


TRIUMPH

Spitfire 4

SPORTS CAR

**SPARE PARTS
CATALOGUE**




STANDARD-TRIUMPH SALES LTD.

SPARES DIVISION - COVENTRY - ENGLAND

Part No. 511682

TRIUMPH SPITFIRE SPORTS CAR

Commission No. { Mark I. From FC1 up to FC50000
Mark II. From FC50001 and future



SPARE PARTS CATALOGUE


FIFTH EDITION


STANDARD-TRIUMPH SALES LIMITED

A MEMBER OF THE LEYLAND MOTOR CORPORATION

**SPARES DIVISION • FLETCHAMSTEAD HIGHWAY
COVENTRY • ENGLAND**

SECTION	Page	Group
ALPHABETICAL INDEX	XXXIII-XXXV	1
NUMERICAL INDEX	XXXVI-LXV	2
ENGINE	1-17	3
CLUTCH	18-19	4
GEARBOX	20-24	5
GEAR SHIFT MECHANISM	25	6
CHASSIS FRAME	26	7
FRONT SUSPENSION	27-30	8
ANTI-ROLL BAR	31	9
REAR AXLE	32-34	10
REAR SUSPENSION	35-36	11
PROPELLOR SHAFT & ROAD WHEELS	37	12
STEERING	38-40	13
ACCELERATION CONTROLS	41	14
CLUTCH AND BRAKE PEDALS	42	15
MASTER CYLINDER	43	16
HYDRAULIC PIPES	44	17
HANDBRAKE	45	18
BRAKES	46-47	19
RADIATOR	48	20
EXHAUST SYSTEM	49-50	21
PETROL SYSTEM	51	22
SERVICE KIT	52	23
ELECTRICAL EQUIPMENT	53-69	24
BODY AND FITTINGS	70-106	25
ACCESSORIES	107-110	26
OVERDRIVE	111-115	27





FOREWORD

This catalogue has been compiled to assist all purchasers requiring Spare Parts for the Triumph Spitfire models.

You are requested to note carefully the method and procedure for ordering parts which is contained in the introductory notes.

The Sale of Spare Parts is always made in accordance with the Company's current conditions of sale.

STANDARD-TRIUMPH SALES LTD.

SPARES DIVISION:

FLETCHAMSTEAD HIGHWAY, COVENTRY

Telegrams: STANPART, COVENTRY

Telephone: 75511 (16 lines)

SERVICE DIVISION:

BIRMINGHAM ROAD, ALLESLEY, COVENTRY

Telegrams: STANSER, COVENTRY

Telephone: 22115 (5 lines)

HOW TO ORDER PARTS

VERY IMPORTANT

Read this section on how to order, even if you are in the habit of dealing with auto spares.

DESCRIPTION

The part required should be referred to in the catalogue and the part number quoted with the technical description. If any doubt exists as to the name and number of the part, a sketch or the old part should be sent to assist in correct interpretation. When trim material is ordered, a specimen of the material required should be sent whenever possible.

INTERPRETATION OF CATALOGUE

Details forming part of an assembly are indicated by inseting the alignment of the description, as shown in the following example.

EXHAUST MANIFOLD ASSEMBLY

Stud, inlet manifold attachment,
Stud, exhaust pipe attachment,
Pin, spring anchor,
Peg, spring stop,
Spring (bi-metal), flap valve spindle,
Stop, spring,
Pin, split, retaining spring and stop,
Weight, balance,
Pin, Mills, balance weight attachment.

Thus, the four items immediately following the assembly form part of the assembly, whilst the remaining five are individual items and are subject to separate order.

PATTERNS

When parts are sent as patterns it is important that they should be carefully and individually labelled indicating the address of the sender together with advice by separate post giving any reference or order number to which they refer. All patterns must be sent Carriage Paid to the Spares Division, Fletchamstead Highway, Coventry, and unless special instructions are given on the order they will not be returned.

RIGHT- AND LEFT-HAND PARTS

Where Right-hand and Left-hand Parts are required it is essential that this is clearly stated on the order.

QUANTITIES

Do not designate the quantities by sets but state specifically the number of parts that are required.

ORDERS

Orders for replacement parts should be submitted to the nearest Standard-Triumph Distributor or Dealer.

SPECIAL NOTE FOR DISTRIBUTORS

It is helpful to ensure that:—

- (a) The address is clearly stated and the order submitted on the approved Order Form.
- (b) Parts required are in numerical sequence.
- (c) Where possible, the order should be typed or written in ink.

NOTICE OF MODIFICATION

When modifications relevant to these models are introduced Bulletins will be issued to Standard-Triumph Distributors and Dealers to ensure that the catalogue may be amended in accordance with the latest information.

CHASSIS NUMBERS

Where there is doubt about the correct description for a spare part, always quote the chassis number with prefix or suffix letters (if any) of the car concerned. This will save delay and ensure speedier despatch. The Chassis number may be found stamped on a brass plate, on the scuttle under the bonnet.

CAR REPAIRS. Note to Customers

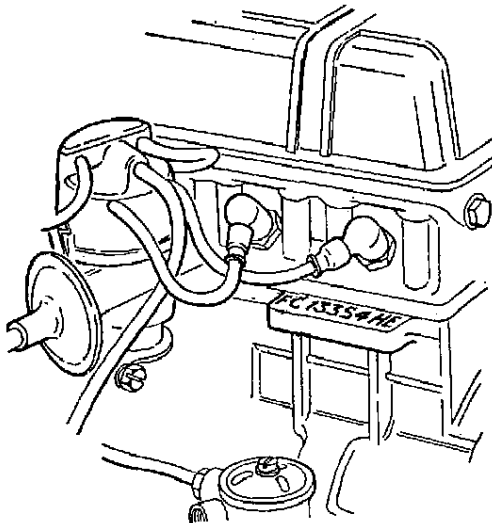
A Service School is established where the representatives from our Distributors and Dealers are trained in the upkeep and maintenance of Standard-Triumph Cars. Customers should therefore avail themselves of the service which our agents are able to give in all matters relative to service and maintenance.

CAUTION

WHEN REPLACEMENTS ARE MADE IT IS OF THE UTMOST IMPORTANCE THAT PARTS OF GENUINE STANDARD MOTOR CO. LTD. MANUFACTURE SHOULD BE USED. THIS ENSURES THAT THE SERVICE GIVEN BY THE ORIGINAL PART WILL BE MAINTAINED BY THE REPLACEMENT. REMEMBER THE GENUINE PART CARRIES WITH IT A GUARANTEE.

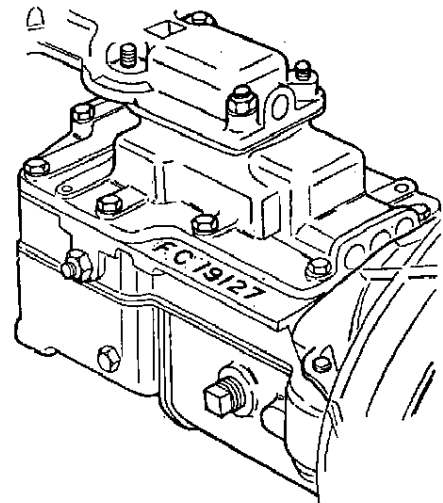
THE EXPERIENCE GAINED BY THE MANUFACTURERS ENSURES THAT THE HIGHEST QUALITY MATERIAL IS USED AND THE STRICTEST ACCURACY MAINTAINED IN MANUFACTURE.

UNIT SERIAL NUMBERS



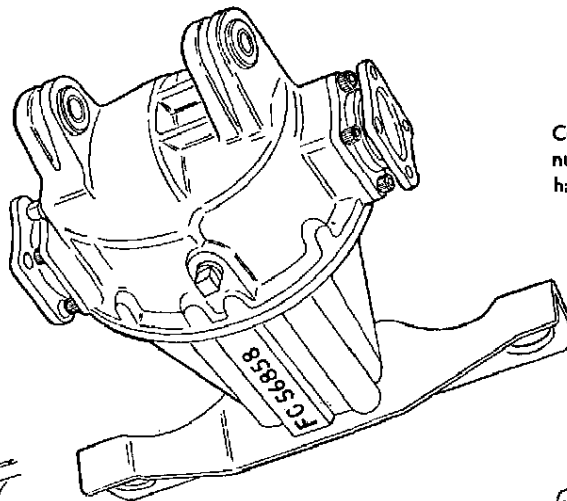
ENGINE SERIAL NUMBER

Commencing at FC 1 E, this number is stamped on the left-hand side of the cylinder block.



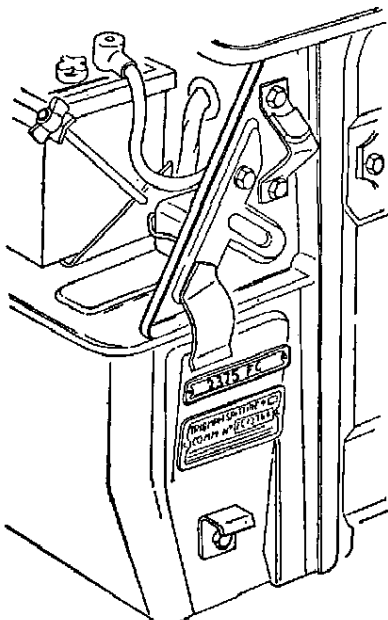
GEARBOX SERIAL NUMBER

Commencing at FC 1 GB, this number is stamped on the right-hand side of the gearbox casing.



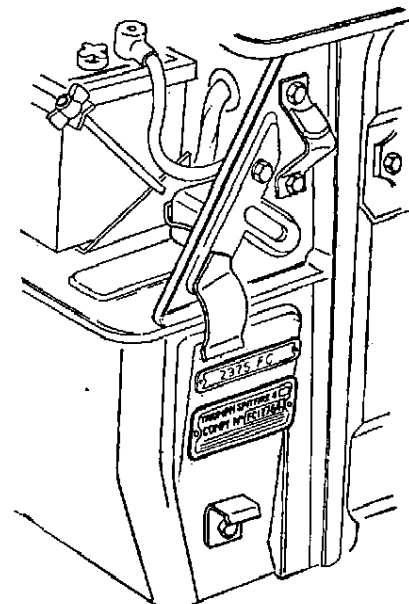
REAR AXLE SERIAL NUMBER

Commencing at FC 1 RA, this number is stamped on the bottom flange of the axle casing.



BODY SERIAL NUMBER

Commencing at 1 FC, this number is stamped on a plate which is riveted to the left-hand bulkhead panel.



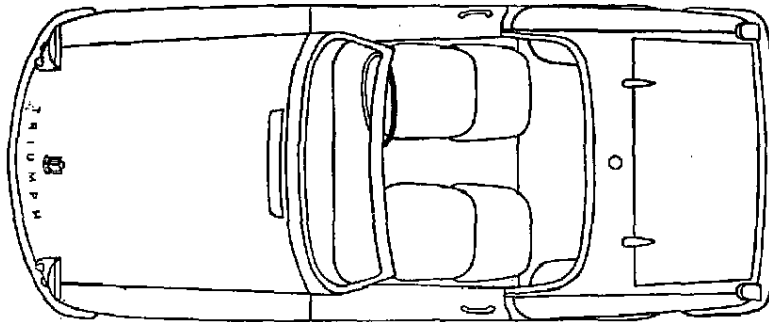
COMMISSION NUMBER

This number is stamped on a plate which is riveted to the left-hand bulkhead panel. Commission number details are listed on the following page.

RIGHT-HAND SIDE OR OFF SIDE

RIGHT-HAND STEERING

FRONT



REAR

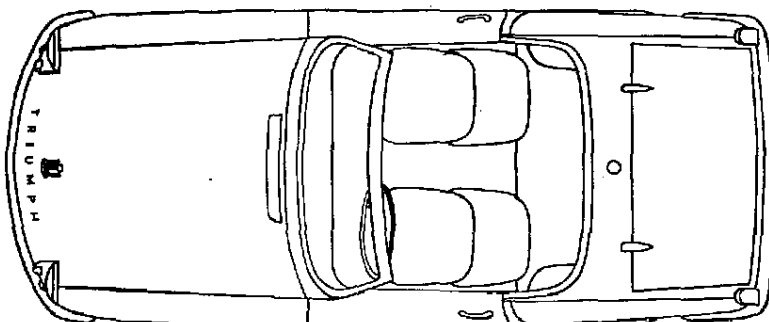
LEFT-HAND SIDE OR NEAR SIDE

COMMISSION NUMBERS AND SUFFIX

Right-Hand Steering	FC	...	
Left-Hand Steering	FC	...	L

RIGHT-HAND SIDE OR NEAR SIDE


FRONT



REAR

LEFT-HAND STEERING

LEFT-HAND SIDE OR OFF SIDE



AVANT—PROPOS

Ce catalogue a été établi pour faciliter la tâche des acheteurs ayant besoin de Pièces Détachées pour les modèles Triumph Spitfire.

Nous vous prions de prendre bonne note de l'introduction qui renferme la méthode et la marche à suivre pour la commande des pièces.

La vente des pièces de rechange est effectuée conformément aux conditions de vente en cours de la Société.

STANDARD-TRIUMPH SALES LTD.

DIVISION DE PIÈCES DE RECHANGE:

FLETCHAMSTEAD HIGHWAY, COVENTRY

Adresse télégraphique:

STANPART, COVENTRY

Téléphone: 75511 (16 lignes)

DIVISION POUR LE SERVICE:

BIRMINGHAM ROAD, ALLESLEY, COVENTRY

Adresse télégraphique:

STANSER, COVENTRY

Téléphone: 22115 (5 lignes)

COMMENT ETABLIR LES COMMANDES DE PIECES

TRES IMPORTANT

Lire cette section traitant de la manière d'établir les commandes, même si vous êtes habitué au commerce des pièces détachées automobiles.

DESCRIPTION

La pièce demandée devra porter la mention du catalogue et le numéro de pièce sera cité avec la description technique. En cas de doute concernant la désignation et le numéro de pièce, on enverra un dessin ou l'ancienne pièce pour faciliter l'identification. Lorsqu'on commande du tissu pour garnitures, on enverra, si possible, un échantillon du tissu demandé.

INTERPRETATION DU CATALOGUE

Les pièces faisant partie d'un ensemble sont indiquées en les plaçant par ordre de description, comme indiqué dans l'exemple ci-dessous.

ENSEMBLE TUBULURE D'ECHAPPEMENT

Goujon, monture de la tubulure d'admission,
Goujon, monture du tuyau d'échappement,
Goupille, ressort d'ancrage,
Cheville, ressort d'arrêt,
Ressort (bi-métal), tige de soupape à clapet,
Arrêt, ressort,
Goupille, fendue, maintenant le ressort et l'arrêt,
Poids, équilibrage,
Goupille, Mills, monture de contre-poids.

Ainsi, les quatre articles venant immédiatement après l'ensemble font partie de ce dernier, alors que les cinq autres sont individuels et sujets à une commande séparée.

MODELES

Lorsqu'on envoie des pièces comme modèles, il est important de les étiqueter soigneusement et séparément en indiquant l'adresse de l'expéditeur, et d'envoyer sous pli séparé les références ou le numéro de pièce qui s'y rapportent. Tous les modèles doivent être envoyés port payé à la Division des Pièces de Rechange, Fletchamstead Highway, Coventry, et ils ne seront pas retournés, sauf si la commande porte des instructions spéciales.

PIECES POUR CONDUITE A DROITE OU CONDUITE A GAUCHE

Lorsqu'on demande des pièces pour conduite à droite ou conduite à gauche, il est indispensable de la spécifier clairement sur la commande.

QUANTITES

Ne pas désigner les quantités par jeu mais mentionner avec précision le nombre de pièces désirées.

COMMANDES

Les commandes de pièces de rechange seront soumises au Concessionnaire ou Agent Standard-Triumph le plus proche.

NOTE SPECIALE POUR LES AGENTS

Il est utile de s'assurer que:

- (a) l'adresse soit indiquée lisiblement et que la commande soit libellée sur la formule de commande agréé.
- (b) les pièces demandées soient dans l'ordre numérique.
- (c) la commande soit, possible, dactylographiée ou écrite à l'encre.

AVIS DE MODIFICATION

Lorsque ces modèles font l'objet de modifications, des Bulletins seront envoyés aux Concessionnaires et Agents Standard-Triumph afin que le catalogue puisse être modifié conformément aux dernières informations.

NUMERO DE CHASSIS

En cas de doute concernant la description correcte d'une pièce de rechange, toujours citer le numéro de châssis de la voiture en question avec, le cas échéant, le préfixe ou suffixe. Ceci évitera tout retard et assurera une expédition plus rapide. On trouvera le numéro de châssis marqué sur une plaque en laiton située sur le tablier, sous le capot.

REPARATIONS DES VOITURES (Note aux clients)

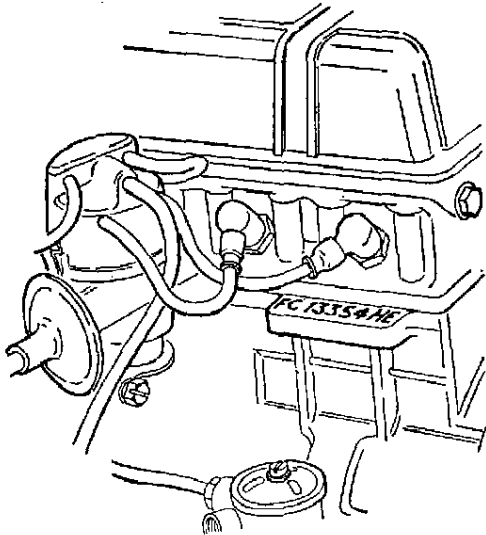
Une Ecole pour le Service a été ouverte aux Représentants de nos Concessionnaires et Agents qui y reçoivent une formation spéciale pour les réparations et l'entretien des voitures Standard-Triumph. Par conséquent, les clients devraient profiter des facilités que nos Agents sont en mesure de leur fournir pour les questions se rapportant au service et à l'entretien.

ATTENTION

POUR TOUS LE REMPLACEMENT DES PIÈCES, IL EST DE LA PLUS HAUTE IMPORTANCE DE N'EMPLOYER QUE DES PIÈCES STANDARD MOTOR CO. LTD. D'ORIGINE. CECI GARANTIRA QUE LA PIÈCE DE RECHANGE DONNERA LE MÊME QUE LA PIÈCE ORIGINALE. NE PAS OUBLIER QUE LES PIÈCES D'ORIGINE PORTENT UNE GARANTIE.

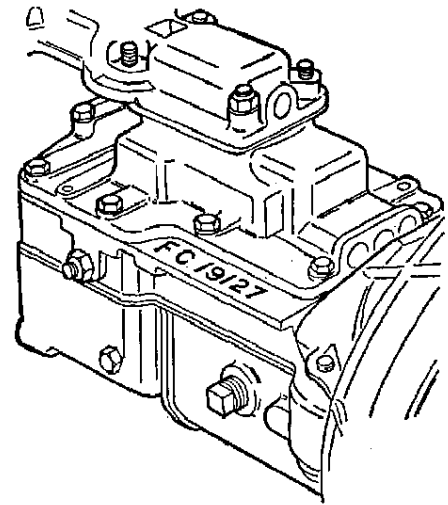
L'EXPÉRIENCE ACQUISE PAR LES FABRICANTS GARANTIT QUE LES MATÉRIAUX UTILISÉS SONT DE LA PLUS HAUTE QUALITÉ ET LA FABRICATION DE LA PLUS GRANDE PRÉCISION.

NUMÉROS DE SÉRIE



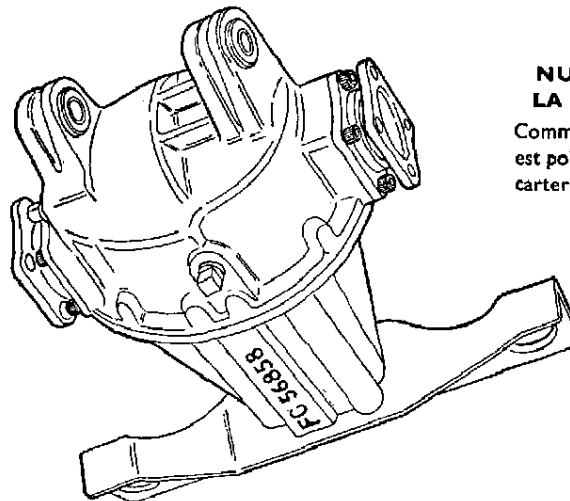
NUMÉRO DE SÉRIE DU MOTEUR

Commençant à FC 1 E, ce numéro est poinçonné sur le côté gauche du bloc moteur.



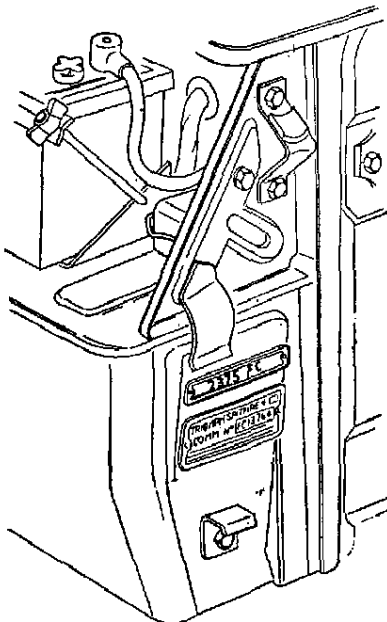
NUMÉRO DE SÉRIE DE LA BOÎTE DE VITESSES

Commençant à FC 1 GB, ce numéro est poinçonné sur le côté droit du carter de la boîte de vitesses.



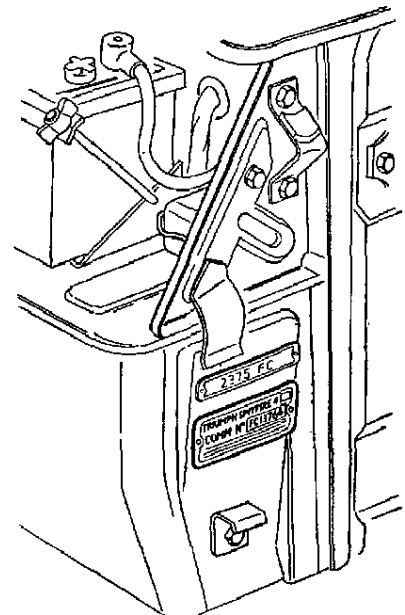
NUMÉRO DE SÉRIE DU PONT ARRIÈRE

Commençant à FC 1 RA, ce numéro est poinçonné sur la bride inférieure du carter du pont arrière.



NUMÉRO DE SÉRIE DE LA CARROSSERIE

Commençant à 1 FC, ce numéro est poinçonné sur une plaque rivetée au côté gauche du tablier.



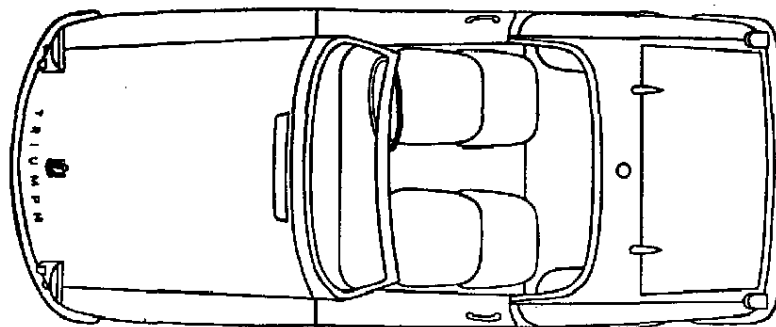
NUMÉRO GÉNÉRAL DE MISE EN SERVICE

Ce numéro est poinçonné sur une plaque rivetée au côté gauche du tablier. Les détails de ce numéro sont listés à la page suivante.

COTE DROIT

CONDUITE À DROITE

AVANT



ARRIÈRE

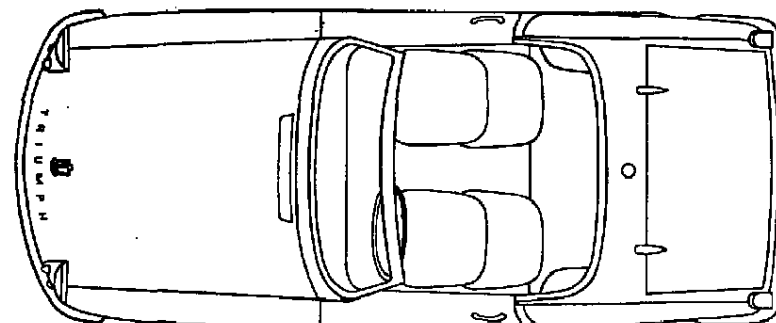
COTE GAUCHE

NUMEROS DE COMMANDES ET SUFFIXES

Conduite à droite	FC	...
Conduite à gauche	FC	... L

COTE DROIT


AVANT



ARRIÈRE

CONDUITE À GAUCHE

COTE GAUCHE



INTRODUCCION

Este catálogo ha sido preparado para ayudar a todos los compradores que necesiten de Piezas Repuesto para los modelos Triumph Spitfire.

Sírvanse poner especial atención en el método y procedimiento de pedido de piezas que se describen en las notas de Introducción

La venta de Piezas de Repuesto se efectúa siempre de acuerdo con las condiciones de venta vigentes en la Compañía.

STANDARD-TRIUMPH SALES LTD.

DIVISION DE PIEZAS DE REPUESTO:

FLETCHAMSTEAD HIGHWAY, COVENTRY

Telegramas: STANPART, COVENTRY

Teléfono: 75511 (16 líneas)

DIVISION DE SERVICIO:

BIRMINGHAM ROAD, ALLESLEY, COVENTRY

Telegramas: STANSER, COVENTRY

Teléfono: 22115 (5 líneas)

COMO COLOCAR PEDIDOS DE PIEZAS DE REPUESTO

MUY IMPORTANTE

Sírvanse leer en esta sección cómo colocar pedidos, incluso si Vds. están acostumbrados en ocuparse de repuestos para automóvil.

DESCRIPCION

La pieza requerida se obtendrá mediante referencia al catálogo y citará el número de pieza con la descripción técnica. Si existiesen dudas sobre el número y nombre de la pieza, deberá enviarse un dibujo de la pieza antigua para facilitar la interpretación exacta. Cuando se solicite material de tapizado, deberá enviarse, siempre que sea posible, una muestra del material deseado.

INTERPRETACION DEL CATALOGO

Los detalles formando parte de un conjunto quedan indicados por la adición del alineamiento de la descripción, según se especifica en el siguiente ejemplo.

CONJUNTO DEL MULTIPLE DE ESCAPE

Espárrago, unión de múltiple de admisión,
Espárrago, unión de tubería de escape,
Pasador, fijación a resorte,
Clavija, tope a resorte,
Resorte (bi-metal), eje de válvula de aleta,
Tope, resorte,
Pasador, partido, resorte de retención de y de tope,
Peso, Equilibrio,
Pasador, Mills, dispositivo de contrapeso.

Así pues, las cuatro piezas inmediatamente a continuación del conjunto forman parte del conjunto, mientras que las cinco restantes son piezas sueltas y están sujetas a pedido por separado.

MUESTRAS

Cuando se remitan piezas como muestra, es importante que lleve cada una su etiqueta correspondiente, en la que se indique la dirección del remitente, enviándose por correo aparte la notificación, con cualquier referencia o número de pedido a que las piezas se refieran. Todas las piezas deben remitirse con porte pagado a la División de Piezas de Repuesto, Fletchamstead Highway, Coventry, y a menos que se especifique lo contrario en el pedido, las piezas no se devolverán al remitente.

PIEZAS PARA VEHICULOS CON VOLANTE A DERECHA O A IZQUIERDA

Es imprescindible especificar con claridad en el pedido si las piezas se requieren para vehículos con volante a la derecha o a la izquierda.

CANTIDADES

Las cantidades de piezas que se requieran no deben designarse por juegos, sino especificando claramente el número de cada pieza que se desea.

PEDIDOS

Los pedidos de piezas de repuesto deberán enviarse al Distribuidor o Concesionario Standard-Triumph más próximo.

NOTA ESPECIAL PARA LOS DISTRIBUIDORES

Es conveniente asegurarse de que:

- (a) La dirección está claramente escrita y el pedido se presenta en el formulario aprobado.
- (b) Las piezas requeridas se especifican en orden numérico.
- (c) Siempre que se pueda, el pedido deberá ir escrito a máquina o en tinta.

AVISO DE MODIFICACIONES

Cuando se realizan modificaciones en estos modelos se distribuyen boletines a los Distribuidores y Concesionarios Standard-Triumph para garantizar la corrección de los catálogos de acuerdo con la información más reciente.

NUMEROS DE CHASIS

En caso de dudas sobre la descripción exacta de una pieza de repuesto, menciónese siempre el número del chasis con las letras de prefijo o sufijo (de haberlas) del vehículo en cuestión. Esto evitará demoras y asegurará una consignación más rápida. El número del chasis se hallará estampado en una chapa de latón situada contra el salpicadero, debajo del capó.

REPARACION DE VEHICULOS. Aviso a los clientes

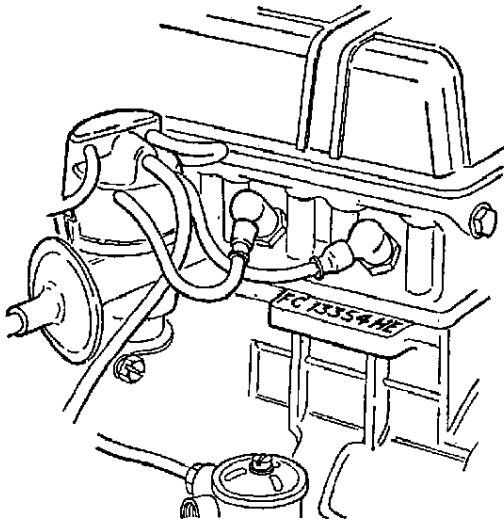
Se ha establecido una Escuela de Servicio donde los representantes de nuestros Distribuidores y Concesionarios reciben especial instrucción sobre la reparación y conservación de vehículos Standard-Triumph. Por consiguiente, se recomienda a los clientes que aprovechen la información que nuestros representantes pueden proporcionarles en todos los asuntos relacionados con el servicio y conservación del vehículo.

— ATENCION —

AL EFECTUAR LOS RECAMBIOS, ES DE SUMA IMPORTANCIA UTILIZAR LAS PIEZAS LEGITIMAS FABRICADAS POR LA STANDARD MOTOR COMPANY LIMITED. ESTO GARANTIZARA QUE EL SERVICIO DE LA PIEZA DE RECAMBIO SEA IDENTICO AL DE LA PIEZA ORIGINAL. RECUERDESE QUE LAS PIEZAS LEGITIMAS ESTAN GARANTIZADAS

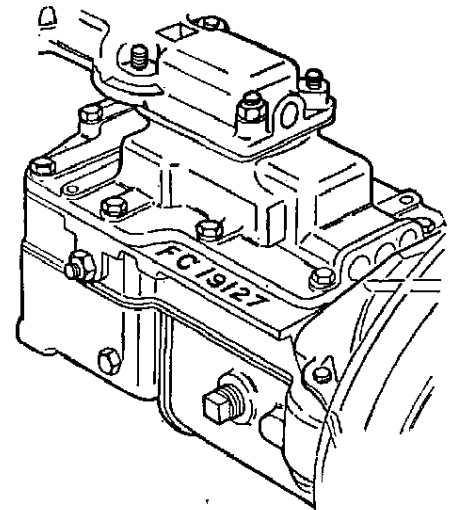
LA EXPERIENCIA DE LOS FABRICANTES GARANTIZA QUE EL MATERIAL UTILIZADO ES DE LA MEJOR CALIDAD Y LA MAXIMA PRECISION EN LA FABRICACION.

NUMEROS DE SERIE DE LAS UNIDADES



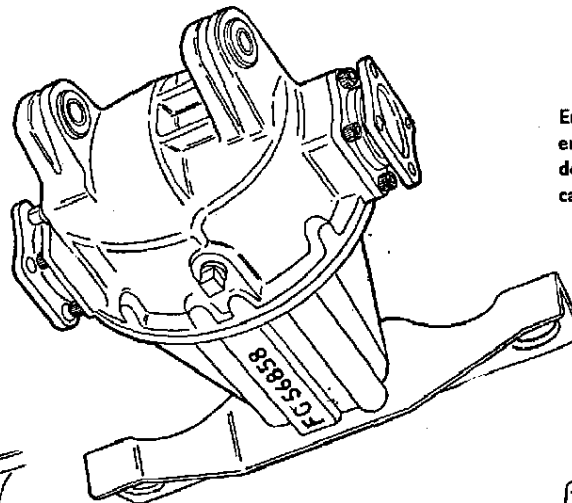
NUMERO DE SERIE DE LOS MOTORES

Empezando en FC 1 E, este número está estampado en el lado izquierdo del bloque de cilindros.



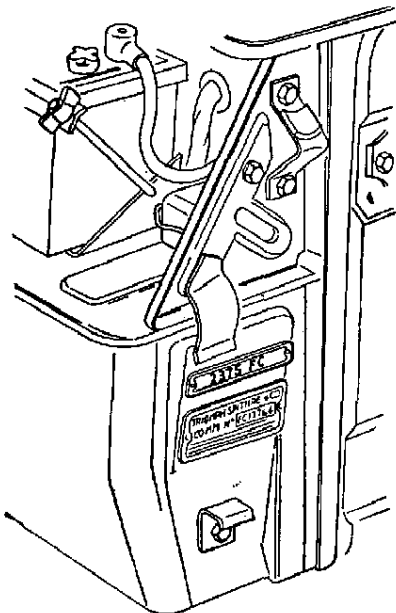
NUMERO DE SERIE DE LAS CAJAS DE CAMBIOS

Empezando en FC 1 GB, este número está estampado en el lado derecho de la carcasa de la caja de cambios.



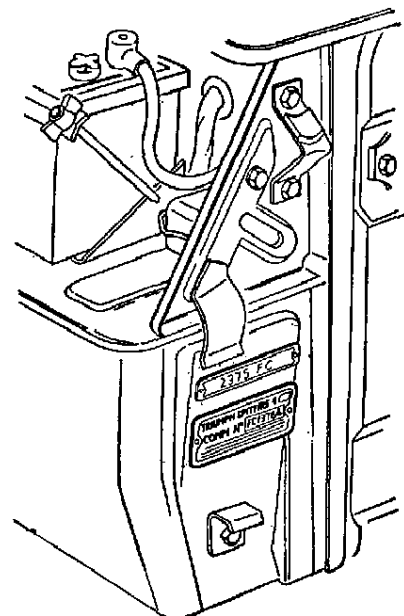
NUMERO DE SERIE DE LOS EJES TRASEROS

Empezando en FC 1 RA, este número está estampado en la brida inferior de la carcasa del eje trasero.



NUMERO DE SERIE DE LAS CARROCERIAS

Empezando en 1 FC, este número está estampado en una placa remachada al panel izquierdo del tabique.

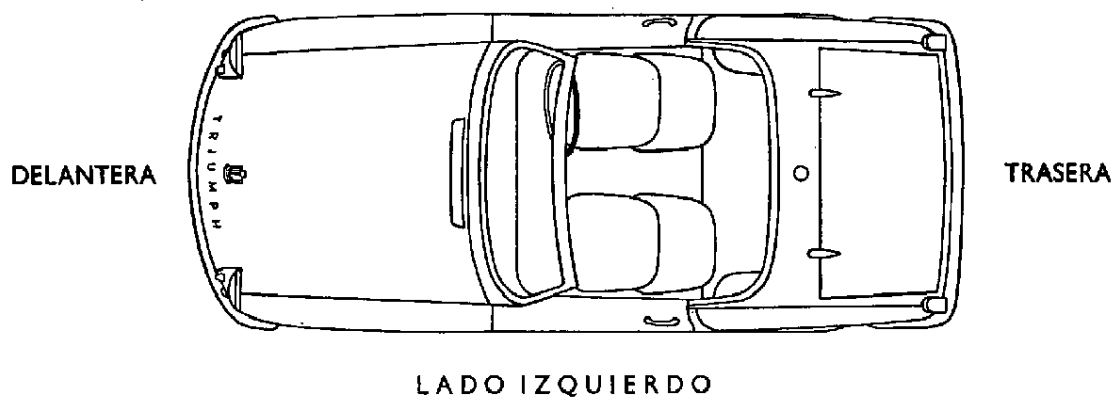


NUMERO DE REGISTRO

Este número se halla estampado en una placa que está remachada al panel izquierdo del tabique. Los detalles del número de registro se hallan descritos en la página siguiente.

LADO DERECHO

VOLANTE A LA DERECHA

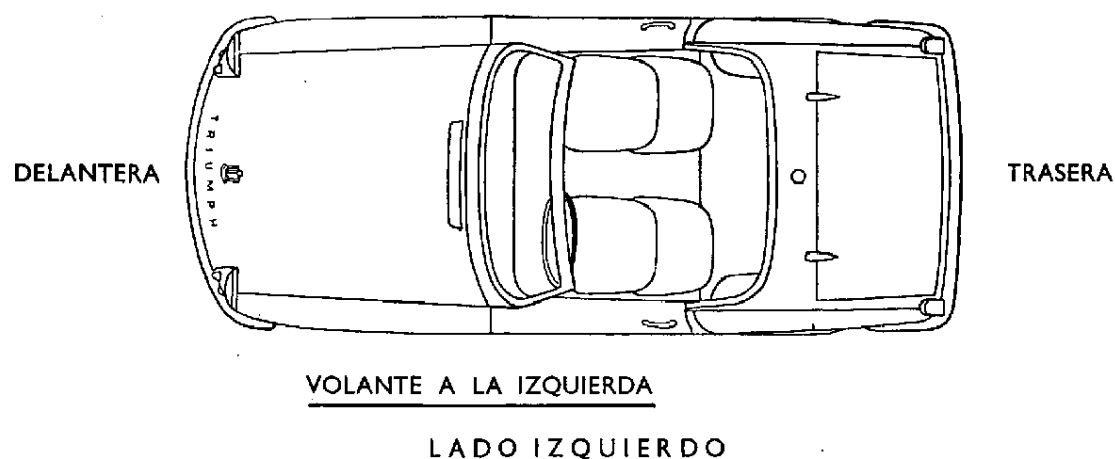



NUMEROS DE REFERENCIA Y SUFIJOS

Volante a la derecha FC ...

Volante a la izquierda FC ... L

LADO DERECHO





PREÂMBULO

Este Catálogo foi compilado para auxiliar todos os compradores de Peças Sobresselentes para o Triumph, Modelos Spitfire.

Recomenda-se que seja dada particular atenção para o método e processo a ser adotado na requisição de peças, segundo se indica nas notas de Introdução.

A venda de peças sobresselentes é sempre feita atendendo às condições de venda da Companhia, em vigor.

STANDARD-TRIUMPH SALES LTD.

DIVISÃO DE PEÇAS SOBRESSELENTES:

FLETCHAMSTEAD HIGHWAY, COVENTRY

Telegramas: STANPART, COVENTRY

Telefone: 75511 (16 linhas)

DIVISÃO DE SERVIÇO:

BIRMINGHAM ROAD, ALLESLEY, COVENTRY

Telegramas: STANSER, COVENTRY

Telefone: 22115 (5 linhas)

COMO PROCEDER À ENCOMENDA

MUITO IMPORTANTE

Leia esta secção para encomendar correctamente mesmo que esteja acostumado a encomendar peças sobresselentes para automóveis.

DESCRIÇÃO

A peça exigida deve ser referida no catálogo e o seu número mencionado, junto com uma descrição técnica. Se houver quaisquer dúvidas quanto ao nome e ao número de peça, um desenho ou a peça velha devem ser submetidos para auxiliar na identificação exata. Quando se requisita material para as armações, deve-se enviar, se possível, uma amostra do material exigido.

INTERPRETAÇÃO DO CATÁLOGO

As peças que formam parte de um conjunto são indicadas por uma marginagem diferente da do texto como se demonstra no exemplo seguinte.

CONJUNTO DO COLECTOR DE ESCAPE

Perno, fixação do colector de admissão,
Perno, fixação do tubo de escape,
Cavilha, escora da mola,
Cavilha, esbarro da mola,
Mola (bimetálica), veio de válvula de borbuleta,
Esbarro, mola,
Trôço, retenção da mola e esbarro,
Contrapêso, equilibrados,
Cavilha, fixação do contrapêso.

Consequentemente, as quatro partes imediatamente a seguir ao conjunto são parte integrante do mesmo enquanto que as restantes cinco são partes individuais e requerem encomenda separada.

MODÉLOS

Quando se submetem peças como modelos é importante que elas sejam separada e cuidadosamente marcadas com o endereço do remetente, e, além do mais, que se envie, à parte, a descrição e o número de ordem a elas referentes. Todos os modelos de peças devem ser enviados à Divisão de Peças Sobresselentes, Fletchamstead Highway, Coventry, com remessa paga, e, a menos que sejam acompanhadas de instruções especiais, as peças não serão devolvidas.

PEÇAS PARA CARROS DE DIREÇÃO À ESQUERDA OU À DIREITA

Ao fazer-se o pedido é essencial que se especifique na requisição se as peças exigidas são para carros de direção à esquerda ou à direita.

QUANTIDADES

Convém não indicar quantidades por jogo de peças, indicando ao invés, especificamente, o número de peças que se exige.

PEDIDOS

Os pedidos para a substituição de peças devem ser submetidos ao Distribuidor ou Agente Standard-Triumph mais próximo.

INFORMAÇÃO ESPECIAL PARA OS DISTRIBUIDORES

É conveniente certificar-se de que:

- (a) O endereço seja anotado claramente e o pedido submetido no Formulário de Requisição apropriado.
- (b) As peças exigidas estejam em ordem numérica.
- (c) A requisição seja completada, sempre que possível, à máquina de escrever ou à tinta.

AVISOS DE MODIFICAÇÕES

Quando se introduzirem modificações pertencentes a esses modelos, Boletinas serão enviados aos Distribuidores e Agentes Standard-Triumph, para assegurar que o catálogo seja alterado de acordo com as últimas informações.

NÚMEROS DE CHASSIS

Em caso de dúvida acerca da descrição exacta de uma peça sobresselente, refira-se sempre ao número de chassis com as letras de prefixo ou sufixo (quando houver), do carro em questão. Essa medida evitará qualquer demora e garantirá uma remessa mais pronta. O número de chassis encontra-se gravado numa placa de latão, no painel, debaixo de capota do motor.

REPARAÇÃO DE AUTOMÓVEIS. Informação para os clientes

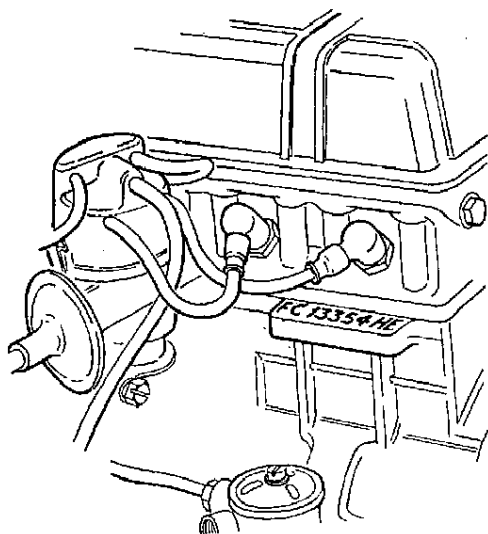
Uma Escola para Serviço foi instituída para treinamento em reparação e manutenção dos automóveis Standard-Triumph dos representantes de nossos Distribuidores e Agentes. Recomenda-se, portanto, que os clientes façam uso dos préstimos que os nossos agentes estão em condições de lhes proporcionar no que toca a todos os assuntos relativos a serviço e manutenção.

ATENÇÃO

QUANDO SE SUBSTITUEM PEÇAS, É DE SUMA IMPORTÂNCIA QUE NÃO SE EMPREGUEM SENÃO PEÇAS MANUFATURADAS PELA STANDARD MOTOR CO. LTD. SENDO, ASSIM GARANTIR-SE-À QUE A PEÇA DE SUBSTITUIÇÃO DARÁ SERVIÇO IGUAL À ORIGINAL. NÃO SE DEVE ESQUECER QUE A PEÇA ORIGINAL TEM GARANTIA.

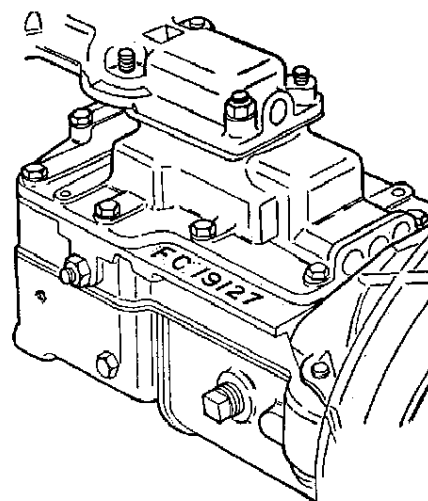
A EXPERIÊNCIA ADQUIRIDA PELOS FABRICANTES ASSEGURA O USO EXCLUSIVO DE MATERIAL DA MAIS ALTA QUALIDADE E A MAIOR PRECISÃO NA MANUFATURA.

NÚMERO DE SÉRIE DAS UNIDADES



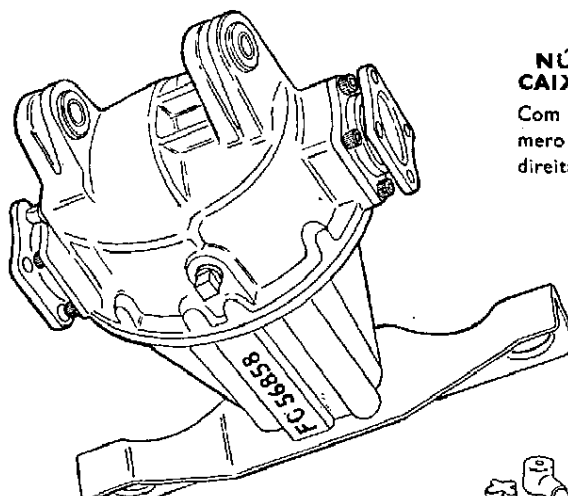
NÚMERO DE SÉRIE DOS MOTORES

Com início em FC 1 E, este número está estampado ao lado esquerdo do bloco de cilindro.



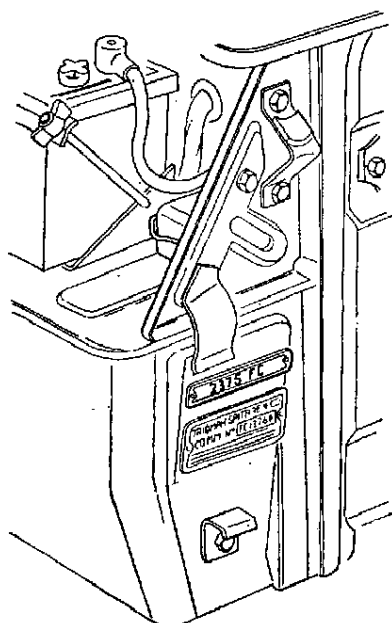
NÚMERO DE SÉRIE DA CAIXA DE VELOCIDADES

Com início em FC 1 GB, este número está estampado na face direita do invólucro da caixa.



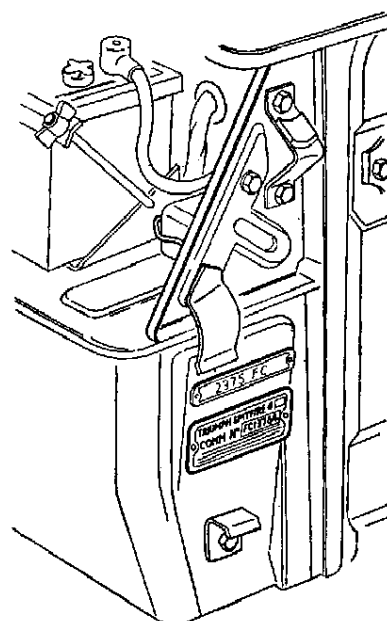
NÚMERO DE SÉRIE DO EIXO TRASEIRO

Com início em FC 1 RA, este número está estampado na flange inferior do invólucro do eixo traseiro.



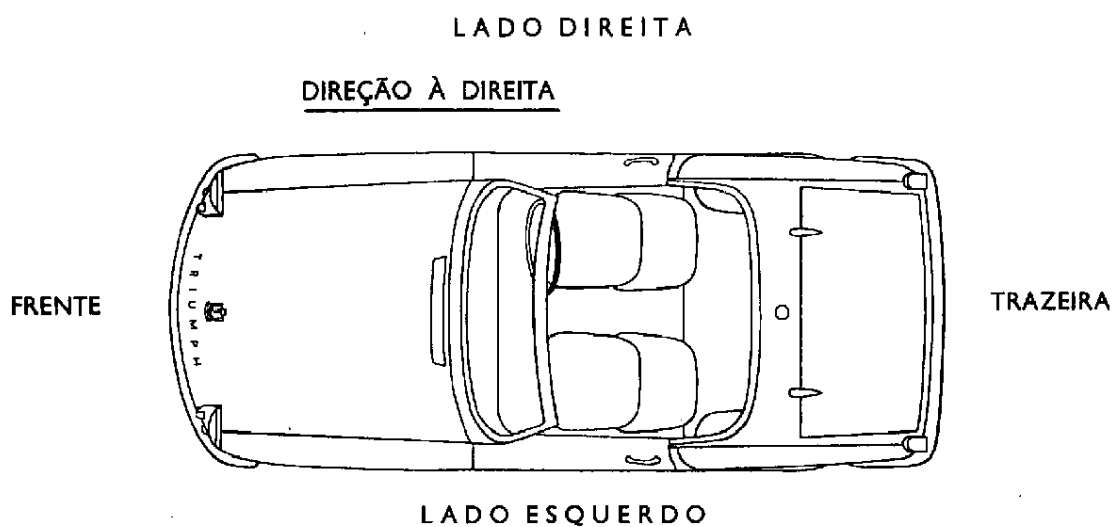
NÚMERO DE SÉRIE DA CARROÇARIA

Com início em 1 FC, este número está estampado numa chapa rebitada à antipára do painel esquerdo.



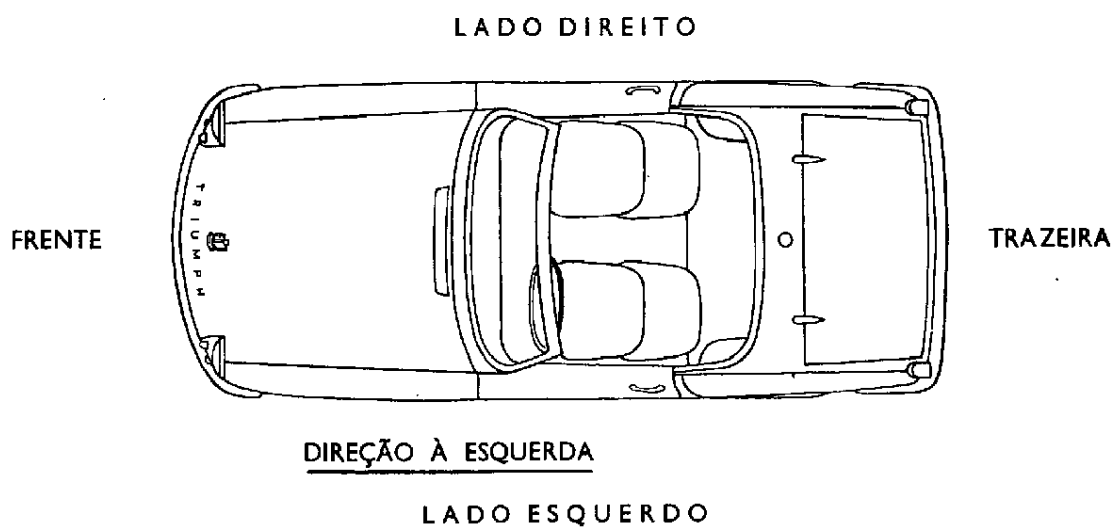
NÚMERO DE SÉRIE DE COMPLEMENTAMENTO


Este número está estampado numa placa rebitada à antipára do painel esquerdo. Os pormenores dos números de complemento encontram-se na página seguinte.



NUMEROS DE ORDEM E SUFIXOS

Direção à direita	FC	...
Direção à esquerda	FC	... L





VORWORT

Diese Katalog ist zusammengestellt worden, um allen Kunden zu helfen, die Ersatzteile für die Modelle Triumph Spitfire benötigen.

Bitte schenken Sie der in den einleitenden Bemerkungen enthaltenen Methode und dem Verfahren für die Bestellung von Ersatzteilen Ihre soegfältige Aufmerksamkeit.

Der Verkauf von Ersatzteilen erfolgt stets laut den jeweilig gültigen Verkaufsbedingungen der Gesellschaft.

STANDARD-TRIUMPH SALES LTD.

ABTEILUNG FÜR ERSATZTEILE:

FLETCHAMSTEAD HIGHWAY, COVENTRY

Telegramme: STANPART, COVENTRY

Telefon: 75511 (16 Anschlüsse)

KUNDENDIENST-ABTEILUNG:

BIRMINGHAM ROAD, ALLESLEY, COVENTRY

Telegramme: STANSER, COVENTRY

Telefon: 22115 (5 Anschlüsse)

WIE BESTELLE ICH MEINE ERSATZTEILE

SEHR WICHTIG!

Bitte, lesen Sie diesen Abschnitt genau, auch wenn Sie mit Auto-Ersatzteilen vertraut sind.

BESCHREIBUNG

Der gewünschte Teil ist im Katalog aufzusuchen und die Teilnummer mit der technischen Beschreibung anzuführen. Falls in Bezug auf den Namen oder die Nummer irgend ein Zweifel besteht, ist eine Skizze bezw. der alte Teil zum besseren Verständnis des Auftrages einzusenden. Bei Bestellung von Plosterbezügen u. dgl. ist, wenn irgend möglich, ein Muster des gewünschten Stoffes einzuschicken.

ERKLÄRUNG DES KATALOGES

Einzelheiten die Teile eines Zusammenbaues bilden sind durch Einrücken der Beschreibung angegeben, wie aus nachstehendem Beispiel hervorgeht.

ZUSAMMENBAU DES AUSLASSKRÜMMERS

Stiftschraube, für Anschluss des Ainlasskrümmers,
Stiftschraube, für Anschluss der Auspuffrohres,
Stift, Federanker-
Anschlag, Feder
Feder (Bimetall) für Spindel der Ventilklappe,
Anschlag, Feder-
Splint, zum Halten von Feder und Anschlag,
Gewicht, Ausgleichs-
Kerbstift, zum Anschluss des Ausgleichsgewichtes.

Die ersten vier, dem Zusammenbau unmittelbar folgenden Positionen sind daher Teile des Zusammenbaues selbst, während die restlichen fünf einzelne Positionen sind und gesondert bestellt werden müssen.

BEMUSTERUNG

Wenn Teile als Muster eingesandt werden, ist es wichtig, dass jeder Teil einzeln und sorgfältig mit einem Etikett versehen ist, das die Adresse des Absenders trägt. Gleichzeitig muss eine Mitteilung durch Extra-post auf die Nummer des Postens bezw. des Auftrages Bezug nehmen. Alle Muster müssen portofrei an die Abteilung für Ersatzteile, Fletchamstead Highway, Coventry, gesandt werden, die, falls keine besonderen Instruktionen in der Bestellung angeführt sind, nicht zurückgesandt werden.

TEILE FÜR RECHTS- UND LINKSSTEUERUNG

Auf dem Bestellschein muss deutlich angegeben werden, ob die benötigten Teile für Rechtssteuerung oder Linkssteuerung bestimmt sind.

QUANTITÄTEN

Quantitäten sind nicht in Sätzen zu bezeichnen, sondern durch die genaue Einzelführung der benötigten Teile.

AUFTRÄGE

Aufträge für Ersatzteile sind an die nächste Standard-Triumph Vertriebsstelle bzw. den Händler zu richten.

ZUR BESONDEREN BEACHTUNG FÜR VERTRIEBSSTELLEN

Es ist zweckmässig, sich zu vergewissern dass:—

- (a) Die Adresse deutlich angegeben ist unter der Auftrag auf dem richtigen Bestell-Formular eingesandt worden ist.
- (b) Die benötigten Teile in numerischer Reihenfolge angeführt sind.
- (c) Der Auftrag, wenn möglich, mit der Schreibmaschine bzw. mit Tinte geschrieben ist.

BEKANNTMACHUNG VON ÄNDERUNGEN

Vorgenommene Änderungen in Bezug auf diese Modelle werden in Nachträgen für Standard-Triumph Vertriebsstellen und Händler veröffentlicht werden, um eine Berichtigung des Kataloges entsprechend der allerneuesten Angaben zu ermöglichen.

FAHRGESTELLNUMMERN

Wo in Bezug auf die richtige Benennung eines Ersatzteiles irgend ein Zweifel besteht, ist stets die Fahrgestellnummer des Wagens, mit etwaig vorausgehenden bzw. hinzugefügten Buchstaben anzuführen. Dies vermeidet Verzögerungen und ermöglicht eine schnellere Abfertigung. Die Fahrgestellnummer ist auf einer Messingplatte an der Stirnwand unter der Haube, eingestanz.

WAGENREPARATUREN. Zur Beachtung des Kunden

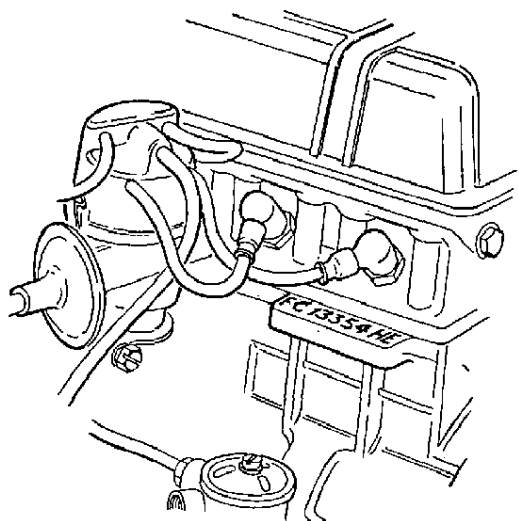
In einer errichteten Technischen Kundendienstschule werden Vertreter unserer Vertriebsstellen und Händler in der Unterhaltung und Bedienung von Standard-Triumph Wagen ausgebildet. Aus diesem Grunde sollte der Kunde von diesem Dienste, da unsere Vertreter an allen Angelegenheiten verbunden mit Unterhaltung und Bedienung bieten können, vollen Gebrauch machen.

— WARNUNG —

ES IST ÄUSSERST WICHTIG DASS, BEIM EINBAU NEUER EINZELTEILE NUR ECHTE, VON DER STANDARD MOTOR CO. LTD. HERGESTELLTE ORIGINALTEILE VERWENDET WERDEN. DIES GARANTIERT, DASS DIE VON DEM ORIGINALTEIL GEGEBENE LEISTUNG EBENFALLS DURCH DEN ERSATZTEIL BEIBEHALTEN WIRD. VERGESSEN SIE NICHT, DASS DER ECHTE TEIL GARANTIERT IST.

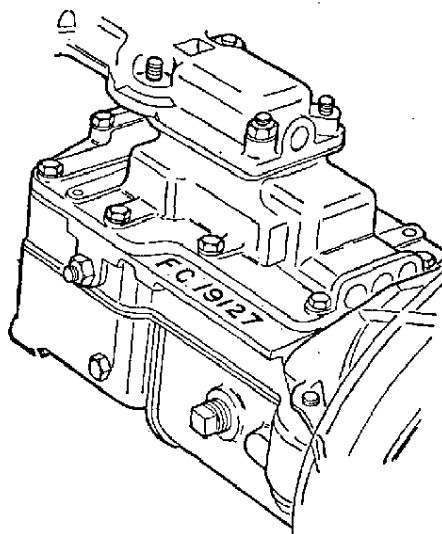
DIE DURCH DIE FABRIKANTEN GESAMMELTEN ERFAHRUNGEN SICHERN DIE VERWENDUNG NUR ERSTKLASSIGEN MATERIALS UND ABSOLUTE GENAUIGKEIT IN DER HERSTELLUNG.

SERIENNUMMERN



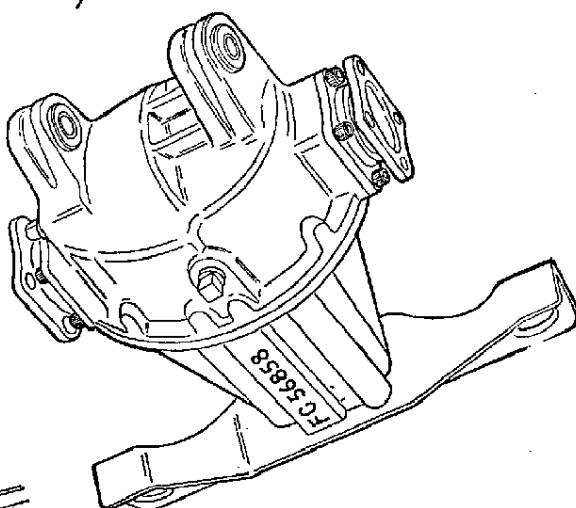
MOTOR-NUMMER

Beginnend mit FC 1 E, ist diese Nummer rechts am Zylinderblock ersichtlich.



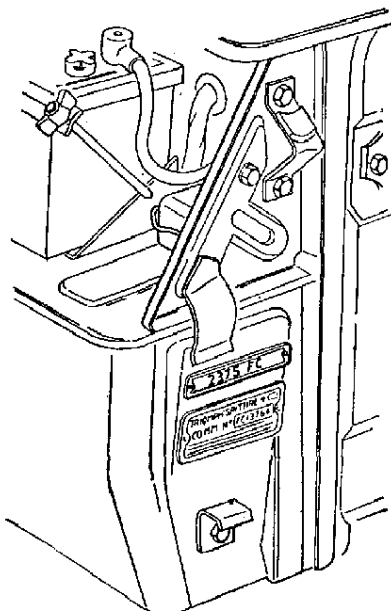
GETRIEBE-NUMMER

Beginnend mit FC 1 GB, ist diese Nummer rechts am Getriebehäuse ersichtlich.



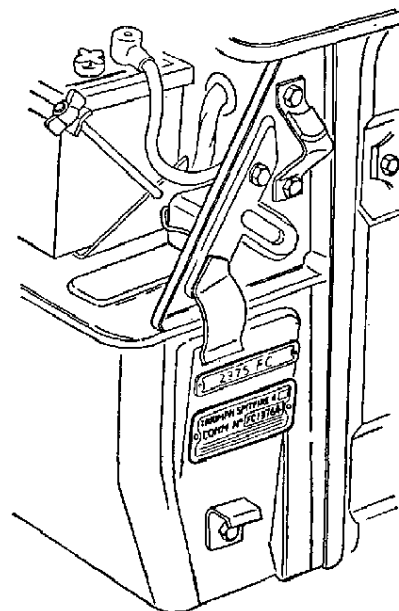
HINTERACHSE-NUMMER

Beginnend mit FC 1 RA, ist diese Nummer am unteren Flange des Achsgehäuses ersichtlich.



KAROSSERIE-NUMMER

Beginnend mit 1 FC, ist diese Nummer auf einem, an die linke Scheidewand genieteten Schild eingeschlagen.



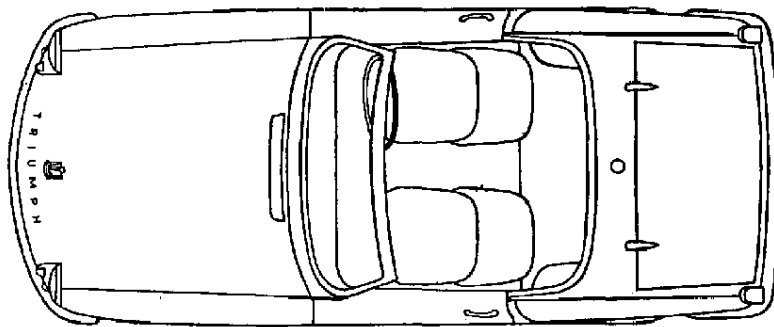
KOMMISSIONS-NUMMER

Diese Nummer ist auf einem, an die linke Scheidewand genieteten Schild eingeschlagen. Die Bezeichnungen sind auf der folgenden Seite erläutert.

RECHTE SEITE

RECHTSSTEUERUNG

VORN



HINTEN

LINKE SEITE

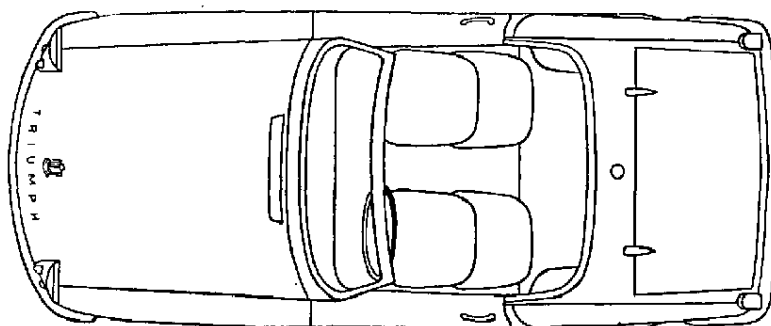
BESTELLNUMMERN UND NACHGESTELLTE BUCHSTABEN

Rechtssteuerung FC ...

Linkssteuerung FC ... L

RECHTE SEITE

VORN



HINTEN

LINKSSTEUERUNG

LINKE SEITE

xxxiii

[illegible]

ALPHABETICAL INDEX

(In Section Order)

Description	Page	Plate	Description	Page	Plate	Description	Page	Plate
PROPELLOR SHAFT ...	37	S	BRAKES—continued			ELECTRICAL—continued		
ROAD WHEELS ...	37		Rear Brake Shoe ...	47	Y	Headlamp Light Unit ...	58-62	AF
STEERING ...	38-40		Rear Brake Wheel Cylinder ...	47	Y	Heater Switch ...	68	AH
Column, Lower ...	38	T	RADIATOR ...	48		Horn ...	55	AD
Column, Upper ...	38	T	Air Deflector Board ...	48	Z	Horn Push ...	55	AD
Flexible Joint ...	38	T	Block ...	48	Z	Ignition and Starter Switch ...	67, 68	AH
Inner Ball Joint ...	39	T	Cradle ...	48	Z	Ignition Coil ...	53	AB
Mounting Block ...	40	T	Filler Cap ...	48	Z	Lighting Switch ...	56	AD
Outer Ball Joint ...	39, 40	T	Header Tank ...	48	Z	Main Harness ...	69	
Rack and Pinion ...	39	T	Hose ...	48	Z	Master Lighting Switch ...	68	
Wheel ...	38	T	Stay ...	48	Z	Panel Light Switch ...	68	
ACCELERATION			EXHAUST SYSTEM 49-50			Rear Flasher Lamp ...	64	AF
CONTROL ...	41		Front Pipe ...	49	AA	Rear Flasher Lamp Bulb ...	64	AF
Fulcrum Bracket ...	41	U	Front Silencer ...	49	AA	Rear Flasher Lamp Lens ...	64	AF
Lever ...	41	U	Intermediate Pipe ...	49	AA	Rear Number Plate Lamp ...	65	AF
Operating Rod ...	41	U	Mounting Strip ...	49, 50	AA	Rear Number Plate Lamp		
Pedal ...	41	U	Rear Silencer and Tail Pipe ...	50	AA	Bulb ...	65	AF
CLUTCH AND			PETROL SYSTEM ...	51		Rear Number Plate Lamp		
BRAKE PEDALS ...	42		Filler Cap ...	51	AA	Lens ...	65	AF
Brake Pedal ...	42	V	Gauge Unit ...	51	AA	Rear Number Plate Lamp		
Clutch Pedal ...	42	V	Pipes ...	51	AA	Plinth ...	65	
Dust Cover ...	42	V	Tank ...	51	AA	Revolution Counter ...	67	AH
Mounting Bracket ...	42	V	SERVICE KIT ...	52		Revolution Counter Cable ...	67	AH
Pedal Pad ...	42	V	Gasket Set ...	52		Sidelamp ...	63	AF
MASTER CYLINDER 43	V		Jack ...	52		Sidelamp Bulb ...	63	AF
HYDRAULIC PIPES ...	44		Service Kits ...	52		Sidelamp Lens ...	63	AF
Brake Pipes ...	44	W	Tool Kit ...	52		Speedometer ...	67	AH
Clutch Pipes ...	44	W	ELECTRICAL ...	53-69		Speedometer Cable ...	67	AH
Connecting Hose ...	44	W	Battery ...	66		Starter and Ignition Switch ...	67, 68	AH
Hose Mounting Bracket ...	44	W	Body Harness ...	66		Starter Motor ...	54	AC
Pipe Clips ...	44	W	Choke Control Cables ...	68	AH	Starter Motor Armature ...	54	AC
HANDBRAKE ...	45		Control Box ...	66	AG	Starter Motor Brush Set ...	54	AC
Cable ...	45	X	Distributor ...	53	AB	Starter Solenoid Switch ...	54	AC
Compensating Sector ...	45	X	Distributor Cap ...	53	AB	Stop Light Switch ...	66	AG
Lever ...	45	X	Distributor Condenser ...	53	AB	Stop/Tail Reflex Lamp ...	64	AF
Pawl ...	45	X	Distributor Contact Set ...	53	AB	Stop/Tail Reflex Lamp Bulb ...	64	AF
Relay Lever ...	45	X	Dynamo ...	54	AC	Stop/Tail Reflex Lamp Lens ...	64	AF
Spring, Pawl Release ...	45	X	Dynamo Armature ...	54	AC	Windscreen Wiper Arm ...	57	AE
Spring, Pull-off ...	45	X	Dynamo Brush Set ...	54	AC	Windscreen Wiper Blade ...	57	AE
BRAKES ...	46-47		Engine Leads ...	69		Windscreen Wiper Motor ...	57	AE
Front Brake Caliper ...	46	Y	Flasher Switch ...	56	AD	Windscreen Wiper Switch ...	68	AH
Front Brake Dust Shield ...	46	Y	Flasher Unit ...	56	AD	Windscreen Wiper		
Front Brake Friction Disc ...	46	Y	Flasher Warning Light ...	67	AH	Wheelbox ...	57	AE
Front Brake Lining Pad ...	46	Y	Foot Dipper Switch ...	66	AG	BODY AND		
Rear Brake ...	46	Y	Front Flasher Lamp ...	63	AF	FITTINGS ...	70-106	
Rear Brake Adjuster Unit ...	46	Y	Front Flasher Lamp Bulb ...	63	AF	Air Box ...	73	AK
Rear Brake Back Plate ...	46	Y	Front Flasher Lamp Lens ...	63	AF	'A' Post Panel ...	73	AK
Rear Brake Drum ...	47	Y	Fuse Box ...	66	AG	'A' Post Panel—Lower ...	74	AK
Rear Brake Operating Lever ...	47	Y	Fuel Gauge ...	67	AH	'B' Post Panel ...	74	AK
			Headlamp ...	58-62	AF	'B' Post Trim Pad ...	98	AV
			Headlamp Bulb ...	58-62	AF	Battery Box ...	73	AK

ALPHABETICAL INDEX

(In Section Order)

Description	Page	Plate	Description	Page	Plate	Description	Page	Plate
BODY AND FITTINGS—continued			BODY AND FITTINGS—continued			BODY AND FITTINGS—continued		
Bonnet Catch ...	76	AL	Frontal Grille ...	75	AL	Trunk Lid Lock ...	89	AS
Bonnet Letters ...	76	AL	Frontal Grille Surround ...	75	AL	Trunk Lid Nameplate ...	90	AS
Bonnet Link... ..	76	AL	Gearbox Cover ...	72	AJ	Trunk Lid Reinforcement ...	89	AS
Bonnet Locating Plate ...	77		Grommets ...	94		Trunk Lid Seal ...	89	AS
Bonnet Pivot Bracket ...	76	AL	Handbrake Millboard ...	72	AJ	Trunk Lid Stay ...	89	AS
Bonnet Top Assembly ...	75	AL	Heater Controls ...	86	AQ	Wheelarch Cover ...	98	AV
Bonnet Tube Assembly ...	75	AL	Heater Demister Nozzle ...	87	AQ	Windscreen Frame... ..	82	AN
Carpet ...	95-97	AV	Heater Demister Outlet ...	87	AQ	Windscreen Glass ...	82	AN
Dash Shelf Panel ...	73	AK	Heater Hose ...	86	AQ	Windscreen Glazing Rubber	82	AN
Dash Side Panel ...	73	AK	Heater Kit ...	86		W'screen Washer Container	88	AR
Door ...	78	AM	Heater Pipes ...	86	AQ	Windscreen Washer Jet ...	88	AR
Door Check Arm ...	81	AM	Heater Switch ...	86	AQ	Windscreen Washer Plunger	88	AR
Door Glass ...	78	AM	Heater Unit... ..	86	AQ	Windscreen Washer Tubing	88	AR
Door Glass Channel ...	78	AM	Heater Water Valve ...	86	AQ			
Door Glass Stop Bracket ...	79	AM	Hood ...	93	AU			
Door Hinge ...	78	AM	Hood Frame... ..	94	AU	ACCESSORIES ...	107-110	
Door Lock ...	79	AM	Hood Stick Socket ...	71	AJ	Bonnet Lock Kit ...	107	
Door Lock Striker ...	79	AM	Inner Wheelarch Panels ...	71	AJ	Bottom Trunnion Sealing Kit	109	
Door Outside Handle ...	80	AM	Interior Mirror ...	82	AN	Cigarette Lighter ...	107	
Door Remote Control			Instrument Panel ...	84	AP	Continental Touring Kit ...	107	
Handle ...	80	AM	Jack Stowage Bracket ...	91	AT	Engine Bay Valance Kit ...	108	
Door Remote Control			Main Floor Panel ...	71	AJ	Engine Cooler Kit ...	109	
Mechanism ...	80	AM	Outer Wheelarch Panel ...	71	AJ	Fog Lamp Kit ...	108	
Door Sealing Rubber ...	81	AM	Parcel Tray ...	83	AP	Hard Top Kit ...	108	
Door Trim Pads ...	81	AM	Radio Aperture Cover Plate	84	AP	Hub Bearing Kit ...	109	
Door Waist Weatherstrip	78	AM	Rear Bumper Overider ...	91	AT	Luggage Grid ...	107	
Door Window Regulator ...	79	AM	Rear Compartment Trim Pad	98	AV	Nave Plate Tool ...	107	
Door Window Regulator			Rear Corner Bumper ...	91	AT	Paint, Touch-in ...	108	
Channel ...	78	AM	Rear Corner Bumper Spring			Reversing Light ...	107	
Door Window Regulator			Bar ...	91	AT	Safety Harness ...	107	
Handle ...	79	AM	Rear Deck Panel ...	74	AK	Spot Lamp ...	108	
Engine Bay Valance... ..	77		Rear Quarter Trim Pad ...	98	AV	Towing Attachment Kit ...	109	
Facia Ash Tray ...	83	AP	Rear Seat Pan Panel ...	71	AJ	Wheel Finisher ...	107	
Facia Crash Pad ...	83	AP	Rear Valance ...	71	AJ	Wing Mirror ...	107	
Facia Panel ...	83	AP	Rear Wing Inner Panel ...	74	AK	Wood Rimmed Steering		
Facia Support Bracket ...	84	AP	Rear Wing Outer Panel ...	74	AK	Wheel ...	107	
Floor Felts ...	96	AV	Rubber Mats ...	95-97	AV	OVERDRIVE ...	111-115	
Floor Panels... ..	71-72	AJ	Safety Harness Att. Details	97		Annulus ...	114	
Footrest ...	72	AJ	Sill Outer Panel ...	74	AK	Clutch Sliding Member ...	114	
Front Bumper ...	91	AT	Spare Wheel Cover ...	90	AS	Gearbox ...	112	
Front Bumper Overider ...	91	AT	Steering Column Clamp ...	85	AP	Gearbox Harness ...	111	
Front Bumper Support Brkt.	91	AT	Steering Column Clamp			Oil Pump Plunger ...	113	
Front Seat Cushion... ..	104-106	AV	Mounting Bracket ...	85	AP	Overdrive Harness... ..	111	
Front Seat Cushion Cover	104-106	AV	Steering Column Cowl ...	84	AP	Overdrive Switch ...	111	
Front Seat Frame ...	100, 101, 103	AV	Steering Column Support			Overdrive Unit ...	111	
Front Seat Slides ...	104	AV	Bracket ...	85	AP	Planet Carrier ...	114	
Front Seat Squab			Sun Visor ...	82	AN	Propellor Shaft ...	112	
Cover ...	100-104, 103	AV	Tonneau Cover ...	93		Rear Casing ...	115	
Front Valance ...	77	AL	Trunk Lid ...	89	AS	Relief Valve Kit ...	113	
Front Wheelarch—Inner ...	75	AL	Trunk Lid Handle ...	89	AS	Solenoid ...	114	
Front Wheelarch—Outer ...	75	AL	Trunk Lid Hinge ...	89	AS	Speedometer Cable ...	112	
Front Wing ...	75	AL	Trunk Lid Letters ...	90	AS	Speedometer Drive ...	115	
						Sunwheel ...	114	

NUMERICAL INDEX

KEY TO MODELS MENTIONED IN NUMERICAL LIST

S.C.	Small Car followed by the h.p.	PNT.	Pennant.
TR.	Triumph Sports Car followed by the Series Number.	STB.	Sportsman.
V.	Vanguard followed by the Series Number.	EN.	Ensign.
VIG.	Vanguard Vignale Saloon.	HER.	Herald.
ACV.	Atlas Commercial Vehicle.	COUR.	Courier.
VIT.	Vitesse.	10 H.P. EST.	Companion.
7 CWT.	7 Cwt. Van.	ENDL.	Ensign Deluxe Saloon.
BRIG.	Standard 20 Van.	2 TON	Leyland 2 Tonner.
15 CWT.	Leyland 15.	T.2000	Triumph 2000.
AJAX	Triumph 1300.		

Part No.	Description	Page	Also Used on Models	Part No.	Description	Page	Also Used on Models
27110	Shim	6	ACV., SC.10, PNT., HER.	52413	Pin (Mills)	111, 113	STB., V.2, 3, EN., ENDL., BRIG., HER.
27138	Shim	6	ACV., SC.10, PNT., HER.	52467	Filter Cover	13	ACV., PNT., HER., SC.10.
27378	Core Plug	4	ACV., SC.8-10, PNT., HER., TR.2,3,4, V.1, 2,3, EN., VIT.	52469	Gauze Filter	13	ACV., PNT., HER., SC.10.
30123	Lead	4	ACV., SC.8-10, PNT., HER., TR.2, 3, 4, V.1,2,3, EN., PNT.	52472	Gasket	13	ACV., PNT., HER., SC.10.
32307	Washer	3	ACV., SC.8-10, PNT., HER., TR.2,3,4, V.1, 2,3, EN., VIT.	52489	Screw	13	ACV., PNT., HER., SC.10.
33214	Pin	7	ACV., SC.10, PNT., HER., VIT.	52490	Screw	13	ACV., PNT., HER., SC.10, EN., V.1,2,3, TR.2,4.
35960	Chain Wheel	7	ACV., SC.10, PNT., HER., VIT.	52493	Spring	13	
36234	Filler Piece	2	ACV., SC.10, PNT., HER., VIT.	56243	Stud	11	STB., V.1,2,3, TR.2,3,4, EN., ENDL., BRIG., 2 TON.
36411	Locking Plate	7	ACV., SC.10, PNT., HER., VIT.	56305	Locking Screw	21	TR.2,3,4, STB., V.1,2,3, HER., VIT.
37948	Shim	23	ACV., SC.8,10, PNT., HER., VIT., TR.2, V.1,2,3, EN., STB.	56712	Core Plug	1, 4	
38665	Balance Piece	10	ACV., SC.8-10, PNT., HER., VIT., V.1,2,3, EN., STB.	56934	Nipple	27	HER., V1,11, TR.4,4A, 2 TON, PNT., TR.2, 3,3A, V111, STB., BRIG., EN.
40907	Spring	18	ACV., SC.10, PNT., HER.	57103	Gasket	10	STB., SC.8-10, PNT., ACV., HER., VIT.
40915	Nut	18	HER.	57109	Locking Nut	5	ACV., PNT., STB., SC.8-10, V.1, 2, 3, TR.2,3, HER., VIT.
42243	Grommet	49		57110	Locking Nut	5	PNT., STB., SC.8-10, V.1,2,3, TR.2, EN., HER., VIT.
42244	Washer, Grommet	49		57355	Washer	13	HER.
42425	Tensioner	7	ACV., SC.10, PNT., VIT., HER.	57361	Lock Washer	13	PNT., STB., SC.8-10, TR.2,4, V.1,3, EN., HER., VIT.
43752	Anchor Plate	7	PNT., ACV., SC.10, HER., VIT.	57429	Brush Spring	57	
44473	Core Plug	1	ACV., SC.8-10, PNT., HER., VIT., TR.2, V.1,2,3, EN., STB.	57458	Band Cover	54	ACV., SC.10, PNT., HER., VIT.
46172	Core Plug	1	EN., ENDL., BRIG., 2 TON, T.2000, VIT., TR.4A, AJAX.	57591	Bulb	63	VIG., TR.4, COUR.
46549	Core Plug	1	ACV., PNT., SC.10, HER., VIT.	57602	Adaptor	86	STB., SC.8-10, 10-1, ACV., HER., V.1,2,3, EST., PNT., EN., ENDL., 7 CWT. VAN.

NUMERICAL INDEX

2

Part No.	Description	Page	Also Used on Models
57868	Nut, Slotted	115	
58258	Clamp	11, 12	
58261	Galter	27	HER., VIT., PNT.
58465	Fuse	66	TR.2,3,4, HER., VIT.
59026	Clip	12, 48	SC.10, 10-1, PNT., ACV., HER., 7 CWT. VAN
59027	Clip	49, 56	
59115	Bolt	17	ACV., PNT., STB., SC.8,10, V.1,2,3, TR.2,3,4, EN., VIT.
59191	Clip	44	
59380	Pipe Clip	44	STB., V.1,2,3, TR.2,3,4, VIT., BRIG.
59426	Spanner	52	
59427	Combination Tool	52	
59445	Rubber Washer	68, 86	VIT., ACV., SC.10, 10-1, PNT., TR.2,3,4, V.3, VIG., HER., BRIG., SC. 8, 7 CWT., ENDL., 2 TON.
59467	Bulb	65	VIT.
59474	Nut	112	V.1,2,3, STB., EN., VIG., ENDL., VIT., T.2000.
59492	Bulb	67	SC.10, PNT., HER., TR.4, VIT.
59660	Screw	13	PNT., STB., V.1,2,3, TR.2,4, SC.10, EN., HER., VIT.
59781	Dust Excluder	58, 59, 60	TR.4.
59813	Screw, Self-Tapping	66	SC.10, EN., PNT., HER., VIT.
59844	Defroster	110	HER., SC.8-10-1, STB., V.1,2,3, EN., PNT., 10 H.P., 7 CWT., ENDL., VIT.
60070	Bush	32	
60176	Union Nut	13, 16, 51	HER., VIT.
60313	Seal	9	STB., SC.8-10, V.1,2,3, TR.2,4, ACV., EN., PNT., VIT.
60527	Cleat	64, 66	SC.10, EN., PNT., HER., VIT.
60796	Lead and Cap Assembly	59	ACV., V.1,2,3, TR.2,4, PNT., EN., STB., HER.
61478	Tap, Drain	2	
61906	Lead and Cap Assy.	58, 59	SC.8-10, STB., V.2,3, TR.2, EN., PNT., ACV., HER.
61917	Grommet	10, 13, 65 68, 86, 88	COUR., PNT., STB., TR.2,4, EN., V.1,2,3, ACV., HER., EST., VIT.
70391	Set, Sundry Parts	54	STB., V.1,2,3, TR.2,4, PNT., EN., ACV., HER., VIT.

Part No.	Description	Page	Also Used on Models
100148	Clip, Speedometer Cable	44, 48, 51	VIT., EN., TR.2,3,4.
100431	Chainwheel	6	SC.10, PNT., ACV., HER.
100433	Stud	2, 23	SC.10, PNT., ACV., HER.
100447	Oil Deflector	6	SC.10, PNT., ACV., HER.
100455	Nut	49	SC.10, PNT., HER., VIT.
100498	Manifold Nut	11, 12	SC.10, PNT., ACV., HER., VIT.
100499	Oil Seal	7	SC.10, PNT., ACV., HER.
100500	Setscrew	7	SC.10, ACV., HER., VIT.
100501	Screw	2	SC.10, PNT., ACV., HER., VIT.
100529	Joint Washer	13	SC.10, PNT., ACV., HER.
100536	Outer Hub Bearing	27	
100562	Shim	13	
100563	Shim	33	
100564	Shim	33	
100573	Inner Hub Bearing	27	
100764	Bearing	9	SC.10, PNT., ACV., VIT.
100847	Gasket	9	SC.10, 10-1, PNT., ACV., HER., VIT., 7 CWT.
100851	Circlip	9	SC.10, PNT., ACV., HER., VIT.
100858	Seal	9	HER., PNT., STB., SC.8-10, V.1, 2, 3, TR.2,4, EN., VIT.
100996	Bolt	37	
101022	Screw, Set	2	SC.10-1, PNT., ACV., HER., 7 CWT., AJAX.
101089	Spanner	52	
101092	Washer	9	HER., PNT., STB., SC.8-10, V.1, 2, 3, TR.2,4, ACV., VIT.
101302	Nut	12, 86	
101343	Adaptor	12, 86	
101962	Stud	2, 9, 11	SC.10, PNT., ACV., HER., VIT.
102076	Locking Plate	6	SC.10, PNT., ACV., HER., VIT.
102227	Clip	44	STB., V.1, 2, 3, EN., TR.2,3,4.
102689	Hub End Cover	28	
102690	'D' Washer	28	
102729	Sleeve	13, 51	TR.4, VIT.
102986	Fan Assembly	17	SC.10-1, STB., SC.8, EN., V.1,2,3, TR.2,3, 4,4A, PNT., ACV., HER., BRIG., AJAX, 2 TON.

NUMERICAL INDEX

Part No.	Description	Page	Also Used on Models
102987	Tubber Bush	36	
104299	Sleeve	17	EN., HER.
104359	Nut	13	SC.10, PNT., ACV., HER.
104420	Bush	24	SC.10, PNT., ACV., HER., VIT.
104433	Ball Bearing	23	SC.10, PNT., ACV., HER., VIT.
104438	Washer	23	SC.10, PNT., ACV., HER., VIT.
104445	Spring	23	SC.10, PNT., ACV., HER., VIT.
104449	Plug	21	TR.2,3,4, ACV., PNT., EN., SC.10, HER., VIT., V.3.
104466	Washer	23	SC.10, PNT., ACV., HER., VIT.
104549	Shim	54	SC.10, PNT., ACV., HER., VIT.
104552	Ball Joint	27	HER., PNT.
104554	Bolt	32	
104556	Roller Bearing	32	
104557	Bearing	33	
104561	Shim	33	
104562	Shim	33	
104563	Shim	33	
104570	Thrust Washer	32	
104571	Pinion	32	
104572	Thrust Washer	32	
104573	Pin	32	
104581	Key	34	
104582	Oil Catcher	34	
104585	Bearing	34	
104641	Bolt	7	SC.10, PNT., HER.
104642	Tab Washer	7	SC.10, PNT., ACV., HER.
104648	Ball Joint Assembly	40	HER., ACV., PNT.
104738	Pin	45	
104740	Spring, Pawl Release	45	
104742	Segment	45	
104743	Pin	45	
104749	Fork End	45	
104750	Pin	45	
104773	Housing	34	
104820	Thrust Washer	6	SC.10, PNT., ACV., HER., VIT.
104824	Push Rod	5	SC.10, ACV., HER.
104826	Sealing Tube	4	SC.10, ACV., HER.
104829	Rocker Shaft	5	SC.10, PNT., ACV., HER.
104830	Spring	8	SC.10, PNT., ACV., HER.
104831	Rocker Pedestal	5	SC.10, PNT., ACV., HER.
104832	Rocker Pedestal	5	SC.10, PNT., ACV., HER.
104838	Collar	5	SC.10, PNT., ACV., HER., VIT.

Part No.	Description	Page	Also Used on Models
104839	Spindle	9	SC.10, PNT., ACV., HER., VIT.
104840	Impellor	9	SC.10, PNT., ACV., HER., VIT.,
104841	Distance Piece	9	SC.10, PNT., ACV., HER., VIT.
104846	Gasket	9	SC.10, PNT., ACV., HER.
104859	Screw	5	SC.10, PNT., ACV., HER., VIT.
104860	Distributor Gear	8	SC.10, PNT., ACV., HER.
104861	Oil Pump Drive Shaft	8	SC.10, PNT., ACV., HER.
104863	Sealing Block	2	SC.10, PNT., ACV., HER., VIT.
104866	Gauze Strainer	3	SC.10, PNT., ACV., HER.
104890	Bracket	17	SC.8-10, PNT., HER.
104897	Pulley, Dynamo	17	SC.10-1, PNT., ACV., HER., T.2000, AJAX.
104902	Dynamo Pedestal	17	SC.8-10-1, PNT., HER., 7 CWT.
104903	Hose	48	SC.10, PNT., ACV., HER.
104939	Washer	8	SC.8-10, PNT., ACV., HER., VIT.
104963	Core Plug	11	SC.10, PNT., ACV., HER., VIT.
104964	Oil Pump Body	11	SC.10, PNT., ACV., HER.
105036	Terminal Nut	53	PNT., EN., STB., VIT., SC.8-10, V.1, 2, 3, TR.2,4, ACV., HER.
105114	Plate	7	SC.10, PNT., ACV., HER., VIT.
105115	Key	6	SC.10, PNT., ACV., HER.
105116	Bolt	6	SC.10, PNT., ACV., HER., VIT.
105118	Valve Collar	5	SC.10, PNT., ACV., HER.
105120	Spring	5	SC.10, PNT., ACV., HER.
105121	Stud	2	SC.8-10, PNT., ACV., HER.
105123	Stud	4	SC.10, PNT., ACV., HER., VIT.
105124	Stud	4	SC.10, PNT., ACV., HER., VIT.
105125	Stud	4	SC.10, PNT., ACV., HER.
105131	Timing Chain	7	SC.10, PNT., ACV., HER., VIT.
105143	Bush	6	SC.10, PNT., ACV., HER., VIT.

NUMERICAL INDEX

Part No.	Description	Page	Also Used on Models
105290	Clamp Plate	49, 50	SC.8-10, V.2,3, STB., TR.2,3,4, EN., PNT., HER., ACV., VIT.
105291	Flexible Mounting Strip	49	SC.8-10, TR.2,3,4, VIT.
105292	Flexible Mounting Strip	50	PNT., EN., SC.8-10, STB., V.1,2,3, ACV., HER., VIT.
105321	Joint Washer	2	SC.10, PNT., ACV., HER., VIT.
105322	Spring	5	SC.10, PNT., ACV., HER., VIT.
105438	Nut	38	
105605	Bush	42	SC.8-10, STB., V.3, EN., PNT., ACV., HER., VIT.
105676	Cover	19, 46, 47	TR.4, VIT.
105689	Spring	47	
105690	Spring	47	
105737	Breather Pipe Assembly	3	SC.10, PNT., ACV., HER.
105760	Bearing Housing Assembly	9	SC.10, PNT., ACV., HER.
106036	Clip	45	
106082	Clutch Piston	19	SC.10, PNT., ACV., HER.
106084	Spring	19	SC.10, TR.3,4, PNT., ACV., HER.
106088	Retainer	43	
106090	Washer	43	
106092	Circlip	43	
106094	Reservoir Lid	43	
106095	Gasket	43	SC.10, PNT., HER., TR.4, VIT.
106102	Pipe	48	
106155	Plunger	43	
106156	Spring	43	
106157	Stem, Valve	43	
106158	Valve Seal	43	
106254	Reverse Operating Lever Assembly	24	SC.10, PNT., ACV., HER., VIT.
106262	Washer	23	SC.10, PNT., HER., VIT.
106268	Selector Fork	21	SC.10, PNT., ACV., HER., VIT.
106269	Joint Washer	22, 111	SC.10, PNT., ACV., HER., VIT.
106270	Washer	24	SC.10, PNT., ACV., HER., VIT.
106271	Thrust Washer	24	SC.10, PNT., ACV., HER., VIT.
106365	Oil Thrower	23	SC.10, PNT., ACV., HER., VIT.
106388	Spring	23	TR.3, SC.10, PNT., ACV., HER.
106437	Paper Washer	21, 111	SC.10, PNT., ACV., HER., VIT.
106448	Fulcrum	24	SC.10, PNT., ACV., HER., TR.4, VIT.

Part No.	Description	Page	Also Used on Models
106475	Locking Pin	23	
106476	Screw	24	SC.10, PNT., ACV., HER., VIT.
106477	Screw	24	SC.10, PNT., ACV., HER., VIT.
106478	Pin	21	SC.10, PNT., ACV., HER., VIT.
106481	Plunger	21	SC.10, PNT., ACV., HER., VIT.
106489	Plunger Spring	21	SC.10, PNT., ACV., HER., VIT.
106663	Split Cone	5	ACV., HER., TR.2,3,4, VIT., COUR.
106664	Joint Washer	34	
106957	Stud	21	PNT., HER., TR.2,3, VIT.
107072	Gasket	44	
107099	Plug	21	SC.10, PNT., ACV., HER., VIT.
107176	Seal	19, 47	SC.10, TR.3,4, ACV., HER., VIT.
107193	Oil Seal	34	
107246	Plug	4	SC.10, PNT., ACV., HER., VIT.
107401	Dowel	7	SC.10, PNT., ACV., HER., VIT.
107530	Stud	12, 15	
107948	Nut	37	VIT., TR.2,3,4.
107949	Nut	37	VIT., TR.2,3,4.
108020	Selector Shaft	21	SC.10, PNT., ACV., HER., VIT.
108021	Selector Shaft	21	SC.10, PNT., ACV., HER., VIT.
108301	Spring	14	TR.4,4A, TR.2,3,3A, AJAX.
108302	Screw	15	TR.2,3,4.
108325	Nut	15	TR.2,3,4, STB., HER.
108334	Hinge Pin	15	TR.2,3,4, STB., HER.
108341	Spring	14	TR.3,4, HER.
108349	Screw	14	TR.2,3,4, STB., HER.
108350	Bolt	15	TR.2,3,4, STB., HER.
108355	Screw	14	TR.2.
108450	Mallet	37	VIT., TR.2,3,4.
108657	Brush	55	HER., TR.4, VIT.
108756	Bleed Screw	19, 46, 47	SC.10, TR.3,4, PNT., ACV., HER., VIT.
108757	Oil Seal	21	SC.10, PNT., ACV., HER., VIT.
108860	Casing	57	STB., SC.10-1, TR.2,4, 4A, V.3, EN, PNT., ACV., HER., VIT., 7 CWT., ENDL., BRIG., T.2000.
108935	Thrust Washer	32	
108936	Thrust Washer	32	
108937	Thrust Washer	32	
108938	Thrust Washer	32	
108939	Thrust Washer	32	

NUMERICAL INDEX

Part No.	Description	Page	Also Used on Models
108943	Clip, Hydraulic Brake	87	ACV., 15 CWT., BRIG.
108976	Bolt	38	
108977	Rubber Bush	38	
108979	Gear	32	
109023	Rocker No. 1	5	SC.10, PNT., ACV., HER., VIT.
109024	Rocker No. 2	5	SC.10, PNT., ACV., HER., VIT.
109049	Slotted Nut	33	
109050	Mainshaft, Flange and Stoneguard	23	SC.10, PNT., ACV., HER., VIT.
109054	Oil Seal	33	
109114	Spring, Thrust	18	SC.10, PNT., ACV., HER.
109182	Push Rod	21	SC.10, PNT., ACV., HER.
109190	Seal	43	
109438	Bolt	38	
110376	Locating Pin	32	
110429	Circlip	19	SC.10, PNT., ACV., HER.
110461	Strip, Conductor	38	
110679	Washer	14	TR.3,4.
110748	Nut	4	SC.10, PNT., ACV., HER., VIT.
110762	Slave Cylinder	19	SC.10, ACV., HER.
110907	Spacer	33	
110959	Adaptor	38	
110960	Plate	38	
110961	Flexible Joint	38	
111054	Tappet	46	
111163	Spacer	43	
111422	Thrust Washer	23	SC.10, PNT., ACV., HER., VIT.
111423	Bush	23	SC.10, PNT., ACV., HER., VIT.
111424	Bush	23	SC.10, PNT., ACV., HER., VIT.
111624	Cover	19	SC.10, PNT., ACV., HER.
111869	Valve Guide	4	ACV., HER.
111870	Collar	5	HER., COUR., VIT.
111874	Push Rod	5	ACV., SC.10, PNT., HER.
111979	Seal	43	
112394	Circlip	23	SC.10, PNT., ACV., HER., VIT.
112429	Wheel Stud	27, 34	
112477	Bush	24	SC.10, PNT., HER.
112509	Plug	21	SC.10, PNT., ACV., HER.
112516	Pin	21	SC.10, PNT., ACV., HER.
112527	Clutch Throw-out Bearing	21	EN., SC.10, PNT., ACV., HER., VIT.
112626	Gasket	111	SC., VIT.
112654	Snap Ring	23	VIT.
112672	Gear	23	

Part No.	Description	Page	Also Used on Models
112907	Stud	2	TR.3,4, STB.
112971	Locating Sleeve	11, 12	HER.
113071	Spindle	24	SC.10, PNT., ACV., HER., VIT.
113077	Reverse Idler Gear Assembly	24	SC.10, PNT., ACV., HER.
113087	Nut, Spare Wheel Mounting	37, 90	HER., VIT.
113150	Bolt	46	TR.2,3,4.
113229	Thrust Washer	24	SC.10, PNT., ACV., HER., VIT.
113230	Countershaft	24	SC.10, PNT., HER.
113256	Medallion, Wheel Trim Nave Plate	107	TR.2,3,4,4A, T.2000, CON., VIT.
113569	Oil Filler Cap	5	TR.2,4, SC.8-10, STB., EN., PNT., ACV., HER., V.3, VIT.
113797	Synchro Cup	23	SC.10, PNT., ACV., HER., VIT.
113868	Selector Fork	21	SC.10, PNT., ACV., HER., VIT.
114006	Buttons	35	
114092	Support Bracket	13, 16	VIT.
114178	Grommet, Petrol Pipe	51	BRIG., 2 TON, T.2000
114438	Spring	42	SC.8-10, ACV., HER., VIT.
114749	Joint Washer	33	
114774	Plug	3, 9, 20, 32	SC.8-10, ACV., PNT., EN., STB., TR.2,3,4, V.3, HER., VIT.
114781	Actuator	21	PNT., HER., VIT.
115459	Hose Assembly	44	
115706	Boot, Rubber, Starter Solenoid	69	STB., EN., VIT., ENDL. BRIG., T.2000, AJAX.
115783	Pipe Connection	13, 16, 51	COUR., HER., SC.10, PNT., ACV., TR.3, VIT.
116012	Battery (Dry), 12 Volt, 38 Amp.	66	SC.10-1, 10-8, PNT., ACV., VIT., 7 CWT.
116169	Gear	23	HER.
116459	Flasher Lamp	64	SC.10, TR.2,3.
116460	Flasher Lamp	64	TR.2,3, ACV., STB., EN.
116516	Core Plug	1	
117509	Washer	23	SC.10, PNT., ACV., HER., VIT.
117510	Oil Seal	21	ACV., SC.10, HER., VIT.
117511	Bearing	21	ACV., SC.10, HER., VIT.
117547	Bearing Cap	33	
117575	Rubber Bush	35	
117578	Bush	32	
117730	Thermostat	10	HER., SC.10, ACV.
117853	Bearing	33	
117948	Ball Bearing	33	
117952	Oil Seal	33	
118040	Gear Lever	25	PNT., HER., VIT.

NUMERICAL INDEX

Part No.	Description	Page	Also Used on Models
118041	Shaft	25	PNT., HER., VIT.
118053	Oil Seal	25	PNT., HER., VIT.
118054	Screw	25	PNT., HER., VIT.
118507	Roller Bearing	23	SC.10, PNT., HER., ACV., VIT.
118518	Manifold Gasket	11, 12	SC.10, PNT., ACV., HER.
118577	Steering Wheel	38	
118599	Fulcrum Pin	36	
118632	Core Plug	1	ACV., HER., EN., SC.10, VIT.
118826	Core Plug	32	
118977	Washer	26, 32	
119072	Headlamp Rim	59, 60, 61, 62	TR.2,3,4.
119096	Thrust Bearing	21	HER., VIT.
119097	Bearing	21	HER., VIT.
119099	Oil Seal	21	HER., VIT.
119100	Driven Gear	21	HER., VIT.
119131	Gear	23	HER., VIT.
119142	Bolt	29	VIT.
119251	Spring	25	PNT., HER., VIT.
119252	Spring	25	PNT., HER., VIT.
119262	Bush	25	PNT., HER., VIT.
119263	Circlip	25	PNT., HER., VIT.
119272	Arm and Bush	27	
119450	Rubber Bush	29	
119451	Rubber Bush	27, 28, 35	
119571	Bearing	33	
119572	Distance Piece	33	
119573	Dished Washer	24	PNT., HER., VIT.
119575	Pedal Shaft	42	HER., VIT.
119581	Bracket Assembly	42	HER.
119583	Bracket	43	
119616	Flasher Warning Light	67	HER., ACV., VIT.
119813	Bush	7	VIT.
120116	Piston	47	
120124	Pin	46	
120128	Dust Cap	19	ACV., PNT., SC.10-8, 15 CWT., 2 TON, HER., 7 CWT.
120131	Brake Shoe Assembly	47	
120132	Wheel Cylinder	47	
120134	Cover	47	
120135	Retainer	47	
120137	Plate	47	
120138	Plate	47	
120139	Cover	47	
120142	Adjuster Unit Assembly	46	
120304	Gearbox Top Cover Sub-assembly	21	PNT., HER., VIT.
120305	Joint Washer	25, 111	PNT., HER., VIT.
120307	Baulk Plate	25	PNT., HER., VIT.
120308	Master Cylinder Assembly	43	HER., VIT.
120327	Thrust Washer	33	
120570	Bush	24	PNT., HER.
120694	Angle Drive	112	
120941	Shim	39	
120946	Plunger	39	HER., VIT.

Part No.	Description	Page	Also Used on Models
120948	Bellows	39	
120949	Shim	39	HER., VIT.
120953	Spring	39	
120955	Socket	39	
120957	Tab Washer	39	
120959	Shim	39	HER., VIT.
120968	Locknut	38	
121215	Link	17	SC.8-10, ACV., HER.
121216	Bracket	5	SC.8-10, ACV., HER.
121217	Cylinder Head Stud	2	SC.8-10, ACV., HER.
121268	Ignition Coil	53	ACV., HER.
121269	Solenoid Switch	54	HER., TR.4, VIT.
121295	Wheel Nut, Octagonal, R.H.	37	
121296	Wheel Nut, Octagonal, L.H.	37	
121297	Spanner, Wheel Nuts	37	
121355	Side Lamp	63	VIG.
121356	Flasher Lamp	63	VIG., TR.4.
121398	Oil Pressure Switch	2	SC.8-10, ACV., HER., PNT.
121530	Distributor Pedal	8	
121595	Exhaust Gasket	49	HER.
121699	Sector	45	
121755	Dust Seal	45	
121757	Bearing	45	
121758	Washer	45	
121759	Pin	45	
121760	Felt Seal	45	
121765	Fulcrum Bracket	71	HER.
121766	Handbrake Cable Assembly	45	HER., VIT.
121770	Flange	33	
121780	Gasket	58	TR.2,3,4.
121782	Connector	44	
121831	Dipstick Tube	1	
121860	Tab Washer	34	
121862	Bolt	34	
121870	Mounting Rubber	22	
122022	Shim	28	
122115	Plug	9	SC.8-10, ACV., HER., PNT.
122126	Oil Seal	29	
122136	Filler Cap	48	HER., VIT.
122137	Plate	29	
122289	Pad	42	TR.3,4, HER.
122296	Push Rod	43	
122496	Bearing	28	
122525	Clip	38	VIT.
122529	Steering Column, Upper	38	
122534	Dirt Seal	29	
122536	Dirt Seal	35	
122566	Clutch Cover	20	HER.
122569	Paper Washer	20	SC.8-10, HER., ACV., PNT., VIT.
122653	Setscrew	21, 25	SC.8-10, HER., EN., PNT., ACV., TR.4, VIT.
122669	Clamp	38	
122689	Flexible Mounting	22	HER., VIT.
122718	End Cap	38	

NUMERICAL INDEX

Part No.	Description	Page	Also Used on Models
122719	Washer	38	
122744	Thermostat Unit	10	HER., SC.8-10, VIT., 7 CWT.
122745	Spanner	52	
122746	Tool Pouch	52	
122747	Clip	26	
122752	Fan Assembly	10	HER.
122759	Foot Dipper Switch	66	ACV., HER., TR.2,3,4, VIT.
122783	Deflector Assembly	3	HER.
122796	Connector, Tank	51	HER., VIT.
122806	Nave Plate	37, 107	
123100	Rear Damper	36	HER.
123100/5	Rear Damper	36	HER.
123135	Operating Lever Assembly	47	
123231	Cap	29	
123312	Bolt	28	HER., VIT.
123451	Body Harness	64	HER., VIT.
123495	Hose, Water	12	HER.
123502	Bracket	31	
123694	'U' Bolt	31	
123803	Screw	33	
123813	Shim	32	
123814	Shim	32	
123815	Shim	32	
123817	Shim	32	
123868	Lucar Blade	54	ACV., HER.
123998	Bush	31	
124020	Rim	58	SC.8-10, TR.2, 3, 4, PNT.
124941	Lucar Blade	54	ACV., HER.
125046	Sparking Plug	17	TR.2,3, HER.
125054	Bolt	25	HER., PNT., VIT.
125074	Stud	31	
125169	Pipe Assembly	51	COUR., HER.
125189	Fuse Box	66	HER., EN., TR.4, VIT.
125195	Ignition Coil	53, 110	TR.3,4, VIT., T.2000.
125217	Dust Cover	42	HER., VIT.
125252	Washer	8	HER., SC.8-10, ACV., PNT.
125374	Sleeve	21	SC.8-10, HER., PNT.
125441	Packing, Front Road Spring	29	VIT., HER.
125481	Link	31	
125482	Link	31	
125505	Feeler Gauge	52	
125733	Strut	28	
125781	Screw	38	
125782	Plate	38	
126607	Cap	25	HER., VIT.
126754	Dowel	25	
126765	Spring	39	
126792	Relay	111	
127380	Switch	112	
127651	Ignition and Starter Switch	67	
127740	Shaft	111	
127741	Coupling	25	
127745	Thermostat Unit	10	
127883	Dowel	6	

Part No.	Description	Page	Also Used on Models
127916	Rear Number Plate Lamp	65	
127997	Bush, Lower Pinion	39	HER.
127998	Bush, Upper Pinion	39	HER.
127999	Washer	39	HER.
128000	Washer	39	HER.
128001	End Plug	39	HER.
128002	Bush	39	HER.
128004	Bellows	39	HER.
128008	Pin	39	HER.
128020	Cover	39	HER.
128021	'O' Ring	39	HER.
128022	Locknut	40	HER.
128023	Ball Pin	39	HER.
128024	Housing	39	HER.
128058	Crankshaft Nut	6	HER.
128087	Washer	67	V.6, TR.4.
128088	Washer	55, 68, 86	V.6, TR.4.
128133	Unit Package	36	HER.
128135	Yoke Flange	33	HER.
128136	Yoke Flange	33	HER.
128262	Sleeve	16	VIT.
128348	Bolt	107	HER., VIT.
128352	Spring Plate	35	
128356	Shim	26	HER., VIT.,
128373	Dished Washer	25	HER., VIT.
128397	Rear Number Plate Lamp	65	HER.
128424	Pedestal	5	V.3, HER., 7 CWT., VIT., T.2000.
128425	Pedestal	5	HER., VIT., V.4.
128469	Flinger	33	
128484	Voltage Stabiliser	67	V.6, VIT.
128651	Circlip	33	
128889	Oil Filter Assembly	11	HER.
128921	Oil Pump complete	11	HER.
128978	Oil Seal	33	
129003	Outer Axle Shaft and Flinger	33	
129077	Water Drain Plug	2	ACV., HER.
129118	Bush	25	
129119	Pinch Sleeve	25	ACV., VIT.
129242	Plug	27	
129358	Bush	21	HER.
129361	Bolt	33, 37, 112	
129410	Fulcrum Pin	21	HER.
129412	Tolerance Ring	21	HER.
129460	Flywheel Assembly	6	HER.
129637	Gudgeon Pin	8	HER.
129638	Piston Ring	8	HER.
129639	Piston Ring	8	HER.
129640	Piston Ring (Scraper)	8	HER.
129650	Tapping Plate	26	HER.
129681	Piston Assembly	8	HER., TR.4.
129781	Bolt	32	
129815	Countershaft Gear and Bush Assembly	24	HER.
129952	Shaft Assembly	25	HER., VIT.
129961	Inner Ball Joint	39	
129963	Sleeve	39	

NUMERICAL INDEX

Part No.	Description	Page	Also Used on Models
130031	Shim	39	
130032	Shim	39	
130034	Wiper Arm	57	HER., VIT.
130035	Wiper Arm	57	HER., VIT.
130141	Screw	109	
130142	Tab	109	
130148	Adaptor	109	
130326	Bearing	8	HER.
130344	Connecting Rod Assembly	7	HER.
130355	Bearing	32	
130415	Joint Washer	16, 17	
130544	Switch	68	TR.4.
130545	Wisher, Spring	68	
130546	Overdrive Switch, L.H.S.	106	VIT.
130757	Lower Wishbone Fulcrum	28	VIT., HER.
	Bracket—Front		
130758	Lower Wishbone Fulcrum	28	VIT., HER.
	Bracket—Rear		
130879	Overdrive Switch, R.H.S.	106	VIT.
130997	Mounting Bracket	67	VIT.
131111	Wiper Blade	57	TR.4.
131151	Tubing	57	TR.4.
131155	Grommet	57	TR.4.
131169	Screw	66	VIT., V.6 EST.
131179	Exhaust Valve	5	7 CWT.
131227	Horn Push Assembly	55	TR.4, VIT., HER.
131246	Knob	25	TR.4, VIT.
131251	Flasher Unit	56	TR.4, VIT.
131274	Flasher Indicator Switch	56	HER., VIT.
131312	Grip	45	
131456	Tie Rod	22	
131475	Washer	22	
131476	Washer	22	
131530	Tube Assembly	4	HER.
131535	Piston Spring	4	HER.
131550	Main Bearing	6	
131567	Rear Hub and Stud	34	
131570	Packing	54	HER., VIT.
131796	Mounting Rubber	32	HER.
131806	Spring	45	
131807	Plate	45	
131809	Back Plate	46	
131810	Back Plate	46	
131812	Lighting Switch	68	TR.4.
131995	Flasher Lamp	63	TR.4.
132038	Shim	28	VIT.
132039	Piece, Distance	28	VIT.
132053	Screwed Cap	39	VIT.
132055	Shim	39	VIT.
132063	Bottom Trunnion Assy.	28	VIT.
132064	Bottom Trunnion Assy.	28	VIT.
132068	Wing Nut	73	VIT., BRIG., T.2000, ENDL.
132098	'O' Ring	11	HER.
132107	Piston	4	HER.
132115	Stud	111	VIT.
132116	Lead, Extension	68	TR.4.
132118	Block, Terminal	68	TR.4.

Part No.	Description	Page	Also Used on Models
132125	Master Cylinder Assembly	43	VIT.
132130	Steering Column Upper	38	HER., VIT.
	Assembly		
132135	Ignition Starter Switch	66	TR.4.
132242	Valve Seat Insert	4	
132365	Bracket	44, 46	
132366	Bracket	44	
132368	Spanner	52	
132419	Washer	32	
132425	Front Hub	27	
132435	Bracket	26	VIT.
132439	Bolt	46	
132448	Stub Axle	27	
132468	Cylinder Liner	2	
132495	Stud	4	VIT.
132565	Tap, Water Drain	48	HER., TR.4, 4A., AJAX.
132586	Lever Assembly	45	VIT.
132649	Inner Axle Shaft	33	
132650	Circlip	33	
132664	Oil Seal	27, 34	
132668	Oil Seal	27	
132754	Bracket Assembly—R.H.	26	
132763	Vertical Link Assembly	35	VIT.
132764	Vertical Link Assembly	35	VIT.
132819	Bracket Assembly—L.H.	26	
132856	Bolt	32	
132872	Bolt	22	VIT.
132958	Hose	44	
133065	Radius Arm	35	
133068	Pivot Bracket	35	
133069	Pivot Bracket	35	
133070	Shim	35	
133103	Grease Plug	39	HER., TR.4, VIT.
133122	Bracket	26	
133123	Bracket	26	
133148	Oil Pump Cover	11	
133271	Front Engine Mounting	2	
133319	Bracket, Clamp	26	
133322	Heater Switch	55, 68, 86	
133331	Bottom Hose	48	
133450	Bracket	43	
133534	Pipe Assembly	44	
133568	Mounting Rubber	32	
133770	Bracket	112	
133771	Arm	111	
133868	Support	26	
133869	Support	26	
133872	Mounting Rubber	40	
133874	Steering Clamp Assembly	40	
133875	Plate	46	
133913	Grommet	45	
133914	Cable	45	
133915	Cable Assembly	45	
133919	Mounting Bracket Assembly, 71		
	Handbrake Relay		
134001	Rod Assembly	45	
134056	Pipe Assembly	44	HER.

NUMERICAL INDEX

Part No.	Description	Page	Also Used on Models
134143	Pawl	45	
134174	Starter Solenoid	54	
134175	Ignition Coil	53	
134176	Ballast Resistor	53	
134191	Lead	53	
134216	Bracket Assembly	111	VIT.
134229	Flexible Mounting	111	VIT.
134242	Fuel Gauge	67	
134243	Temperature Gauge	67	
134253	Handbrake Assembly	45	
134290	Shaft, Reverse Actuator	21	
134295	Link Pivot	26	
134336	Nave Plate Removal Tool	107	
134345	Bracket	49	VIT.
134399	Outrigger	26	
134400	Outrigger	26	
134416	Insulating Washer	49	VIT.
134464	Inlet Valve	5	
134503	Brake Pedal	42	
134504	Clutch Pedal	42	
134529	Stop Light Switch	66	
134532	Bracket	42	
134537	Accelerator Operating Lever Assembly	41	
134540	Bearing	41	
134545	Throttle Rod	41	
134548	Bracket	48	
134549	Bracket	48	
134574	Sealing Washer	51	
134575	Locking Ring	51	
134580	Bracket, Mounting	26	
134654	Rocker Cover Assembly	5	
134654/CP	Rocker Cover Assembly (Chrome Plated)	5, 110	
134681	Water, Elbow, over Thermostat	10, 53	T.2000, AJAX.
134682	Water Elbow	10	
134688	Pinion	39	
134689	Pinion	39	
134696	Hose	48	
134732	Harness	66	
134733/I	Inner Cable	67	
134733/O	Outer Cable	67	
134734	Link	66	
134746	Wheelbox	57	
134747	Bush	57	
134748	Bush	57	
134751	Seal, Rubber	57	
134757	Trip Flex	67	
134801	Air Cleaner	16	
134814	Hand Lever	25	
134854	Clip	49	
134855	Fuel Pipe	16	
134856	Elbow	16	
134857	Bracket	16	
134862	Relay Lever	45	
134890	Earth Lead	69	
134891	Arm, Clamp Assembly	51	

Part No.	Description	Page	Also Used on Models
134911	Silencer	50	
134933	Dipstick	3	
134936	Washer	15	
134942	Nut	51	
134953	Washer, Felt, Accelerator Cross-shaft	41	VIT.
134959	Reaction Plate	22	
136381	Clutch Pedal	42	
136402	Header Tank	48	
136407	Shim	46	
136487	Valve Spring	5	
136556	Clip	49	
136581	Rear Flasher Lamp	64	
136600	Ball Joint Assembly	40	VIT.
136604	Ball Joint Assembly	27	
136670	Wheelbox Assembly	57	
136711	Platform Assembly	111	
136818	Stud	32	
136830	Balance Pipe	11	
136831	Gasket	11	
136835	Spring	15, 41	
136868	Piece, Distance	26	
136869	Bolt	32	
136885	Clamp Assembly	40	VIT., TR.4,4A, T.2000
136890	Bracket	22	
136908	Connection, Three-way	44	BRIG.
136939	Connection	44	
136970	Lighting Switch—R.H.S.	54	
136971	Lighting Switch	54	
136972	Lighting Switch—L.H.S.	54	
136979	Link	41	
136990	Plunger	21	
137015	Bracket	41	
137045	Horn Windtone Assembly	55	
137046	Horn Windtone Assembly	55	
137048	Clip	44	
137191	Washer, Rubber	3, 11	
137192	Spacer	3, 11	
137206	Piston Assembly	5	HER.
137274	Extension	15	
137308	Spring, Ring	113	VIT.
137374	Oil Retaining Cover, Rear	2	VIT., T.2000, HER., V.6.
137386	Temperature Transmitter	67	2 TON.
137465	Lead	55	
137466	Lead	55	
137474	Horn Assembly	55	
137528	Pin	8	HER.
137585	Fuse, Tail Lamp	66	
137586	Lead	66	
137598	Finisher	50	
137622	Bracket	17	
137630	Foot Dipper Switch (U.S.A. only)	66	
137632	Bottle, Radiator Overflow	48	
137691	Cap, Filler, Assembly	48	
137705	Temperature Transmitter	67	T.2000.
137743	Cap, Overflow Bottle	48	

NUMERICAL INDEX

Part No.	Description	Page	Also Used on Models
137747/1	Relay, Horn, "Lucas"	55	
137747/2	Relay, Horn, "Clear Hooter"	55	
137788	Insert, Valve	4	
137842	Bracket Assembly	42	
137876	Hose, Water Pump	12	T.2000.
138016	Breather Pipe Extension	3	
138051	Ring, Sealing	28	
138077	Support Bracket	43	
138092	Bearing	21	HER., VIT.
138099	Hose	3	
138116	Hose	3	
138117	Air Cleaner Assembly	16	
138132	'Y' Piece	3	
138176	Cap	5	
138211	Bearing, Big End	8	
138250	Hose	3	
138251	Rear Damper	35	
138316/1	Cable, Inner—L.H.S.	67	
138316/O	Cable, Outer—L.H.S.	67	
138317/O	Cable, Outer—R.H.S.	67	
138317/1	Cable, Inner—R.H.S.	67	
138321	Harness	111	
138322	Extension	111	
138323	Extension	111	
138380	Plug, Core	3	
138478	Wiper Blade	57	
138479	Wiper Arm—R.H.S.	57	
138480	Wiper Arm—L.H.S.	57	
138526	Place Bolt	6	
138529	Place Bolt	7	
138530	Adaptor, Hose	12	T.2000, TR.4A, AJAX.
138549	Connecting Rod Assembly	7	
138556	Stub Axle	27	
138558	Bolt	28	
138559	Water Shield	28	
138608	Grommet	44	
138667	Pad, Lining	46	
138669	Lead, Extension	69	VIT.
	Temperature Transmitter		
138685	Bush, Spherical	25	
138686	Bush	25	
138767	Shim	46	
138768	Shim	46	
138892	Clip	16	T.2000, V., HER., VIT.
138926	Operating Valve	113	VIT.
139029	Washer	5	HER.
139386	Mounting, Rubber, Rack and Pinion Body	40	
139521	Bracket	26	HER., VIT.
139522	Bracket	26	HER., VIT.
139523	Pipe Assembly	44	HER., VIT.
139563	Sleeve	21	
139572	Bearing	21	
139827	Bracket	49	
140111	Bearing, Main	6	
140472	Bracket	109	
140473	Bracket	109	
140549	Clip, Cancelling	38	

Part No.	Description	Page	Also Used on Models
140600	Hose	109	
140601	Hose	109	
140626	Flasher Indicator Switch	54	
140690	Front Flasher Lamp and Cable Assembly	63	
140755	Steering Column Upper Assembly	38	VIT.
140892	Bearing	29, 109	VIT.
140893	Piece, Distance	29, 109	VIT.
140894	Water Shield	29, 109	VIT.
140895	Water Shield	29, 109	VIT.
140919	Bottom Trunnion Assy., R.H.	29	VIT.
140920	Bottom Trunnion Assy., L.H.	29	VIT.
140970	Thermostat Unit (82°C. Opening)	10	VIT.
140987	Union	109	
141185	Seal, Dirt	34	
141218	Bearing	34	VIT.
141221	Piece, Distance	34	VIT.
141443	Shim	34	VIT.
141444	Shim	34	VIT.
141475	Pipe, Overflow	46	
141606	Bracket	48	
141625	Steering Column Upper Assembly, Locking	38	VIT.
141648	Strip, Sealing, Air Cleaner Cover	16	
141675	Flywheel Assembly	6	
141709	Air Cleaner	16, 17	
141710	Air Cleaner Assembly	16	
141761	Battery	66	
141858	Lighting Switch, Off/Side/Head and Headlamp Flasher—L.H.S.	56	TR.4,4A.
141891	Finisher	48	
141892	Rear Silencer and Tail Pipe Assembly	48	
142087	Angle, Battery Retaining	73	AJAX.
142139	Adaptor, Flexible Joint	38	AJAX.
142140	Flexible Joint Assembly	38	AJAX.
142251/2	Horn—High Note (Upated)	55	
142251/1	Horn—High Note (Upated)	55	
142252/2	Horn—Low Note (Upated)	55	
142252/1	Horn—Low Note (Upated)	55	
142333	Washer	34	
142373	Driven Plate Assembly	18	
142440	Plug, Rear of Camshaft	1	AJAX.
142472	Plate Assembly, Back	16	
142498	Extension, Throttle Lever	15	
142500	Lever Assy., Accelerator	41	
142540	Lead, Extension, Horn	55	
142572	Connecting Rod and Cap	7	HER., AJAX.
142597	Hub Adaptor—R.H.	37	VIT.
142598	Hub Adaptor—L.H.	37	VIT.
142647	Bearing, Camshaft, Front and Rear	7	
142648	Bearing, Camshaft, Intermediate	7	

NUMERICAL INDEX

Part No.	Description	Page	Also Used on Models
142659	Piston Assembly (Graded F.G.H.)	8	HER.
142795	Nut, Lock	39	VIT., TR.4,4A.
143017	Shim	12	
143314	Hose, Manifold	12	TR.4A.
143345	Terminal Blade, Starter Solenoid	112	
143393	Cap, Oil Filler	5	TR.4A.
143407	Valve, Emission Control	12	TR.4A.
143456	Oil Seal	2	AJAX.
143477	Bracket, Support, Emission Control Valve	12	
143521	Bracket, Support, Exhaust Manifold	12	
143552	Valve, Tappet	5	AJAX.
144072	Manifold, Inlet	12	
144297	Body, Water Pump	9	AJAX.
144326	Bracket, Clamp, and Weld Bolt Assembly	26	
144343	Valve, Tappet	5	
144349	Bezel, Choke Control	68	
144504	Nut, securing Adaptors to Hub	37	
144542	Pipe Assembly	51	
144648	Plug, Core, in Rear Face of Head	4	AJAX.
144656	Cable, R.H., Number Plate Lamp to R.H. Tail Lamp	65	
144686	Plug, Core, Rear Face of Head	1, 4	AJAX.
144687	Plug, Front Face	1	AJAX.
144688	Plug, Core	1	AJAX.
144716	Clutch, Slave Cylinder	19	
144781	Washer, Thrust	6	AJAX.
145108	Plug, Nylon, fitted in Rack and Pinion Assembly	39	
145231	Plug, Oil Drain	3	
145327	Washer, Drain Plug	3	
145746	Stay, Support	16	
145747	Stay, Support	16	
145890	Cleat, Cable	66, 68	
146251	Horn, Low Note	55	HER., T.2000.
146257	Super Post Horn	55	HER., T.2000.
146366	Pouch, Tool	52	T.2000.
146431	Thermostat Unit (88°C. Opening)	10	
146821	Cable	68	VIT.
146825	Cable, Outer	68	
146987	Bezel	68	VIT.
147277	Flasher Indicator Switch	56	HER.
147278	Lighting Switch, Side/Head/Dip—R.H.S. only	56	HER.
147279	Lighting Switch, Side/Head/Dip—L.H.S. only	56	HER.
147280	Switch, Overdrive	111	VIT.
147281	Switch, Overdrive	111	VIT.
200535	Starter Motor	54	SC.10, PNT., ACV., HER., VIT.

Part No.	Description	Page	Also Used on Models
201246	Brake Drum	47	
201311	Timing Cover	7	SC.10, PNT., ACV., HER.
201312	Washer	7	SC.10, PNT., ACV., HER., VIT.
201316	Bearing Housing	9	SC.10, PNT., ACV., HER., VIT.
201329	Fan Pulley	9	SC.10, PNT., ACV., HER.
201344	Rear Engine Plate	3	SC.10, PNT., ACV., HER.
201350	Gear Ring	6	SC.10, PNT., ACV., HER., VIT.
201358	Washer	3	SC.10, PNT., ACV., HER.
201403	Fan Belt	10	SC.10, PNT., HER., ACV., VIT.
202465	Pulley	6	SC.10, PNT., ACV., HER.
202931	Camshaft	7	HER., HER.12/50.
204226	Rear Hub, Inner	33	HER.
204679	Mainshaft	23	HER., ACV., SC.8-10-1, PNT., 7 CWT., VIT.
204741	Clip	55	SC.10, HER., TR.4, VIT.
205315/M	Scissor Jack Assembly	52	
205315/MH	Handle	52	
205457	Joint Washer	2	SC.10, ACV., HER., VIT.
205504	Tie Rod Lever	28	
205505	Tie Rod Lever	28	
205677	Tool Kit complete	52	
205678	Fan Assembly	10	HER., SC.10.
205939	Dynamo	54	ACV., V.3, TR.4.
206175	Boss	20	SC.8-10, ACV., HER., PNT.
206262	Front Damper	29	
206685	Lower Wishbone	28	
206686	Lower Wishbone	28	
207093	Anti-Roll Bar	31	
207907	Disengaging Lever Assembly	21	HER.
207930	Gasket	4	
208058	Rack	39	
208142	Gearbox, Mainshaft	23, 111	VIT.
208252	Speedometer, Mile	67	
208324	Constant Pinion Shaft	23	HER.
208493	Petrol Pump	13	HER.
208532	Stop/Tail Lamp	64	
208649	Oil Sump	3	HER.
208685	Horn	55	TR.4.
208686	Horn	55	TR.4.
208713	Dust Shield	46	
208715	Friction Disc	46	VIT.
208716	Mounting Plate	28	
208717	Mounting Plate	28	
208718	Dust Shield	46	
208789	Rear Brake Assembly	46	
208790	Rear Brake Assembly	46	

NUMERICAL INDEX

Part No.	Description	Page	Also Used on Models
208932	Crossmember	26	
208935	Bracket, Support, R.H. Assembly, Damper	26	VIT., HER.
208936	Caliper Assembly	46	
208937	Caliper Assembly	46	
209033	Spring, Road—Front	29	COUR.
209222	Vertical Link—R.H.	27	
209223	Vertical Link—L.H.	27	
209314	Extension	43	VIT.
209330	Bracket	26	VIT.
209331	Bracket	26	VIT.
209333	Mounting Plate	32	VIT.
209343	Pipe Assembly	44	
209398	Outrigger Assembly	26	
209399	Outrigger Assembly	26	
209423	Bearing	84	
209438	Support	26	
209439	Valance	26	
209440	Valance	26	
209465	Bracket	26	
209466	Bracket	26	
209540	Speedometer—Miles	67	
209541	Speedometer—Kilos	67	
209542	Tank Unit	51	
209543	Revolution Counter	67	
209590	Gearbox Extension	21	VIT
209610	Mounting Plate	2	
209636	Accelerator Pedal	41	
209638	Accelerator Pedal	41	
209656	Control Box	66	
209685	Front Road Spring	29	
209688	Steering Column, Lower	38	
209697	Distributor	53	
209744	Instrument Panel—R.H.S.	84	
209745	Instrument Panel	84	
209746	Instrument Panel	84	
209749	Stay Assembly	48	
209750	Stay Assembly	48	
209754	Pipe	44	
209755	Pipe	44	
209766	Damper and Road Spring Assembly	29	
209767	Exhaust Pipe	49	
209769	Exhaust Pipe	49	
209776	Pipe	12, 86	
209778	Pipe	16	
209782	Platform	26	
209835	Mounting Bracket Assy.	42	
209836	Mounting Bracket Assy.	42	
209837	Mounting Assembly	47	
209865	Cradle Assembly	48	
209936	Axle Casing	32	
209946	Inlet Manifold, Rear	11	
209947	Inlet Manifold, Front	11	
210449	Clutch Housing	20	HER.12/50.
210508	Propellor Shaft	37	
210562	Driven Plate Assembly	18	
210566	Spring, Road—Front	29	

Part No.	Description	Page	Also Used on Models
210572	Front Damper and Road Spring Complete Assembly	29	
210601	Rear Crossmember & Axle Mounting Bracket Assy.	26	
210862	Rocker Cover Assembly	5	
210892	Plate, Mounting—R.H.	28	
210893	Plate, Mounting—L.H.	28	
210922	Front Damper and Road Spring Complete Assembly	29	
210923	Damper, Front	29	
210926/M	Scissor Jack Assembly	52	
210926/P	Jack Assembly	52	HER., VIT.
210926/MH	Handle, Jack	52	
210926/PH	Handle	52	VIT., HER.
210926/S	Jack Assembly	52	VIT.
210926/SH	Handle	52	VIT., HER.
210953	Towing Attachment	109	
210985	Propellor Shaft	37, 112	
210988	Caliper Assembly—L.H.	45	
210989	Caliper Assembly—R.H.	45	
211046	Shield, Dust—R.H.	45	
211047	Shield, Dust—L.H.	45	
211048	Tie Rod Lever—R.H.	28	
211049	Tie Rod Lever—L.H.	28	
211399	Pipe Assembly	44	HER., VIT.
211433	Camshaft	7	HER.
211544	Plate	32	HER., VIT.
211635	Rev. Counter, 8,000 R.P.M.	110	
211636	Front Silencer	49	
211684	Fan Assy. (4 Blade), Export	10	
211794	Cooler	109	
211869	Spring, Road—Front	29	
211985	Fan Assy. (2 Blade), Home	10	
212006	Oil Sump Assembly	3	
212147	Front Cover Assembly	16	
212149	Air Cleaner & Silencer Assy.	16	
212164	Camshaft	7	
212268	Cover Assembly	18	
212323	Accelerator Pedal Assy.— R.H.S.	41	
212344	Road Wheel, Wire	37	
212358	Accelerator Pedal Assy.— L.H.S.	41	
212416	Pipe, Branched, Assy., Heater, Water Return	12, 86	
212441	Front Damper and Road Spring Complete Assembly	29	
212463	Hose, Rocker Cover to Air Cleaner	3, 16	
212500	Distributor Assembly	53	
212511	Pipe, Exhaust, Intermediate	49	
212513	Silencer, Rear	50	
212622	Oil Seal Housing	2	
212721	Fan Assembly, 6 Blade (Germany only)	10	
212762	Revolution Counter	67	
212766	Washer, Joint, Front Engine Plate	2	AJAX.

NUMERICAL INDEX

Part No.	Description	Page	Also Used on Models	Part No.	Description	Page	Also Used on Models
212769	Front Engine Mounting Plate Assembly	2		307164	Crankshaft	6	AJAX.
213032	Clutch Disengaging Lever	21		307180	Main Harness—R.H.S.	69	
214231	Fan Assembly, (4 Blade)	10		307181/1	Main Harness—L.H.S. (Lucas)	69	
				307181/2	Main Harness—L.H.S.	69	
300915	Water Pump Body	9	SC.10, PNT., ACV., HER.	307245	Wood Rimmed Steering Wheel	38, 107	VIT.
303709	Gearbox Case	20	SC.8-10, HER., ACV., PNT., VIT.	307265	Manifold, Inlet	12	
303804	Road Wheel	37	HER.	307270	Manifold, Exhaust	12	
304570	Extension, Top Cover	25	VIT., HER.	307401	Road Wheel	37	
304982	Differential Casing	32		307422	Crankshaft	6	AJAX.
305073	Crankshaft	6	HER.	307492	Cylinder Block Assembly	1	
305137	Gearbox Adaptor	111	VIT.	401894	Control	68	TR.4.
305670	Front Suspension Unit—R.H.	27		401895	Control	68	TR.4.
305671	Front Suspension Unit—L.H.	27		401981	Chassis Frame	26	
305746	Bracket	26		402306	Radiator	48	
305747	Bracket	26		402309	Cable	68	
305764	Pipe Assembly	44	VIT.	402312	Cable, Outer	68	
305765	Pipe Assembly	44	VIT.	500047	Circlip	9	
305824	Petrol Pipe	51		500057	Washer, Lock	109	
305894	Rear Road Spring	35		500098	Greaser	40	HER., ACV., V1,11, TR.4,4A, PNT, TR.2,3,3A, STB., BRIG., EN., AJAX.
305894/M	Main Leaf	35					
305897	Radiator Block	48		500172	Washer	84	
305911	Pipe Assembly	44		500186	Snap Ring	45	
305915	Main Harness	69		500292	Diaphragm Assembly	13	SC.10, PNT., ACV., HER.
305931	Rack and Pinion	39		500293	Diaphragm Link	13	SC.10, PNT., ACV., HER.
305932	Rack and Pinion	39		500381	Washer	48	
305933	Petrol Tank	51		500412	Mills Pin	114	EN., STB., V.3, VIT.
305936	Pipe	44		500464	Copper Washer	20	SC.8-10, STB., V.1,2,3, TR.2,3,4, EN., HER., ACV., PNT., VIT.
305937	Pipe	44					
305946	Pipe Assembly, Pump to Front Carburettor	13, 16		500469	Washer	2, 3, 4	SC.8-10, PNT., ACV., HER., VIT.
305953	Petrol Pipe	51		500492	Glass	65	VIT.
305996	Main Harness	69		500568	Washer	108	
306142	Skid Plate Assembly	26		500591	Plunger	113	
306212	Exhaust Manifold	11		500594	'O' Ring	113	
306525	Front Suspension Unit—R.H.	27		500613	Washer	114	
306526	Front Suspension Unit—L.H.	27		500633	Spring	113	
306553	Overdrive Unit	111, 113	VIT.	500642	Washer	114	
306603	Vertical Link—R.H.	27		500872	Circlip	23	SC.8-10, PNT., ACV., HER., VIT.
306604	Vertical Link—L.H.	27		500892	Pinion and Sleeve	54	SC.10, PNT., ACV., HER., VIT.
306607	Front Suspension Unit—R.H.	27		500921	Circlip	9	SC.10, PNT., ACV., HER., VIT.
306608	Front Suspension Unit—L.H.	27	HER.	500926	Bush	54	SC.10, PNT., ACV., HER., VIT.
306677	Rear Transverse Road Spring Assembly	35		500927	Bush	54	VIT.
306677/M	Leaf, Main	35		500934	Adaptor	58	VIG., ACV., SC.8-10, STB., V.1,2,3, EN., PNT., HER., TR.4.
306689	Battery	66					
307027/M	Leaf, Main	35		500974	Pin	8	VIT.
307027	Rear Transverse Road Spring Assembly	35		500975	Pin	5	SC.10, PNT., ACV., HER., VIT.
307134	Wheel Finisher	107	VIT., T.2000.				

NUMERICAL INDEX

Part No.	Description	Page	Also Used on Models
500995	Washer, Shakeproof	5	SC.10, PNT., ACV., HER., VIT.
500998	Light Unit	58	SC.8-10, VIG., V.1,2,3, TR.2,4, EN., PNT., STB., HER.
501066	Water Pump	9	SC.10, PNT., ACV., HER.
501128	Spring	13	SC.10, PNT., ACV., HER.
501258	Washer	4	SC.10, PNT., ACV., HER., TR.4, VIT.
501362	Window	65	SC.10.
501473	Adaptor	58	VIG., ACV., SC.8-10, STB., V.2,3, TR.2,3,4, EN., PNT.
501475	Bulb	59	VIG., ACV., SC.10, STB., V.3, TR.2,4, EN., PNT., HER.
501478	Cable and Adaptor	58, 59, 60, 61, 62	ACV., STB., SC.8-10, V.3, TR.2,4, EN., PNT., HER., VIG.
501606	Pin	115	VIT.
501704	Cap	54	SC.10, PNT., ACV., HER., VIT.
501705	Brush Set	54	SC.10, PNT., ACV., HER., VIT.
501706	Bracket Assembly	54	SC.10, PNT., ACV., HER., VIT.
501707/LV	Clutch and Brake Fluid	44, 52	
501708	Spring Set	54	SC.10, ACV., HER., VIT.
501709	Nut	54	SC.10, ACV., PNT., HER., VIT.
501710	Spring	54	SC.10, ACV., PNT., HER., VIT.
501711	Spring	54	SC.10, ACV., PNT., HER., VIT.
501712	Bracket Assembly	54	SC.10, ACV., PNT., HER., VIT.
501714	Armature Assembly	54	SC.10, ACV., PNT., HER., VIT.
501715	Coil, Field Set	54	SC.10, ACV., PNT., HER., VIT.
501795	Washer	89	PNT., V.3, TR.4.
501931	Service Kit	19, 52	SC.10, ACV., PNT., HER.
502105	Nipple	66	EN., VIG., V.3, ENDL.
502136	Washer	38	
502146	Washer	112	
502148	Locking Wire	38	
502210	Bolt	54	SC.10, ACV., HER., VIT.
502211	Gasket	58, 59, 60	SC.10, ACV., TR.2,3, PNT.
502212	Light Unit	59	VIG., ACV., SC.10, STB., V.3, TR.2,4, EN., PNT., HER.
502245	Spring	13	

Part No.	Description	Page	Also Used on Models
502248	Sealing Washer	13	SC.10, PNT., ACV., HER.
502249	Washer	13	SC.10, PNT., ACV., HER.
502264	Cover	65	
502287	Bulb	64	TR.4, VIT.
502291	Plate	58, 59, 60	TR.2,3,4, STB., V.3, VIG., EN., HER.
502379	Bulb	63, 64	TR.4, VIT., 7 CWT.
502452	Washer, Plain	84, 89	
502459	Wing Mirror	107	SC.10-1, V., 10 H.P., STB., PNT., EN., TR.2,3, HER., VIT., 7 CWT., ENDL., T.2000.
502559	Cage	114	
502560	Breather	115	VIT., V.1,11, TR.4,4A, PNT., TR.2,3,3A, EN., STB.
502576	Washer, Plain	109	
502650	Nipple, Spoke	37	TR.2,3,4,4A.
503213	Sleeve	66	ENDL., BRIG., 2 TON.
503438	Washer, Lock	82, 109	TR.4, ENDL.
503450	Spring, Trimmer	58, 59	
503537	Rim	58, 59, 60	STB., V.3, EN., HER., TR.2,3,4, VIG.
503540	Spring	58, 60	STB., V.3, EN., HER., TR.2,3,4, VIG.
503603	Set, Sundry Parts	57	
503627	Nut	89	COUR., STB., V.3, EN., VIG., HER., ENDL., VIT., T.2000, 2 TON.
503796	Washer	15	
503959	Screw	14	
503969	Carburettor Screw	14	
503999	Clamp, Screw	68	HER., STB.
504003	Pin, Pivot	68	STB., HER.
504029	Light Unit	59	
504081	Bulb	58	
504617/O	Cable, Outer	112	TR.3,4.
504617/I	Cable, Inner	112	TR.3,4.
504621/O	Cable, Outer	112	SC.10-1, PNT., VIT., 7 CWT., VAN.
504621/I	Cable, Inner	112	7 CWT., VAN, VIT., PNT., SC.10-1.
504863	Spindle and Rotor Assy.	11	
504877	Spring	46	
504878	Washer	46	
505237	Gasket	13	SC.8-10, PNT., ACV., HER.
505239	Valve	13	
505240	Retainer	13	
505241	Gasket	13	
505260	Lock Washer	89	ACV., V.EST., EN., V.3, VIT., COUR., HER., ENDL. T.2000
505307	Washer, Lock	84, 86, 87	
505543	Filter Cover Head	13	HER.

NUMERICAL INDEX

Part No.	Description	Page	Also Used on Models
505552	Nut	82	
505627	Washer, Medium	82	
505733	Road Wheel	37	
505771	Nut	84, 86	
505825	Wing Mirror Bezel	107	SC.10-1, STB., V.EST., PNT., EN., HER., CON., 7 CWT., VIT.
505883	Body	63, 64	TR.3,4, EN., PNT.
505884	Rim	63	TR.4, SC.8-10, EN., PNT., VIG.
505886	Glass	63	PNT., EN., SC.10-1, TR.3,4, VIG., BRIG., 7 CWT., ENDL., 2 TON.
505887	Lens	63	TR.4.
506044	Sunwheel Assembly	114	SC., VIT.
506063	Roller	116	SC., VIT.,
506064	Lever Assembly	113	SC., VIT.
506066	Bearing	115	SC., VIT.
506067	Speedometer Driving Gear Assembly	115	SC., VIT.
506070	Spring	113	SC., T.2000, VIT.
506071	Screw	115	SC., T.2000, VIT.
506076	Screw	113	SC., VIT.
506081	Bearing Housing Clutch Sliding Member	114	SC., VIT.,
506082	Stud	113	SC., VIT.
506083	Stud	113	SC., VIT.
506084	Piece	114	SC., VIT.
506091	Ring	114	SC., VIT.
506097	Plate	113	SC., VIT.
506098	Washer	113	SC., VIT.
506099	Speedometer Driving Gear	115	SC., VIT.
506101	Joint	113	VIT.
506103	Stud	113	SC., VIT.
506104	Plate	114	SC., VIT.
506105	Stud	113	SC., VIT.
506107	Plate	113	SC., VIT.
506108	Washer	115	SC., VIT.
506109	Plate	114	SC., VIT.
506111	Bearing	114	SC., VIT.
506112	Bearing	114	SC., VIT.
506113	Bearing	114	SC., VIT.
506114	Plug	113	SC., VIT.
506115	'O' Ring	115	SC., VIT.
506117	Plug	113	SC., T.2000, VIT.
506118	Washer	113	SC., VIT.
506119	Gear	115	SC., VIT.
506129	'O' Ring	113	SC., VIT.
506130	'O' Ring	114	SC., VIT.
506371	Headlamp	58	TR.2,3,4.
506372	Headlamp	58	TR.2,3,4.
506373	Headlamp	58	TR.2,3,4.
506375	Headlamp	59	TR.2,3,4.
506376	Headlamp	59	TR.2,3,4.
506377	Headlamp	59	TR.2,3,4.
506542	Circlip	42	HER., VIT.
506628	Fluid, Brake	44	

Part No.	Description	Page	Also Used on Models
506818	Top Cover Assembly	21	PNT., HER., VIT.
507086	Screw	58, 59, 60, 61, 62	EN., HER., TR.2,3,4, BRIG., 2 TON.
507087	Screw	58, 59, 60, 61	EN., HER., TR.2,3,4.
507088	Light Unit	58	
507153	Rocker Arm	13	
507158	Pin	13	HER.
507159	Retainer	13	
507223/O	Cable, Outer	67	HER., TR.4.
507223/I	Cable, Inner	67	HER., TR.4.
507298	Lead	63	VIG., TR.4.
507299	Lead	63	VIG., TR.4.
507300	Lead	63	VIG.
507865	Wheel Cylinder Kit	47, 52	ACV.
508007	Circlip	14	HER.
508016	Damper Assembly	14	HER.
508017	Screw	14	HER.
508051	Screw	84	
508137	Shade	67	HER., ACV., VIT.
508138	Window	67	HER., ACV., VIT.
508139	Bulb Holder	67	HER., ACV., VIT.
508162	Body, Rubber	63	VIG., ACV., 7 CWT., BRIG.
508163	Rim	63, 64	ACV.
508164	Lens	64	VIG., ACV., 7 CWT., BRIG.
508165	Bulbholder and Plate	63, 64	VIG., ACV., TR.4.
508169	Brush Gear	57	TR.4, VIT.
508170	Brush Set	57	TR.4, VIT.
508182	Crosshead and Rack	57	HER., TR.4.
508186	Pin (Mills)	63	EN., V.3, ENDL.
508327	Facing Package	18	SC.8, HER.
508349	Bulb	58	EN., V.3.
508445	Service Kit	43, 52	
508574	Headlamp	58	SC.8-10, PNT., TR.4.
508725	Clip	69	HER., VIT.
508804	Blade, Lucar	69	ATLAS, T.2000.
508822	Glass	64	
508875	Washer, Plain	55, 78, 111	
508955	Repair Kit	9, 52	
508978	Circlip	8	V.6, VIT.
509102	Needle and Seat Assembly	15	
509108	Washer	15	
509141	Screw	99	
509161	Screw, Self-tapping	83	HER.
509224	Screw	92	
509260	Bush	29	
509279	Screw, Self-tapping	99	TR.4, VIT., ENDL., HER.
509302	Brush Set	54	EN., V.3, TR.4.
509303	Bracket Assembly	54	EN., V.3, TR.4.
509304	Bush	54	EN., V.3, TR.4.
509305	Oiler Assembly	54	EN., V.3, TR.4.
509306	Spring Set	54	EN., V.3, TR.4.
509307	Bearing	54	EN., V.3, TR.4.
509308	Bracket Assembly	54	EN., V.3, TR.4.
509309	Nut	54	EN., V.3, TR.4.
509311	Armature Assembly	54	EN., V.3, TR.4.

NUMERICAL INDEX

Part No.	Description	Page	Also Used on Models
509316	Bolt	52, 54	V.3, TR.4.
509317	Set, Sundry Parts	54	EN., V.3, TR.4.
509356	Screw	83	HER., VIT.
509361	Spanner	50	
509374	Field Coil Set	54	TR.3,4.
509481	Housing, Bearing, Assy. (Reconditioned Unit)	9	
509488	Water Pump Assembly complete	9	
509506	Screw	80	V.6.
509537	Circlip	39	
509539	Screwed Plug	33	VIT.
509651	Sleeve	23	
509652	Gear	23	
509736	Dome Nut	65	
509761	Washer, Plain	89	HER., HER. EST.
509792	Reversing Light Kit	107	VIT.
509815	Hypoid Housing	32	
509817	Bracket Assembly	54	V.6, VIT.
509818	Bush	54	V.6, VIT.
509819	Spring Set	54	HER., VIT.
509820	Sleeve	54	V.6, VIT.
509990	Headlamp	60	TR.4.
510005	Crown Wheel and Pinion	32	
510065	Washer	82	
510125	Screw	82	
510161	Carburettor Assembly	14	
510162	Carburettor Assembly	14	
510212	Headlamp Assembly	60	TR.3,4.
510213	Headlamp Assembly	60	TR.3,4.
510218	Bulb, 12 Volt	59, 60, 61, 62	TR.3, BRIG., VIT., 2 TON.
510219	Bulb (Yellow)	60, 62	TR.3,4.
510234/I	Inner Cable	67	TR.4.
510234/O	Outer Cable	67	TR.4.
510248	Piston, in Body	19	ACV.
510249	Circlip, retaining Piston in Body	19	AJAX.
510273	Screw	84	HER.
510293	Set Screw	76	HER.
510369	Nut	67	V.6, TR.4.
510396	Nut	68	
510397	Washer, Shakeproof	109	
510408	Cotter Pin	32	
510446	Clutch Cover	18	HER.
510451	Sealing Ring	11	
510478	Lead and Cap Assembly	59	
510503	Screw, Set	55, 89, 111	
510510	Wiper Switch	68	
510524	Washer, Plain	109	
510527	Seal, on Piston	19	VIT., BRIG.
510561	Nut	33	
510596	Fibre Washer	25	VIT.
510610	Cylinder Block Assembly	1	HER.
510618	Nut	34	
510626	Pressure Plate Assembly	18	HER.
510627	Clutch Cover	18	HER.

Part No.	Description	Page	Also Used on Models
510628	Clutch Release Lever	18	HER.
510629	Clutch Bearing Plate	18	HER.
510630	Plate	18	HER.
510631	Retaining Spring	18	HER.
510650	Body and Primer Assembly	13	HER.
510651	Handle Set	13	HER.
510708	Block, Terminal	68	
510741	Plug	18	HER., 7. CWT. VAN
510857	Screw, Self-tapping	82	
510869	Screw	82	TR.4.
510892	Light Unit	60	TR.4.
510893	Spring, Retaining Bulb	60, 61, 62	TR.4, BRIG., 2 TON.
510896	Light Unit	60	BRIG., TR.4.
510907	Interior Bulbholder	63, 64	TR.4, COUR.
510930	Oil Pump Complete (Reconditioned Unit)	11	
510940	Dust Cover	43	
510985	Wiper Motor	57	
511001	Bolt	57	TR.4, VIT.
511002	Cover and Bearing	57	VIT.
511003	Armature	57	TR.4, VIT.
511004	Field Coil	57	VIT.
511005	Stud	57	TR.4, VIT.
511006	Switch	57	VIT.
511007	Shaft and Gear Assembly	57	TR.4.
511031	Pin, Retaining, Brake Pad	46	
511032	Clip, Retaining Pin	46	
511033	Pad, Lining	46	
511034	Service Kit	46, 52	VIT.
511035	Sealing Ring	46	
511044	Washer	109	TR.4.
511096	Rod	57	TR.4, VIT.
511194	Washer	89	TR.4.
511195	Washer	89	
511242	Book, Instruction	52	
511290	Pinion and Barrel	54	T.2000.
511345	Clip	111	VIT.
511392	Plate	58	
511393	Rim	58	
511394	Screw	58	
511475	Spacer	91	
511479	Screw	84	
511481	Lead	69	
511482	Lead	69	
511483	Lead	69	
511484	Lead	69	
511485	Lead	69	
511487	Washer	80	
511495	Spring, Thrust	18	HER.
511541	Sleeve	66	
511547	Lead Kit	17	
511548	Coupling	53	
511549	Pin	53	
511551	Sleeve	66	
511568	Rivet	78	
511576	Engine Unit, High Comp.	1	
511576/R	Engine Unit, High Comp. (Reconditioned Unit)	1	

NUMERICAL INDEX

Part No.	Description	Page	Also Used on Models
511577	Engine Unit, Low Comp.	1	
511577/R	Engine Unit, Low Comp. (Reconditioned Unit)	1	
511578	Combustion Head Assy.	4	
511579	Combustion Head Assy.	4	
511580	Combustion Head Assy.	4	
511581	Combustion Head Assy.	4	
511585	Cover	66	
511586	Resistance	66	
511587	Resistance	66	
511600	Adaptor, Headlamp	60, 61, 62	VIT., 2 TON.
511664	Screw	84	
511691	Extension and Lever Assy.	25	
511694	Washer, Chrome	79	
511696	Screw	84	T.2000.
511705	Spindle	14	
511706	Disc	14	
511707	Return Lever	14	
511708	Return Lever	14	
511709	Lever	14	
511710	Nut	14	
511711	Tab Washer	14	
511712	Screw, Jet	14	AJAX.
511713	Pin	14	
511714	Lever Assembly	14	
511715	Lever Assembly	14	
511716	Spring	14	
511717	Spring	14	
511718	Cam Lever	14	
511719	Cam Lever	14	
511720	Spring	14	
511721	Spring	14	
511722	Distance Washer	14	
511723	Pivot Bolt	14	
511724	Tube	14	
511725	Spring Washer	14	
511726	Stop Screw	14	
511727	Jet Bearing	14	
511728	Adjusting Screw	14	
511729	Washer	14	
511730	Locking Spring	14	
511731	Flexible Pipe	14	
511732	Flexible Pipe	14	
511733	Suction Chamber and Piston Assembly	14	
511735	Float Chamber Lid Assy.	15	
511736	Float Chamber Lid Assy.	15	
511737	Float Chamber	15	
511738	Gasket	15	
511739	Grommet	15	
511740	Grommet	15	
511741	Bolt	15	
511742	Float Lever Assembly	15	
511743	Mounting Rubber	15	
511744	Steel Washer	15	
511745	Washer	15	
511746	Throttle Lever Linkage	15	

Part No.	Description	Page	Also Used on Models
511747	Linkage Connecting Rod	15	
511748	Lever Stop	15	
511749	Lost Motion Lever Assy.	15	
511750	Lost Motion Lever Assy.	15	
511765	Screw, Set	87	
511771	Rubber Washer	14	
511772	Brass Washer	14	
511773	Nut	14	
511786	Screw	92	VIT.
511790	Rear Axle Centre Assembly	32	
511794	Gasket Set	1, 52	
511795	Gasket Set	1, 52	
511800	Lens	64	
511801	Screw	64	
511802	Gasket	64	
511803	Gasket	64	
511836	Distributor Cap	53	
511837	Rotor	53	
511838	Contact Set	53	
511839	Stud	53	
511840	Lockwasher	53	
511841	Nut	53	
511842	Screw	53	
511843	Condenser	53	
511844	Screw	53	
511845	L.T. Lead	53	
511846	Earth Lead	53	
511847	Plate	51	
511848	Screw	51	
511849	Retainer	51	
511850	Spring Set	51	
511851	Wick	51	
511852	Cam	51	
511853	Advance Set	51	
511854	Main Shaft	51	
511855	Control	51	
511856	Washer	51	
511857	Clip	51	
511858	Clamp	51	
511859	Gear	51	
511860	Washer	51	
511861	Plug	51	
511863	Ring	51	
511864	Washer	51	
511902	Needle, Jet	14	
511930	Screw	84	
512067	Piston	46	HER.
512106	Washer	84	
512114	Solenoid	114	VIT.
512135	Set screw	109	
512222	Gasket Body	61, 62	2 TON.
512223	Headlamp Assembly	61	2 TON.
512224	Headlamp Assembly	61, 62	2 TON.
512226	Headlamp Assembly	62	2 TON.
512228	Headlamp Assembly	62	2 TON.
512231	Light Unit	61	2 TON.
512237	Light Unit	60	2 TON.
512241	Light Unit	61, 62	2 TON.

NUMERICAL INDEX

Part No.	Description	Page	Also Used on Models
512242	Light Unit	62	2 TON.
512244	Headlamp Assembly	62	
512366	Continental Touring Kit	107	
512419	Gaiter Assembly	27	
512420	Gaiter Assembly	40	
512465	Headlamp Assembly	59	
512488	Top Cover Extension and Hand Lever Assembly	25	
512539	Pad, Lining	46, 110	
512543	Ring, Sealing	46	
512544	Cap, Dust	46	VIT.
512632	Needle and Seat Assembly	15	
512633	Float and Needle Assembly	15	
512765	Gearbox Assembly	20, 112	
512767	Overdrive Kit, R.H.S. only	111	
512768	Overdrive	111	
512781	Wire	39	
512915	Book, Instruction	52	
512955	Rubber Wiper Blade	57	HER.
512987	Plate	61, 62	2 TON.
513063	Screw, Bleed	19	AJAX.
513192	Body Assembly	113	VIT.
513193	Relief Valve Kit	113	VIT.
513194	Planet Carrier Assembly	114	VIT.
513195	Annulus Assembly	114	VIT.
513196	Oil Pump Plunger Assembly	113	VIT.
513197	Front Casing Assembly	108	VIT.
513198	Rear Casing Assembly	115	VIT.
513199	Spring	114	VIT.
513200	Clutch Sliding Member Assembly	114	VIT.
513201	Washer	114	T.2000, VIT.
513202	Oil Filter	113	VIT.
513203	Bolt	114	VIT.
513204	Washer	114	VIT.
513205	Magnet Set	113	T.2000, VIT.
513206	Plug	113	VIT.
513207	Spring	113	VIT.
513208	Spring	114	T.2000, VIT.
513209	Freewheel Inner Member	114	VIT.
513210	Spring	114	VIT.
513211	Tube	115	VIT.
513212	Coupling	115	VIT.
513214/1	Adjustment Washer	114	VIT.
513214/2	Adjustment Washer	114	VIT.
513214/3	Adjustment Washer	114	VIT.
513214/4	Adjustment Washer	114	VIT.
513215	Plate	114	VIT.
513216	Cam	113	VIT.
513218	Valve	113	
513219	Spring	114	VIT.
513220	Piston	109	VIT.
513222	Body	113	VIT.
513223	Spring	114	VIT.
513224	Bearing	114	VIT.
513225	Setscrew	114	T.2000, VIT.
513226	Setscrew	114	VIT., T.2000.
513227	Nut	114	VIT.

Part No.	Description	Page	Also Used on Models
513228	Ring	114	VIT.
513229	Bearing	114	VIT.
513231	Oil Seal	115	VIT.
513265	Rim	61, 62	2 TON.
513266	Spring	61, 62	2 TON.
513267	Screw, Trimmer	61, 62	2 TON.
513414	Rear Axle Centre Assy.	32	
513416	Gearbox Assembly	20	HER.
513417	Gearbox Assembly	20	
513662	Cover Assembly	18	
513730	Grommet, Cable Entry	63	
513800	Unit, Package	33, 37	T.2000.
513854	Special Oil, Rear Axle	52	T.2000.
513961	Motor and Gearbox	57	
513962	Shaft and Gear Assembly	57	
513971	Ring	109	
514023	Sleeve, Screwed	54	T.2000.
514024	Cup, Shaft	54	T.2000.
514025	Bushing and Bearing	54	T.2000.
514026	Armature Assembly	54	T.2000.
514027	Gearbox Assembly	20, 112	
514062	Lens	64	
514063	Screw, Lens Fixing	64	
514064	Washer, Retaining Screw	64	
514065	Gasket, Lens Seating	63, 64	
514066	Interior Bulbholder	64	
514067	Grommet, Cable Entry	64	
514082	Engine Oil Cooler Kit	109	
514088	Motor	86	
514124	Battery (Dry)	66	AJAX.
514191	Bottom Trunnion Conversion Kit	109	VIT.
514200	Adjuster Screw	114	VIT.
514202	Barrel	80	
514203	Safety Catch	77	
514204	Safety Catch	79	
514205	Nut	79	
514206	Spring	79	
514300	Cover Assembly	18	
514301	Washer	18	
514370	Rear Bearing and Sealing Kit	34, 109	VIT.
514421	Lens	63	
514422	Screw, securing Lens to Plinth	63	
514433	Combustion Head Assembly	4	
514434	Combustion Head Assembly	4	
514435	Combustion Head Assembly	4	
514436	Combustion Head Assembly	4	
514517	Wire Wheel Kit	37	VIT.
514518	Wire Wheel Kit	37	VIT.
514555	Engine Unit, High Comp., 9.5 : 1 Ratio	1	
514555/R	Engine Unit, High Comp., 9.5 : 1 Ratio (Reconditioned Unit)	1	
514556	Engine Unit, Low Comp., 7.5 : 1 Ratio	1	

NUMERICAL INDEX

Part No.	Description	Page	Also Used on Models
514556/R	Engine Unit, Low Comp., 7.5 : 1 Ratio (Reconditioned Unit)	1	
514578	Light Unit	61	
514579	Headlamp Assembly, less Light Unit	61	
514580	Fluid, Brake	44	
514589	Mainshaft and Cam Assy.	53	
514590	Control Vacuum Assembly	53	
514600	Power Stop Vacuum Servo Kit	110	TR.4A.
514639	Special Grease	52	VIT., T.2000.
514648	Heater Kit	86	
514697	Spring, Diaphragm	18	
514698	Rivet	18	
514699	Rivet	18	
514700	Rivet	18	
514701	Rivet	18	
514702	Rivet	18	
514703	Rivet	18	
514704	Rivet	18	
514705	Rivet	18	
514706	Weight	18	
514707	Weight	18	
514708	Weight	18	
514709	Weight	18	
514710	Weight	18	
514711	Weight	18	
514712	Weight	18	
514713	Weight	18	
514714	Plate, Pressure	18	
514715	Clip	18	
514716	Ring	18	
514717	Cover and Straps	18	
514718	Facing Package	18	
514912	Water Pump Assembly	9	AJAX.
514930	Spoke, Short, Wire Wheel	37	
514931	Spoke, Long, Wire Wheel	37	
515189	Battery (Dry)	66	
515277	Facing Package	18	HER.
515290	Rack and Pinion Assembly —L.H.S.	39	HER.
515291	Rack and Pinion Assembly —R.H.S.	39	HER.
515297	Service Kit Slave Cylinder	19	
515298	Cover, Dust, over End of Body	19	
515299	Retainer, Dust Cover	19	
515356	Circlip	114	
515448	Fuel Pipe Link Filter	107	HER., VIT., T.2000, AJAX.
515606	Gearbox Assembly	20	HER.
515653	Light Unit	63	HER., AJAX.
515659	Headlamp Assembly	63	
515733	Mainshaft and Cam Assembly	53	
515789	Nut, Lock	68	
516089	Damper Assembly	14	AJAX.

Part No.	Description	Page	Also Used on Models
516165	Gearbox Assembly	20	
516166	Gearbox Assembly, Reconditioned Unit	20	
516167	Gearbox Assembly, Reconditioned Unit	20	
550090	Bolt	91	
550924	Waved Washer	80	TR.4, VIT.
552075	Hinge Pin	89	TR.4.
552218	P.V.C. Moulding	91	TR.2,3,4.
552352	Button	95, 96	
553121	Clip, Seal to Hinge Pillar	81	STB., V.3, EN., VIG., V.6, ENDL.
553252	Button	95, 96, 97	HER., VIT.
554021	Stud	95, 96	V.EST., EN., VIG., V.3, ENDL., T.2000.
554217	Ignition Locking Barrel	67	SC.8-10, STB., V.3, EN., HER., PNT., TR.4, VIT.
554264	Touch-in Paint (Signal Red)	108	
554407	Rivet	74, 92, 99	
554517	Socket	95, 96, 97	COUR., PNT., EN., STB., V.EST., HER., VIT.
556141	Rivet	73	ACV., HER., VIT.
557046	Locking Barrel with Key	89	ACV., TR.4, VIT.
557922	Rivet, Imex	95, 96	COUR., HER., VIT., TR.4, T.2000.
559980	Screw, Cable Clamp	86	SC.8-10, ENDL., PNT., 7 CWT. VAN.
560632	Wing Mirror (Magnatex)	107	TR.3.
561210	Rivet, Imex	92, 93, 95, 96, 110	TR.4, VIT., HER.
561335	Zip Fastener, Tonneau Cover	95	CON.
561785	Ring, Hog	104, 105, 106	ENDL.
562116	Bonnet Lock Kit	106	HER., VIT.
562403	Rivet	48	
563032	Back, 9 mm.	83, 93	TR.4.
563769	Rivet	95, 96	
564828	Eyelet	93	
564829	Stud	93	
565313	Eyelet	93	TR.4.
565746	Durable Dot	92	TR.4.
565747	Button	93, 94, 99	TR.4.
565749	Eyelet	93	TR.4.
565750	Stud	93	
565756	Cap Rivet	83, 93	TR.4.
565760	Eyelet	99	TR.4.
566298	Anti-Mist Panel	110	TR.4, 4A, T.2000, HER.
567433	Sun Visor Kit	82, 109	
567514	Touch-in Paint (Spa White)	108	
567642	Socket	93, 94, 99	
568265	Squab Cover Assembly	100, 101	
568266	Squab Cover Assembly	100, 101	
568267	Squab Cover Assembly	100, 101	
568271	Squab Cover Assembly	100, 161	
568272	Squab Cover Assembly	100, 161	
568273	Squab Cover Assembly	100, 161	
568277	Squab Cover Assembly	100, 161	

NUMERICAL INDEX

Part No.	Description	Page	Also Used on Models
568278	Squab Cover Assembly 100, 161		
568279	Squab Cover Assembly 100, 161		
568283	Squab Cover Assembly 100, 161		
568284	Squab Cover Assembly 100, 161		
568285	Squab Cover Assembly 100, 161		
568308	Cushion Trimmed Assembly 104		
568309	Cushion Trimmed Assembly 104		
568310	Cushion Trimmed Assembly 104		
568314	Cushion Trimmed Assembly 104		
568315	Cushion Trimmed Assembly 104		
568316	Cushion Trimmed Assembly 104		
568320	Cushion Cover Assembly 104		
568321	Cushion Cover Assembly 104		
568322	Cushion Cover Assembly 104		
568326	Cushion Cover Assembly 104		
568327	Cushion Cover Assembly 104		
568328	Cushion Cover Assembly 104		
568349	Wheelarch Cover 98		
568350	Wheelarch Cover 98		
568351	Mat 95		
568352	Mat 95		
568356	Mat 95		
568357	Mat 95		
568361	Mat 96		
568362	Mat 96		
568366	Mat 96		
568367	Mat 96		
568371	Dash Side Mat 96		
568372	Mat 96		
568376	Gearbox Mat 97		
568377	Mat 97		
568386	Gearbox Mat 97		
568387	Mat 97		
568396	Rear Floor Mat 97		
568397	Mat 97		
568429	Hood Backlight 93		
568430	Hood Quarter Light 93		
568444	Protection Panel 97		
568445	'B' Post Trim 98		
568446	'B' Post Trim 98		
568476	Spare Wheel Cover 90		
568496	Safety Harness Kit, 3-point 107	TR.4.	
	Fixing (Eye Bolt Type)		
568497	'A' Post Upper Finisher 98		
	Trim—R.H.		
568498	'A' Post Upper Finisher 98		
	Trim, L.H.		
568511	Safety Harness Kit, 2-point 107	T.R.4.	
	Fixing (Eye Bolt Type)		
568524	Wheelarch Cover 98		
568525	Wheelarch Cover 98		
568526	Wheelarch Cover 98		
568527	Wheelarch Cover 98		
568528	Finisher 98		
568529	Finisher 98		
568530	Finisher 98		
568531	Finisher 98		

Part No.	Description	Page	Also Used on Models
568532	Protection Panel 97		
568533	Protection Panel 97		
568637	Grommet 99		
568543	Dzus Fastener 99		
568615	Mat 95		
568616	Mat 95		
568620	Mat 95		
568621	Mat 95		
568650	Body complete, Painted— 70		
	R.H.S.		
568808	Pad 99		
568850	Button 95		
569029	Tonneau Cover Kit (White) 93		
	—R.H.S.		
569030	Tonneau Cover Kit (Black) 93		
	—R.H.S.		
569031	Tonneau Cover Kit (White) 93		
	—L.H.S.		
569032	Tonneau Cover Kit (Black) 93		
	—L.H.S.		
569033	Luggage Grid 107		
569034	Carpet, Dash Side (Black) 94	VIT.	
569116	Cigarette Lighter 107		
569118	Carpet 95		
569121	Carpet, Front Floor (Black) 96		
	—L.H.		
569123	Carpet 95		
569126	Carpet, Front Floor (Black) 96		
	—L.H.		
569128	Carpet 95		
569131	Carpet, Front Floor (Black) 96		
	—R.H.		
569133	Carpet 95		
569136	Carpet, Front Floor (Black) 96		
	—R.H.		
569138	Carpet 96		
569143	Carpet 96		
569146	Carpet, Dash Side (Black) 96		
	—L.H.		
569148	Carpet 96		
569151	Carpet, Dash Side (Black) 96		
	—R.H.		
569153	Carpet 97		
569156	Carpet, Gearbox Cover 97		
	(Black)		
569158	Carpet 95		
569161	Carpet, Gearbox Cover 97		
	(Black)		
569163	Carpet 97		
569166	Carpet, Sill (Black)—L.H. 97		
569168	Carpet 97		
569171	Carpet, Sill (Black)—R.H. 97		
569173	Carpet 97		
569176	Carpet, Rear Floor (Black) 97		
569178	Carpet 97		
569181	Carpet, Heelboard (Black) 97		
569243	Body Shell 70		
569244	Body Shell 70		

NUMERICAL INDEX

Part No.	Description	Page	Also Used on Models
569254	Button	95, 96	T.2000.
569286	Touch-in Paint (Conifer Green)	108	T.2000, TR.4A, AJAX.
569299	Heater Kit	86	
569527	Touch-in Paint (Wedgwood Blue)	108	T.2000, TR.4A, AJAX.
569551	Touch-in Paint (Jonquill)	108	T.2000.
569557	Touch-in Paint (Cherry Red)	108	T.2000, AJAX.
569563	Engine Bay Valance Kit	108	
569760	Hard Top to Soft Top Conversion Kit (Black)	110	
569761	Hard Top to Soft Top Conversion Kit (White)	110	
569900	Panel	71	
569905	Hard Top Kit	108	
569907	Spot Lamp Kit	108	
569908	Fog Lamp Kit	108	
570023	Hard Top Assembly	108	
570147	Front Floor Mat	96	
570152	Front Floor Mat	96	
570157	Front Floor Mat	96	
570162	Front Floor Mat	96	
570262	Cover	104	
570263	Cover	104	
570264	Cover	104	
570268	Cover	104	
570269	Cover	104	
570270	Cover	104	
570409	Wing Mirror, Wingard Flyback	107	T.2000.
570938	Carpet, Gearbox Cover (Black)	97	
571086	Petrol Filler Locking Cap	110	
571127	Tonneau Cover Kit (Black)	93	
571128	Tonneau Cover Kit (Black)	93	
571129	Tonneau Cover Kit (White)	93	
571130	Tonneau Cover Kit (White)	93	
571201	Spring, Push Button	80	
571228	Touch-in Paint (Royal Blue)	108	T.2000, AJAX.
571283	Foam, Cushion Border	105	
571284	Trunk Lid Assembly	89	
571286	Push Button	80	
571287	Setscrew	80	
571288	Washer, Shakeproof	80	
571289	Setscrew, Lock Actuating	80	
571295	Cover Assy., Front Seat Squab (Leathercloth)	103	
571296	Cover Assy.—L.H. (Midnight Blue)	103	
571297	Cover Assy., Front Seat Squab (Leathercloth)	103	
571298	Cover Assy., Front Seat Squab (Leathercloth)	103	
571305	Cover Assy., Front Seat Squab (Leather)	103	
571306	Cover Assy., Front Seat Squab (Leather)	103	

Part No.	Description	Page	Also Used on Models
571307	Cover Assy., Front Seat Squab (Leather)	103	
571308	Cover Assy., Front Seat Squab (Leather)	103	
571315	Cover Assy., Front Seat Squab (Leathercloth)	103	
571316	Cover Assy., Front Seat Squab (Leathercloth)	103	
571317	Cover Assy., Front Seat Squab (Leathercloth)	103	
571318	Cover Assy., Front Seat Squab (Leathercloth)	103	
571325	Cover Assy., Front Seat Squab (Leather)	103	
571326	Cover Assy., Front Seat Squab (Leather)	103	
571327	Cover Assy., Front Seat Squab (Leather)	103	
571328	Cover Assy., Front Seat Squab (Leather)	103	
571347	Cover Assy., Front Seat Cushion (Red)	105	
571348	Cover Assy., Front Seat Cushion (Midnight Blue)	105	
571349	Cover Assy., Front Seat Cushion (Black)	105	
571357	Cover Assy., Front Seat Cushion (Red)	105	
571358	Cover Assy., Front Seat Cushion (Midnight Blue)	105	
571359	Cover Assy., Front Seat Cushion (Black)	105	
571429	Knob, Safety Catch	79	
571467	Cover, Spare Wheel	90	
572540	Barrel, Ignition Locking	67	
572560	'B' Post Trim	98	
572561	'B' Post Trim	98	
572562	Wheelarch Cover Assy.	98	
572563	Wheelarch Cover Assy.	98	
572564	Body Shell—R.H.S.	70	
572565	Body Shell—L.H.S.	70	
572633	Cover Assembly (Red)	105	
572634	Cover Assy., Front Seat Cushion (Midnight Blue)	105	
572635	Cover Assy., Front Seat Cushion (Black)	105	
572643	Cover Assy., Front Seat Cushion (Red)	105	
572644	Cover Assy., Front Seat Cushion (Midnight Blue)	105	
572645	Cover Assy., Front Seat Cushion (Black)	105	
572653	Foam, Cushion, Border	106	
573096	Mud Flap Kit	110	
573215	Body, complete, Painted and Trimmed—L.H.S.	70	
573476	Luggage Grip	107	

NUMERICAL INDEX

Part No.	Description	Page	Also Used on Models
573647	Cover Assembly, Leathercloth (Red)	106	
573648	Cover Assembly, Leathercloth (Midnight Blue)	106	
573649	Cover Assembly, Leathercloth (Black)	106	
573657	Cover Assembly, Leather Red	106	
573658	Cover Assembly, Leather (Midnight Blue)	106	
573659	Cover Assembly, Leather (Black)	108	
573677	Wing Mirror, Speed	107	
574172	Front Seat Cushion Pack Pack Leathercloth (Red)	106	
574173	Front Seat Cushion Pack Leather (Midnight Blue)	106	
574174	Front Seat Cushion Pack Leathercloth (Black)	106	
574175	Front Seat Cushion Pack Leather (Red)	106	
574176	Front Seat Cushion Pack Leather (Midnight Blue)	106	
574177	Front Seat Cushion Pack Leather (Black)	106	
574243	Body Mounting Pack	70	
600032	Retainer	108	
600395	Grommet	51	STB., SC.8, V.1,2,3, TR.2,3,4, EN., ACV., VIG., VIT.
600396	Grommet	66, 94	SC.10-1, STB., V.1, 2,3, SC.10, V.EST., 10H.P., EST., EN., PNT., HER., 7 CWT. VAN, 15 CWT. BRIG., 2 TON, ENDL.
600398	Plug	94	SC.10, 10-1, STB., SC. 8-10, V.1,2,3, EN., PNT., ACV., BRIG., V.EST., TR.2,3, ACV., 7 CWT.VAN, ENDL., 15 CWT., 2 TON.
600399	Plug	94	SC.10, 10-1, STB., SC. 8-10, V.1,2,3, PNT., TR.2, EN., ENDL., TR.4, VIG., 7 CWT. VAN.
600421	Plug	94	TR.2,3.
600635	Escutcheon	89	VIT., HER., TR.4.
600832	Pin	76, 80	SC.10, 10 H.P. EST., PNT., TR.4, VIT.
600949	Washer	89	ACV., TR.4, VIT.
601552	Rod, Battery Fixing	73	SC.10-1, PNT., TR.2,3, 7 CWT.

Part No.	Description	Page	Also Used on Models
601553	Angle	73	SC.10/10-1, PNT., VIT., HER., 7 CWT. VAN.
601597	Retaining Plate	85	COUR., SC.10, PNT., VIT.
601678	Knob	86	SC.10, PNT., ACV., TR.4,
602037	Grommet	91	
602637	Hose, Short	87	
602638	Hose, Long	87	
602821	Seal	81	HER., VIT.
603212	Washer	87	HER., 10 H.P. EST., PNT., TR.4, VIT.
603213	Washer	89	HER., 10 H.P. EST., PNT., TR.4, VIT.
603344	Guide Spring	73	HER., VIT.
603382	Spring	79, 80	SC.10, PNT., HER., TR.4, VIT.
603559	Wiring Clip, Harness	71, 73, 83	ACV., 15 CWT. BRIG., EN., V.EST.3, HER., EST., ENDL., HER., STB., COUR., VIT.
603811	Clip	84	STB., V.3, V.EST., EN., VIG., ENGL.
603906	Name Plate, Overdrive	112	EN., STB., V.3, PNT., VIG., VIT.
604132	Tubing	88	V.6, TR.4.
604146	Tubing	88	HER., V.6, TR.4, VIT.
604917	Hinge	89	SC.10, HER., PNT., TR.4, VIT.
604918	Hinge	89	SC.10, HER., PNT., TR.4, VIT.
605953	Ferrule	58, 61, 62, 63, 64	EN., PNT., ENDL., BRIG., 2 TON.
607085	Packing Piece	91	10 H.P. EST., TR.4.
607506	Grommet	48	ACV., 15 CWT., BRIG.
607637	Mounting Bracket Plate, Regulator Dash Front	73	
607663	Bonnet Catch Assembly	76	HER., VIT.
607664	Plate	76	VIT.
607711	Backing Plate	75	HER., VIT.
607823	Pin, Door Hinge	78	HER., VIT.
607824	Door Hinge Assembly	78	HER., VIT.
607863	Bracket Assembly	71	HER.
607867	Retainer Stud	79	HER., TR.4, VIT.
607869	Anchor Bracket	75	HER., VIT.
607880	Cowl Seal	63	HER., EN., V.3, VIT.
607902	Leather Washer	79	HER., TR.4, VIT.
607910	Spacer	76	VIT., HER.
608136	Channel	84	HER., TR.4, VIT., COUR.
608185	Clamp	85	HER., TR.4, VIT., COUR.
608222	Support	85	HER., TR.4, COUR., VIT.
608223	Bracket	85	HER., TR.4, VIT., COUR.
608297	Buffer, Rubber	104	ACV., 15 CWT.
608307	Clip, Locating	108	HER., TR.4.

NUMERICAL INDEX

Part No.	Description	Page	Also Used on Models	Part No.	Description	Page	Also Used on Models
608316	Plunger	88	HER., VIT.	611181	Mounting Bracket	73	
608319	Water Container	88	V.6, TR.4, VIT.	611364	Cowl Assembly	84	HER., VIT.
608356	Cable Slip Ring	84		611365	Escutcheon	82	HER., VIT.
608380	Badge Assembly	76	HER., VIT.	611366	Escutcheon	82	HER., VIT., TR.4.
608383	Plate, Retaining	72		611367	Clamp	85	HER., VIT.
608454	Handle	80	HER., TR.4, VIT.	611368	Clamp	85	HER., VIT.
608462	Slip Ring and Insulator	84	HER., TR.4, VIT., COUR.	611369	Harness Cover Assembly	85	HER., TR.4, VIT.
608467/M	Wing Mirror, Morgan	107	HER.	611437	Cover, Joint Finisher	82, 108	HER., TR.4, VIT.
608467/WL	Wing Mirror, Wingard	107	HER.	611443	Seal	89	
608511	Trim Clip	81	TR.4, HER., VIT.	611600	Draught Excluder	81	
608516	Clip, Long, Trim Pad Top Edge to Door	81		611601	Draught Excluder	81	
608520	Clip	75	HER., VIT.	611602	Draught Excluder	81	
608522	Clip, Trim, Cover to Facia Panel	82	HER., TR.4, 4A, VIT., AJAX.	611611	Finisher (Black)	109	
608563	Seal	72		611638	Bolt	109	TR.4.
608604	Clip	78	HER., TR.4, VIT.	611639	Bolt	109	TR.4.
608643	Packing	75, 89	HER., TR.2,3, VIT.	611640	Bolt	82	
608703	Clip	80	TR.4, VIT.	611669	Cover	82	TR.4.
608756	Seal	72		611707	Bracket Assembly	93	TR.4.
608815	Radio Fixing Plate	72	HER., VIT.	611709	Bracket Assembly	93	TR.4.
608817	Clip	84	HER., 2 TON.	611793	Cable Clip	66	TR.4.
608854	Washer	91	HER.	611822	Rubber Pad	72	TR.4.
609123	Trunnion	86	HER., ENDL.	611825	Hose	87	
609156	Elbow	87		611828	Hose	87	
609157	Bracket	86	HER.	611895	Bracket	82	TR.4.
609206	Bracket, Listing Rail Mtg.	108	HER.	611938	Rear Floor Cover Plate	111	VIT.
609526	Spacer	88	V.6, TR.4.	611952	Steering Column Cowl	84	HER.
609629	Cup	85		611953	Plug, Blanking	68	
609639	Spring	85	HER., TR.4, COUR.	611974	Escutcheon	111	
609649	Sealing Washer	79	HER., TR.4.	612160	Hose, Water Inlet Manifold to Return Pipe	12	
609680	Cowl Assembly	63	HER.	612238	Seal	86	VIT.
609792	Bezel	111		612297	Reinforcement Assembly	71	
609793	Bezel	67	V.6, TR.4.	612299	Reinforcement Assembly	71	
609795	Bezel	55, 68, 86	TR.4.	612301	Rubber Plug	70, 94	
609919	Bezel	88	V.6, TR.4.	612306	Exterior Driving Mirror	107	7 CWT. VAN, ENDL.
609931	Tapping Plate	76	HER.	612473	Sliding Stay	89	
609933	Bezel	68	TR.4.	612474	Bolt	89	
609946	Knob	86	VIT., V.6, TR.4.	612475	Screw	89	
609964	Spring Catch Rod—L.H.	104		612527	Mounting Bracket	71	
609965	Spring Catch Rod—R.H.	104		612528	Mounting Bracket	71	
609966	Knob	104		612531	Eyebolt	98	
610042	Washer	78	HER., VIT.	612551	Support, Wheelarch to Rear Deck	71	
610181	Demister Outlet	87	TR.4.	612552	Support	71	
610520	Clip, Trim, Bottom Border to Frame	103, 106	HER., VIT., 2 TON, TR.4A, AJAX.	612565	Striker Plate	74	
610573	Clip, securing Knob Lens	68	ACV., BRIG.	612566	Retainer	74	
610624	Stud, Cappings to 92, 93, 95, 96 Tonneau Supports	99, 110	HER., TR.4, VIT.	612577	Angle	71	
610675	Sealing Rubber	76	TR.4.	612601	'T' Piece	88	VIT.
610676	Seal	77		612616	Location Bracket	73	
611096	Budget Lock	89	TR.4.	612617	Plate, Locating	77	
611102	Interior Mirror	82	TR.4.	612620	Rubber Grommet	91	
611103	Visor Mounting	82	TR.4.	612621	Rubber Grommet	91	
611104	Visor Mounting	82	TR.4.	612659	Support	75	
611135	Catch Plate	89	TR.4.	612660	Support	75	
611177	Washer, Rubber, Gear Lever	25	HER.	612704	Bracket	85	
				612712	Spring Bar	91	
				612713	Spring Bar	91	
				612789	Hood Clip	92, 110	

NUMERICAL INDEX

Part No.	Description	Page	Also Used on Models
612792	Sealing Strip	78	
612806	Weatherstrip	78	
612825	Bracket	83	
612829	Support Bracket	77	
612830	Support Bracket	77	
612833	Remote Control	80	
612834	Remote Control	80	
612838	Pivot Bracket	76	
612845	Plate, Protection, Trim Pad	81	
612850	Support Plate	73	
612856	Striker	79	
612873	Reinforcement Bracket	75	
612874	Reinforcement Bracket	75	
612895	Bracket Assembly	71	
612900	Bracket	85	
612938	Angle	71	
612962	Location Peg	75	
612963	Distance Tube	76	
612964	Packing	92, 110	
612970	Tube	73	
612976	Plug	92, 110	
612981	Dash Gusset	73	
612982	Dash Gusset	73	
613017	Handle	79	
613024	Check Arm	81	
613025	Grommet	73	
613028	Sealing Rubber	81	
613038	Lock	79	
613039	Lock	79	
613040	Lock	79	
613041	Lock	79	
613045	Link	76	
613049	Stop Bolt	79	
613051	Rod	73	
613076	Clamp Assembly	75	
613093	Plinth	65	
613097	Cover Plate	87	
613100	Top Finisher	99	
613101	Top Finisher	99	
613102	Top Finisher	99	
613110	Seal	65	
613142	Clip	88	
613155	Rubber	73	
613165	Finisher	92	
613166	Finisher	92	
613169	Clip	78	
613178	Block	70	
613182	Bracket	66	
613186	Ash Tray	83	
613214	Escutcheon	80	
613215	Escutcheon	80	
613216	Rubber Washer	80	
613217	Packing	80	
613218	Door Handle	80	
613219	Door Handle	80	
613234	Door Handle	80	
613235	Door Handle	80	
613238	Washer	98	

Part No.	Description	Page	Also Used on Models
613296	Nameplate	90	
613302	Grommet	67, 94	
613312	Push/Pull Control Assy.	86	
613314	Bezel	86	
613326	Spacing Block	79	
613340	Grille Surround Assembly	75	
613344	Bracket Assembly	71	
613347	Rear Seat Pan	71	
613350	Check Strap Bracket Assy.	73	
613351	Check Strap Bracket Assy.	73	
613358	Bracket Assembly	71	
613359	Bracket Assembly	71	
613362	Footrest	72	
613378	Glass Stop	79	
613417	Strip, Glazing	78	
613420	Tacking Piece	100, 101, 103	
613435	Hook Assembly, Seat Retention	100, 101, 103	
613441	Strap, Hoodstick Stowage	116	
613461	Retainer	99	
613466	Pad	85	
613474	Washer	76	
613478	Support Bracket	69	
613483	Hose	86	
613485	Hose	86	
613487	Hose, Water Heater Outlet to Pipe Assembly	71, 86	
613493	Bracket	86	
613494	Plate, fixing Hoodstick Stowage	110	
613495	Plug, Rubber	82	
613500	Plate	98	
613501	Bracket	91	
613502	Handle Assembly	89	
613506	Cap	51	
613508	Tube, Distance, Assembly	109	TR.4.
613524	Filler Plate	74	
613525	Filler Plate	74	
613530	Trim Board	98	
613531	Trim Board	98	
613532	Trim Board	98	
613533	Trim Board	98	
613534	Trim Board	98	
613535	Trim Board	98	
613536	Rear Quarter Trim Board Assembly	98	
613537	Rear Quarter Trim Board Assembly	98	
613552	Carpet Assembly	97	
613553	Carpet	97	
613556	Carpet, Rear Seat Pan (Black)	97	
613579	Support Bracket	71, 74	
613594	Cover Plate	84	
613595	Cover Plate	84	
613597	Closing Panel	75	
613598	Closing Panel	75	
613599	Spacer Tube	83	

NUMERICAL INDEX

Part No.	Description	Page	Also Used on Models
613600	Clip	84	
613607	Ring, Retaining Grommet Gear Control	25	
613609	Locking Ring	80	
613627	Plinth	64	
613648	Seal	86	
613650	Jet, Mounting Assembly	88	BRIG.
613654	Tubing	57	
613656	Tubing	57	
613666	Seal	75	
613685	Gusset	73	
613686	Gusset	73	
613687	Gusset	73	
613704	Plate, Protection, Trunk Lid Rear Valance	89	
613751	Link Assembly	76	
613766	Clip	92	
613767	Hook	93	
613812	Cover, Rear Spring Access	71	
613859	Reinforcement	89	
613871	Interior Mirror Assembly	82	
613886	Clip	92	
613900	Clip, Spring	99	
613901	Strap Assy., Rear Compart- ment Squab Board (Red)	99	
613902	Strap Assy., Rear Compart- ment Squab Board (Blue)	99	
613903	Strap Assy., Rear Compart- ment Squab Board (Black)	99	
613926	Bracket	109	
613927	Retainer	108	
613928	Plate, Tapped	108	
613931	Plate, Tapped	109	
613932	Bolt, Special	109	
613941	Washer, Special	83, 86	
613950	Listing Rod—Front	108	
613951	Listing Rod—Centre	108	
613952	Listing Rod—Rear	108	
613954	Moulding, Finisher	82	
613955	Insert	108	
614005	Washer, Rubber	109	
614006	Bush	76, 90	
614030	Weatherseal	109	
614053	Finisher	109	
614081	Grommet	97, 98	
614084	Grommet	97	
614114	Bracket	84	
614118	Hose	86	
614122	Steering Column Cowl Assembly	84	
614125	Seal	86	
614126	Clip	88	
614127	Rubber, Sealing—L.H.	108	
614128	Rubber, Sealing—R.H.	108	
614150	Pad, Sealing	109	
614599	Plate	84	
615482	Seal 'A' Post, Top	81	
615691	Finisher—L.H.	92	

Part No.	Description	Page	Also Used on Models
615692	Finisher—R.H.	92	
615695	Bracket, Mounting—L.H.	77	
615696	Bracket, Mounting—R.H.	77	
615698	Bracket	77	
615699	Washer, Plate	108, 77	
615706	Bracket	108	
615710	Spacer	91	
615810	Reinforcement	71	
615811	Clip	111	
615813	Bar	91	
615825	Bar	91	
615980	Plate Assembly	98	
615981	Washer	98	
616196	Plasti-rivet	74, 110	
616206	Drainflap	87	VIT.
616415	Plinth	63	
616416	Gasket, Lamp Seating	63	
616428	Rubber	108	
616429	Rubber	108	
616506	Nut	79	
616627	Seal	86	
616852	Control Assembly	86	
616861	Clip, Spring	80	AJAX.
617037	Cover, Facia Panel (Black)	82	
617296	Stud	93	
617297	Bracket	93	
617298	Bracket Assembly, Outer	93	
617402	Washer, Seating, Front	80	
617403	Washer, Seating, Rear	80	AJAX.
617992	Bolt	37, 90	
617993	Cap	37, 90	
618177	Sail Eyelet	93	
618178	Ring	93	
618241	Pad, Cushion Front, Top	105, 106	
618242	Medallion, Mk. 2	90	
618274	Retainer, Lock Striker	74	
618275	Retainer, Lock Striker—R.H.	74	
618277	Remote Control Mechanism	80	
618278	Remote Control Mechanism —R.H.	80	
618282	Private Lock Assy—L.H.	80	
618283	Private Lock Assy—R.H.	80	
618342	Striker, Dovetail, Assy. —L.H.	79	
618343	Striker, Dovetail, Assy. —R.H.	79	
618363	Shield, Water, Striker Plate	74	
618364	Shield, Water, Striker Plate —R.H.	74	
618789	Rubber, Plinth Mounting	65	
619076	Washer, Sealing	79	
619099	Plate, Tapped, Lock Striker—L.H.	74	
619100	Plate, Tapped, Lock Striker—R.H.	74	
619109	Plinth, Side & Flasher Lamp	63	
619110	Plinth, Side & Flasher Lamp	63	

NUMERICAL INDEX

Part No.	Description	Page	Also Used on Models
619509	Guide, Block, and Stiffening Channel Assembly	78	
619822	Clip, Edge	106	
620913	Strip, Sealing	81	
621101	Pad, Mounting	98	
621292	Washer, Plain	98	
621308	Eye Bolt	98	HER., AJAX.
621332	Bracket, Angle	85	
621370	Bolt	98	HER., VIT.
621371	Spacer	98	HER., VIT.
621374	Washer, Waved	98	HER., VIT., T.2000., AJAX.
650130	Sealing Rubber	82	TR.4.
650247	Grommet	51	TR.4.
650261	Escutcheon	79, 80	TR.4, VIT.
650279	Hose	51	TR.4.
650313	Packing	82	TR.4.
703592	Frontal Grille	75	VIT., HER.
703862	Letter 'T'	76, 80	COUR., HER. EST., ACV., TR.2,3,4, VIT.
703863	Letter 'R'	76, 90	COUR., HER. EST., ACV., TR.2,3,4, VIT.
703864	Letter 'I'	76, 90	COUR., HER. EST., ACV., VIT., TR.2,3,4.
703865	Letter 'U'	76, 90	COUR., HER. EST., ACV., TR.2,3,4, VIT.
703866	Letter 'M'	76, 90	COUR., HER. EST., ACV., TR.2,3,4, VIT.
703867	Letter 'P'	76, 90	COUR., HER. EST., ACV., TR.2,3,4, VIT.
703868	Letter 'H'	76, 90	COUR., HER. EST., ACV., TR.2,3,4, VIT.
704873	Knob	68	VIT.
704875	Knob	68	VIT.
704879	Knob	68	V.6., TR.4.
704884	Knob	86	HER., TR.4, VIT.
704885	Knob	66	TR.4.
705754	Sun Visor Assembly	62	TR.4.
705787	Wheelarch Inner Panel	71	HER.
705788	Wheelarch Inner Panel	71	HER.
705789	Grommet	72	HER.
706159	Reinforcement Assembly	71	
706160	Reinforcement Assembly	71	
706288	'A' Post Outer Panel	74	
706289	'A' Post Outer Panel	74	
706311	Filler Panel	75	
706312	Filler Panel	75	
706422	Sill Filler Panel	74	
706423	Sill Filler Panel	74	
706445	Door Seal Retainer	73	
706446	Door Seal Retainer	73	
706447	Door Seal Retainer	74	
706448	Door Seal Retainer	74	
706450	Door Seal Retainer	74	
706453	Reinforcement	75	
706465	Support Assembly	74	
706512	Bracket	77	

Part No.	Description	Page	Also Used on Models
706513	Bracket	77	
706539	Bonnet Tube Assembly	75	
706548	Wheelarch Panel, Inner	75	
706549	Wheelarch Inner Panel	75	
706550	Bracket	73	
706556	Joint Finisher	92	
706557	Finisher	92	
706569	Crash Pad	83	
706583	Rear Overider	91	
706584	Rear Overider	91	
706600	Finisher	74	
706605	Front Overider	91	
706606	Front Overider	91	
706660	Door Trim Pad	81	
706661	Door Trim Pad	81	
706662	Door Trim Pad	81	
706690	Door Trim Pad	81	
706691	Door Trim Pad	81	
706692	Door Trim Pad	81	
706707	Frontal Grille	77	
706728	Demister Nozzle	87	
706768	Tubing	57	
706771	Panel	85	
706772	Panel	85	
706773	Gearbox Cover Assembly	72	
706781	Glass Channel	78	
706782	Glass Channel	78	
706785	Channel	78	
706786	Channel	78	
706789	Channel	78	
706790	Channel	70	
706793	Top Bonnet Assembly	75	
706798	Trunk Floor Assembly	71	
706804	Facia Panel	83	
706805	Facia Panel	83	
706807	Cover Panel	90	
706819	Cover Assy., Black—L.H.S.	93	
706820	Cover Assy., Black—R.H.S.	93	
706821	Cover Assy., White—L.H.S.	93	
706822	Cover Assy., White—R.H.S.	93	
706831	Bag, Hood Stowage	94, 110	
706832	Felt	96	
706833	Felt	96	
706835	Bracket	91	
706843	Air Deflector	48	
706844	Air Deflector	48	
706845	Polyether Pad	104	
706846	Face Panel Pad	100	
706912	Grab Handle Assembly	83	
706919	Grommet, Gear Control	25	
706920	Trim Roll Assembly Bracket	84	
706924	Support	83	
706925	Support Assy., Parcel Tray and Crash Pad	83	
706934	Water Valve	86	
707168	Door Trim Pad Assembly (Red)—L.H.	81	

NUMERICAL INDEX

Part No.	Description	Page	Also Used on Models	Part No.	Description	Page	Also Used on Models
707169	Door Trim Pad Assembly (Blue)—L.H.	81		709376	Pad, Cushion Side Top—L.H.	105, 106	
707170	Door Trim Pad Assembly (Black)—L.H.	81		709377	Pad, Cushion Side Top—R.H.	105, 106	
707171	Door Trim Pad and Carpet Assembly (Red)—L.H.	81		709386	Door Handle Assembly, Outside	80	
707172	Door Trim Pad and Carpet Assy. (Midnight Blue)—L.H.	61		709387	Channel, Glass, Assembly, Rear—L.H.	78	
707173	Door Trim Pad and Carpet Assy. (Black)—L.H.	81		709388	Channel, Glass, Assembly, Rear—R.H.	78	
707174	Door Trim Pad and Carpet Assy. (Black)—L.H.	81		709473	Door Trim Pad and Carpet Assy. (Red)—L.H.	81	
707198	Door Trim Pad Assembly (Red)—R.H.	81		709474	Door Trim Pad and Carpet Assy. (Midnight Blue)—L.H.	81	
707199	Door Trim Pad Assembly (Blue)—R.H.	81		709475	Door Trim Pad and Carpet Assy. (Black)—L.H.	81	
707200	Door Trim Pad Assembly (Black)—R.H.	81		709483	Door Trim Pad and Carpet Assy. (Red)—R.H.	81	
707201	Door Trim Pad and Carpet Assy. (Red)—R.H.	81		709484	Door Trim Pad and Carpet Assy. (Midnight Blue)—R.H.	81	
707202	Door Trim Pad and Carpet Assy. (Midnight Blue)—R.H.	81		709485	Door Trim Pad and Carpet Assy. (Black)—R.H.	81	
707203	Door Trim Pad and Carpet Assy. (Black)—R.H.	81		709692	Support Assy., Parcel Tray and Crash Pad—L.H.	83	
707204	Door Trim Pad and Carpet Assy. (Black)—R.H.	81		709693	Support Assy., Parcel Tray and Crash Pad—R.H.	83	
707315	Heelmat	95		709845	Plinth, Number Plate Lamp	65	
707316	Heelmat	95		712390	Panel Wheelarch Inner Assembly—L.H.	71	
707319	Finisher	92		712391	Panel Wheelarch Inner Assembly—R.H.	71	
707348	Headlining Assembly	108		712536	Grommet and Millboard Assembly Handbrake	72	
707349	Cover, Gearbox Assembly	72		712571	Carpet Assembly, Rear Floor, Black	97	
707931	Door Seal	81		750157	Bracket	82	TR.4.
708000	Floor Assembly	71		750158	Bracket	82	TR.4.
708092	Base, Cushion	104, 105, 106		803762	Sound Insulation Pad	72	HER.
708479	Escutcheon	84	HER., VIT., TR.4,4A.	805812	Millboard Assembly	70	HER.
708592	Frontal Grille	77		806144	Rubber, Sealing	109	TR.4.
708633	Handle, Grab, Assembly	83		806177	Moulding	82	TR.4.
708750	Finisher, Door Trim Waist Rail (Black)—L.H.	81		806178	Moulding	82	TR.4.
708751	Finisher, Door Trim Waist Rail (Black)—R.H.	81		806189	Capping	92	
708756	Trim Cover, Windscreen Side (Black)—L.H.	82		806634	Panel—L.H.	71	
708757	Trim Cover, Windscreen Side (Black)—R.H.	82		806635	Panel—R.H.	71	
708758	Trim Cover, Windscreen Top (Black)	82		806638	Sill Panel	71	
708759	Trim Cover, Windscreen Bottom (Black)	82		806639	Sill Panel	71	
708801	Panel, Instrument—R.H.S.	84		806707	Battery Box Assembly	73	
708802	Panel, Instrument—L.H.S.	84		806831	Reinforcement	84	
708803	Panel, Instrument (U.S.A. and Canada only)	84		806866	Droplight Glass	78	
708884	Tonneau Cover Assembly	93		806869	Bracket	84	
708885	Tonneau Cover Assembly	93		806882	Bonnet Hinge Tube Assy.	75	
708886	Tonneau Cover Assembly	93		806883	Bonnet Hinge Tube Assy.	75	
708887	Tonneau Cover Assembly	93		806900	Rear Bumper	91	
				806901	Rear Bumper	91	
				806925	Channel Assembly	74	
				806926	Channel Assembly	74	
				806956	Bumper Bar	91	

NUMERICAL INDEX

Part No.	Description	Page	Also Used on Models
806981	Board Assembly, Casing Petrol Tank, Rear	99	
807004	Parcel Tray	83	
807005	Parcel Tray	83	
807030	Battery Box Assembly	73	
807036	Window Regulator	79	
807037	Window Regulator	79	
807039	Seat Slide Assembly	104	
807040	Seat Slide Assembly	104	
807072	Parcel Tray	83	
807073	Parcel Tray	83	
807102	Reinforcement Assembly	75	
807103	Reinforcement Assembly	75	
807104	Heelboard Cross Member Assembly	71	
807106	Floor Assembly	71	
807109	Rear Valance Assembly	71	
807110	Rear Deck Assembly	74	
807113	'B' Post Outer Panel Assy.	74	
807114	'B' Post Outer Panel Assy.	74	
807118	Panel Assembly	73	
807119	Panel Assembly	73	
807120	Panel Assembly	73	
807121	Panel Assembly	73	
807122	Panel Assembly	73	
807123	Panel Assembly	73	
807124	Hood Assembly	93, 110	
807125	Hood Assembly	93, 110	
807136	Front Valance	77	
807197	Mat	97	
807202	Front Seat Frame and Squab	100	
807203	Front Seat Frame and Squab	100	
807204	Front Seat Frame and Squab	100	
807208	Front Seat Frame and Squab	100	
807209	Front Seat Frame and Squab	100	
807210	Front Seat Frame and Squab	100	
807214	Front Seat Frame and Squab	100	
807215	Front Seat Frame and Squab	100	
807216	Front Seat Frame and Squab	100	
807220	Front Seat Frame and Squab	100	
807221	Front Seat Frame and Squab	100	
807222	Front Seat Frame and Squab	100	
807279	Air Box Assembly	73	
807316	Rubberised Pad	100, 101	
807317	Rubberised Pad	100, 101	
807323	Trim Board Assembly	99	
807324	Trim Board Assembly	99	
807325	Trim Board Assembly	99	
807326	Trim Board Assembly (Rear Compartment)	99	
807330	Heater Unit	86	
807379	Panel Assy., Front Deck	74	
807499	Backlight, Glass	108	
807533	Bracket	84	
807536	Air Box Assembly	73	
808104	Engine Bay Valance Assy.—L.H.	77, 108	

Part No.	Description	Page	Also Used on Models
808105	Engine Bay Valance Assy.—R.H.	77, 108	
808179	Frame	104	
808198	Cushion	104	
808270	Stoneguard	74, 110	
808271	Stoneguard	74, 110	
808417	Front Seat Cushion Trimmed Assy. (Vynide)	104	
808418	Front Seat Cushion Trimmed Assy. (Vynide)	104	
808419	Front Seat Cushion Trimmed Assy. (Vynide)	104	
808423	Front Seat Cushion Trimmed Assy. (Leather)	104	
808424	Front Seat Cushion Trimmed Assy. (Leather)	104	
808425	Front Seat Cushion Trimmed Assy. (Leather)	104	
808434	Front Seat Frame and Squab Trimmed Assy. (Vynide)	101	
808435	Front Seat Frame and Squab Trimmed Assy. (Vynide)	101	
808436	Front Seat Frame and Squab Trimmed Assy. (Vynide)	101	
808440	Front Seat Frame and Squab Trimmed Assy. (Leather)	101	
808441	Front Seat Frame and Squab Trimmed Assy. (Leather)	101	
808442	Front Seat Frame and Squab Trimmed Assy. (Leather)	101	
808446	Front Seat Frame and Squab Trimmed Assy. (Vynide)	101	
808447	Front Seat Frame and Squab Trimmed Assy. (Vynide)	101	
808448	Front Seat Frame and Squab Trimmed Assy. (Vynide)	101	
808452	Front Seat Frame and Squab Trimmed Assy. (Leather)	101	
808453	Front Seat Frame and Squab Trimmed Assy. (Leather)	101	
808454	Front Seat Frame and Squab Trimmed Assy. (Leather)	101	
809479	Pad, Cushion Assembly	105	
809482	Frame Assembly, Cushion	105	
809509	Panel Assembly, 'B' Post Outer—L.H.	74	
809510	Panel Assembly, 'B' Post Outer—R.H.	74	
809529	Front Seat Cushion Trimmed Assembly, Leathercloth (Red)	105	
809530	Front Seat Cushion Trimmed Assembly, Leathercloth (Midnight Blue)	105	
809531	Front Seat Cushion Trimmed Assembly, Leathercloth (Black)	103	

NUMERICAL INDEX

Part No.	Description	Page	Also Used on Models
809539	Front Seat Cushion Trimmed Assembly, Leather (Red)	105	
809540	Front Seat Cushion Trimmed Assembly, Leather (Midnight Blue)	105	
809541	Front Seat Cushion Trimmed Assembly, Leather (Black)	105	
809551	Front Seat Frame and Squab Trimmed Assembly	102	
809552	Front Seat Frame and Squab Trimmed Assembly	102	
809553	Front Seat Frame and Squab Trimmed Assembly	102	
809554	Front Seat Frame and Squab Trimmed Assembly	102	
809561	Front Seat Frame and Squab Trimmed Assembly	102	
809562	Front Seat Frame and Squab Trimmed Assembly	102	
809563	Front Seat Frame and Squab Trimmed Assembly	102	
809564	Front Seat Frame and Squab Trimmed Assembly	102	
809571	Front Seat Frame and Squab Trimmed Assembly	102	
809572	Front Seat Frame and Squab Trimmed Assembly	102	
809573	Front Seat Frame and Squab Trimmed Assembly	102	
809574	Front Seat Frame and Squab Trimmed Assembly	102	
809581	Front Seat Frame and Squab Trimmed Assembly	102	
809582	Front Seat Frame and Squab Trimmed Assembly	102	
809583	Front Seat Frame and Squab Trimmed Assembly	102	
809584	Front Seat Frame and Squab Trimmed Assembly	102	
809597	Pad, Rubberised, Assembly	103	
809598	Pad, Rubberised, Assembly	103	
809716	Mat, Luggage Floor	97	
809922	Pad, Cushion Assembly	105, 106	
809923	Frame Assembly, Cushion	105	
809954	Front Seat Cushion Trimmed Assy. (Red)	105	
809955	Front Seat Cushion Trimmed Assy. (Midnight Blue)	105	
809956	Front Seat Cushion Trimmed Assy. (Black)	105	
809964	Front Seat Cushion Trimmed Assy. (Red)	105	
809965	Front Seat Cushion Trimmed Assy. (Midnight Blue)	105	

Part No.	Description	Page	Also Used on Models
809966	Front Seat Cushion Trimmed Assy. (Black)	105	
810291	Door Lock Assembly—L.H.	79	
810292	Door Lock Assembly—R.H.	79	
810393	Frame Assembly, Cushion	106	
810461	Front Seat Assembly, (Red)—R.H.	102	
810462	Front Seat Assembly, (Midnight Blue)—R.H.	102	
810463	Front Seat Assembly, (Black)—R.H.	102	
810451	Front Seat Assembly, (Midnight Blue)—R.H.	102	
810452	Front Seat Assembly, (Midnight Blue)—L.H.	102	
810453	Front Seat Assembly, (Black)—L.H.	102	
810471	Front Seat Assembly, (Red)—L.H.	102	
810472	Front Seat Assembly, (Midnight Blue)—L.H.	102	
810473	Front Seat Assembly, (Black)—L.H.	102	
810481	Front Seat Assembly, (Red)—R.H.	102	
810482	Front Seat Assembly, (Midnight Blue)—R.H.	102	
810483	Front Seat Assembly, (Black)—R.H.	102	
902367	Glass	82	TR.4.
902369	Glazing Rubber	82	TR.4.
903088	Side Assy., Front Wing	75	
903089	Side Assy., Front Wing	75	
903090	Nose Panel	75	
903091	Nose Panel	75	
903095	Rear Wing Panel, Outer	74	
903096	Rear Wing Panel, Outer	74	
903097	Outer Sill Panel	74	
903098	Outer Sill Panel	74	
903099	Inner Casing Panel	74	
903100	Inner Casing Panel	74	
903134	Heelboard Panel	71	
903137	Wheelarch Outer Panel	75	
903138	Wheelarch Outer Panel	75	
903146	Wheelarch Panel	71	
903147	Wheelarch Panel	71	
903148	Wheelarch Panel	71	
903149	Wheelarch Panel	71	
903200	Dash Shelf Panel	73	
903201	Dash Shelf Panel	73	
903331	Seat Assembly	100	
903332	Seat Assembly	100	
903348	Body Shell	70	
903349	Body Shell	70	
903448	Door	78	
903449	Door	78	
903452	Trunk Lid Assembly	89	

NUMERICAL INDEX

Part No.	Description	Page	Also Used on Models
903455	Bonnet Assembly	75	
903463	Hood Frame	94	
903466	Windscreen Glass	82	
903467	Windscreen Glass	82	
903509	Spring Case	104	
903599	Rubber	108	
903635	Hood Frame Assembly	94	
903636	Panel—R.H.S.	73	
903637	Panel—L.H.S.	73	
903892	Frame Assembly—L.H.	100, 103	
903893	Frame Assembly—R.H.	100, 103	
904140	Heater	86	
904526	Door Assembly—L.H.	78	
904527	Door Assembly—R.H.	78	
904541	Body Shell—R.H.S.	70	
904542	Body Shell—L.H.S.	70	
905692	Door Assembly—L.H.	78	
905693	Door Assembly—R.H.	78	
906707	Glass, Windscreen	82	
950119	Frame Assembly	82	TR.4.
CD15685/B	Washer	73	SC.10, 10-1, STB., V.1,3, TR.2,3, EST., EN., PNT., ACV., 7 CWT. VAN, VIT., 15 CWT., HER.
CD24152	Washer	95, 96, 99	

Part No.	Description	Page	Also Used on Models
CD25672	Rubber Plug	94	ACV., TR.2,3, 7 CWT. VAN, BRIG., 2 TON.
CD27769	Plug	92, 94, 110	ACV., SC.10,10-1, EN., PNT., 2 TON, TR.2, 3, 15 CWT., 7 CWT. VAN, ENDL., BRIG.
CD31481	Touch-in Paint (Black)	108	TR.4A, AJAX.
CD31582	Touch-in Paint (Lichfield Green)	108	
CD31629	Touch-in Paint (Pale Yellow, Primrose)	108	
CD31633	Touch-in Paint (Powder Blue)	108	
CD31663	Touch-in Paint (Phantom Grey)	108	
CS4009	Clip	39	VIT.
CS4011	Clip, Supergrip	73	VIT., HER.
CS4012	Clip	12, 73, 86	
CS4020	Clip	39, 46, 48	
CS4022	Clip, Hose	48	
CS4024	Clip	48, 87	
CS4025	Clip	48	SC.10, ACV., TR.2,3, HER., 7 CWT. VAN, VIT., BRIG., 2 TON, T.2000, V.6.
CS4026	Clip	48	
CS4038	Clip	51	

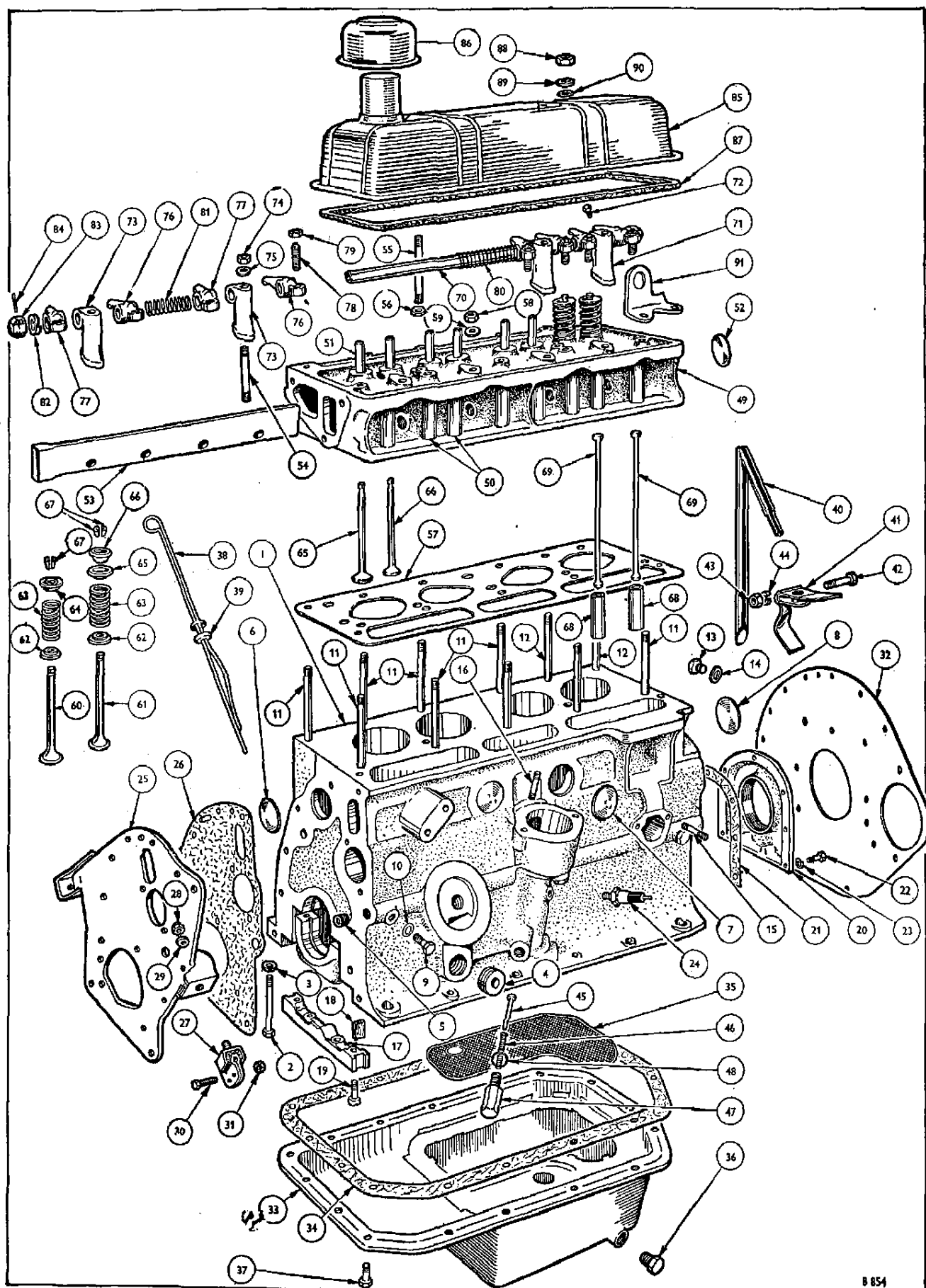


PLATE A

B 854

SPITFIRE

ENGINE

3

Part No.	Description	Plate No.	No. per Unit	Remarks
511576	†ENGINE UNIT—HIGH COMPRESSION		1	Fitted up to Engine No. FC50000E only
511576/R	ENGINE UNIT—HIGH COMPRESSION (RECONDITIONED UNIT)		1	
511577	†ENGINE UNIT—LOW COMPRESSION		1	
511577/R	ENGINE UNIT—LOW COMPRESSION (RECONDITIONED UNIT)		1	
514555	†ENGINE UNIT—HIGH COMPRESSION (9.5 : 1 RATIO)		1	Fitted from Engine No. FC50001E and future
514555/R	ENGINE UNIT—HIGH COMPRESSION (9.5 : 1 RATIO—RECONDITIONED UNIT)		1	
514556	†ENGINE UNIT—LOW COMPRESSION (7.5 : 1 RATIO)		1	
514556/R	ENGINE UNIT—LOW COMPRESSION (7.5 : 1 RATIO—RECONDITIONED UNIT)		1	
NOTE:—The above units are less the following items: Water Pump and Fan Assembly, Distributor, Dynamo, Petrol Pump, Oil Filter, Thermostat, Exhaust Manifold, Carburettors, Breather Pipe and Sparking Plugs.				
511794	GASKET SET, DECARBONISING		1	
511795	GASKET SET, ENGINE		1	
510610	CYLINDER BLOCK ASSEMBLY	A1	1	Fitted up to Engine No. FC61022 only
307492	CYLINDER BLOCK ASSEMBLY		1	Fitted from Engine No. FC61023 and future
HB1024	Bolt	A2	6	Fitted up to Engine No. FC61022 only
WL0210	Washer, lock	A3	6	
116516	Core, below oil filter face	A4	1	
118632	Dry seal, oil gallery ends	A5	2	
46549	Core, front face and R.H. side block	A6	4	Fitted up to Engine No. FC61022 only
46549	Core, 1 off front face, 3 off R.H. side		4	Fitted from Engine No. FC61023 up to Engine No. only
46172	Core, front face		1	
56712	Plug } Core, rear face and L.H. side block	A7	3	Fitted up to Engine No. only
144688	Core, 1 off front face, 3 off R.H. side		4	Fitted from Engine No. and future
144686	Core, rear face and L.H. side block		3	
144687	Core, front face		1	
44473	Core, rear of camshaft	A8	1	Fitted up to Engine No. FC61022 only
142440	Core, rear of camshaft		1	Fitted from Engine No. FC61023 and future
121831	Tube, dipstick		1	

Note:—Items marked thus † are available on our Factory Exchange Unit Scheme

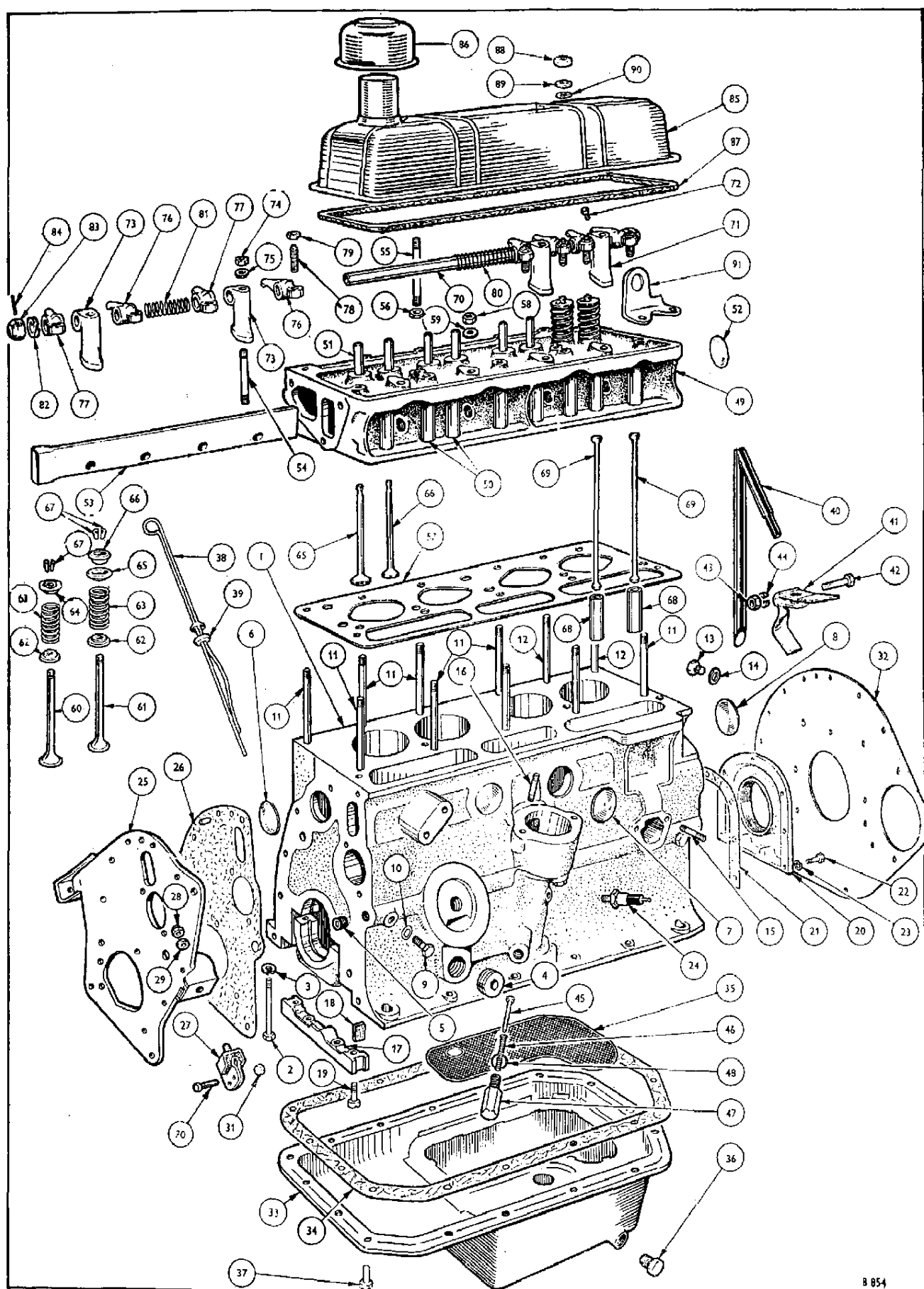


PLATE A

8 854

SPITFIRE

ENGINE

Part No.	Description	Plate No.	No. per Unit	Remarks
CYLINDER BLOCK ASSEMBLY (continued)				
101022	Screw, set } Oil gallery	A9	4	
500469	Washer } sides	A10	4	
105121	Stud, combustion head attachment	A11	9	
121217	Stud, combustion head and rear lifting eye attachment	A12	2	
129077	Plug, water drain }	A13	1	Fitted up to Engine No. FC62845E only
61478	Tap, drain }		1	Fitted from Engine No. FC628465 and future
WF0511	Washer, fibre }	A14	A/R	
100433	Stud, petrol pump attachment	A15	2	
101962	Stud, distributor pedestal attachment	A16	2	
100433	Stud, front face of block		1	
101962	Stud } Gearbox and rear engine		3	
112907	Stud } plate to block		3	
DP0514	Dowel, timing cover attachment		2	
DP0616	Dowel } Gearbox and rear engine		1	
DP0610	Dowel } plate attachment		1	
138380	Plug, core, blanking hole in cylinder block when closed circuit breather fitted		1	
FRONT SEALING BLOCK				
104863		A17	1	
36234	Piece, filler } Sealing block	A18	2	
100501	Screw } attachment	A19	2	
132468	CYLINDER LINER		4	
137374	OIL RETAINING COVER—REAR	A20	1	Fitted up to Engine No. FC69120E and and from FC69122E up to FC69139E, from FC69144E up to FC73285E, from FC73769E up to FC79641E only
212622	OIL SEAL HOUSING		1	Fitted on Engine No. FC69121E and from FC69140E to FC69143E incl. and from FC73286E to FC73768E incl. and from FC79642E and future
143456	Oil seal		1	
105321	Washer, joint }	A21	1	
HB0809	Bolt }	A22	7	
VL0208	Washer, lock }	A23	6	
500469	Washer, copper, cover attachment top centre		1	
121398	OIL PRESSURE INDICATOR SWITCH	A24	1	
209610	FRONT ENGINE AND MOUNTING PLATE ASSEMBLY	A25	1	Fitted up to Engine No. FC61022 only
205457	Washer, joint, engine plate	A26	1	
212769	FRONT ENGINE AND MOUNTING PLATE ASSEMBLY		1	Fitted from Engine No. FC61023 and future
212766	Washer, joint, front engine plate		1	
HU0806	Screw, set } Front engine plate		3	
WL0208	Washer, lock } to cylinder block		3	
	For other attachments see Camshaft details			
133271	FRONT ENGINE MOUNTING	A27	2	
TN3209	Nut, nyloc }	A28	2	
WP0009	Washer, plain }	A29	2	
HB0909	Bolt }	A30	4	
YN2909	Nut, nyloc }	A31	4	

Note:—Items marked thus † are available on our Factory Exchange Unit Scheme

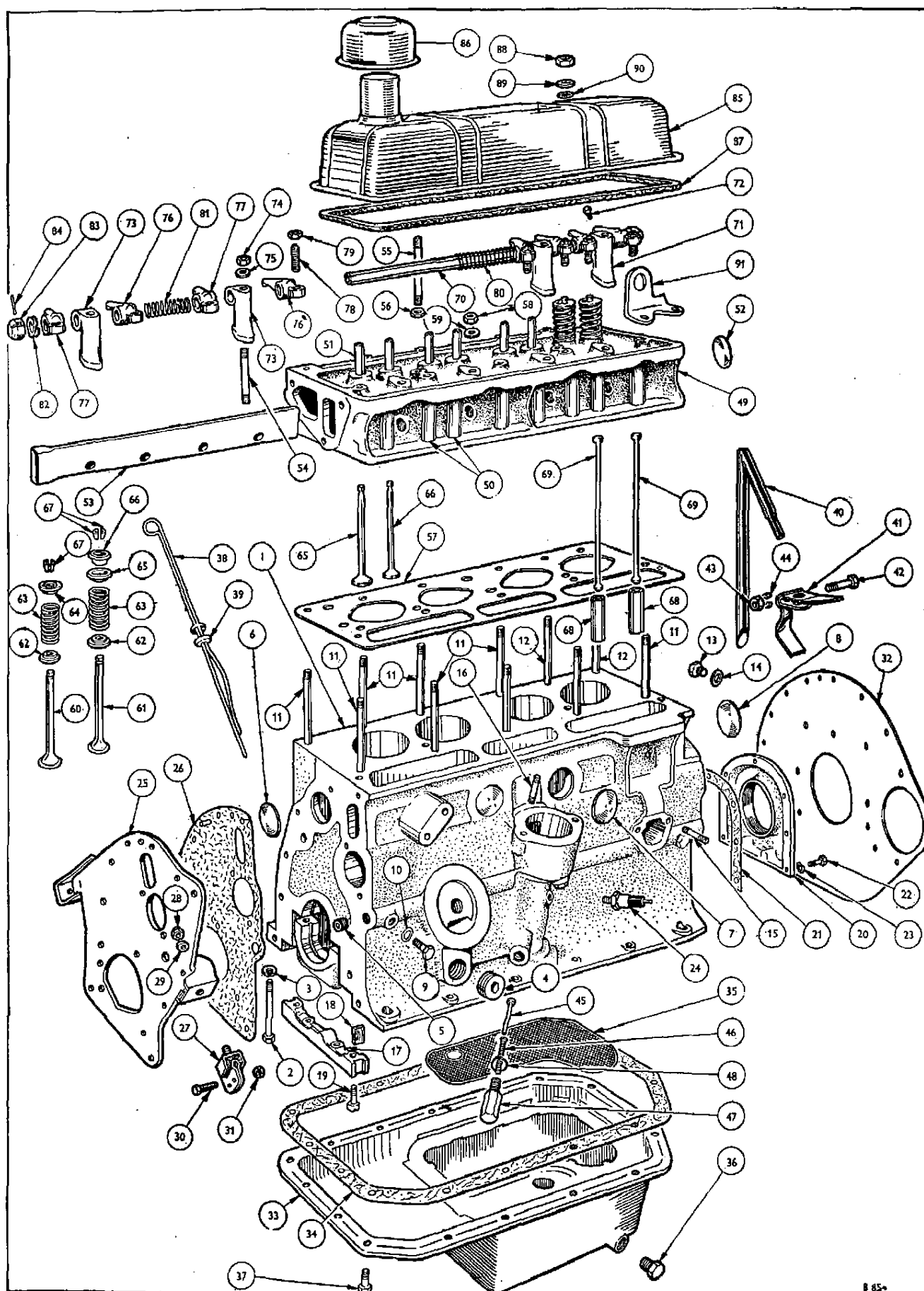


PLATE A

8 85+

SPITFIRE

ENGINE

Part No.	Description	Plate No.	No. per Unit	Remarks
201344	REAR ENGINE PLATE	A32	1	
HU0806	Screw, set		7	
WL0208	Washer, lock		7	
	Rear engine plate to block			
	REAR ENGINE MOUNTING			
	For details see Gearbox Section			
208649	OIL SUMP ASSEMBLY	A33	1	Fitted up to Engine No. FC39408E only
212006	OIL SUMP ASSEMBLY		1	Fitted from Engine No. FC39409E and future
201358	Washer, joint, between sump and cylinder block	A34	1	
104866	Gauze, oil strainer	A35	1	
114774	Plug, oil drain	A36	1	Fitted up to Engine No. FC82247E only
MA0805	Screw, set	A37	11	
HU0805	Screw, set		4	
WL0208	Washer, lock		5	Fitted up to Engine No. FC50000E only
WL0208	Washer, lock		4	Fitted from Engine No. FC50001E and future
HU0808	Screw, set		1	Fitted from Engine No. FC50001E and future
WM0083	Washer, plain		1	Fitted up to Engine No. FC50000E only
WM0083	Washer, plain		2	Fitted from Engine No. FC50001E and future
134933	Dipstick assembly	A38	1	
32307	Washer, felt, on dipstick	A39	1	
105737	BREATHER PIPE ASSEMBLY	A40	1	
122783	Deflector assembly	A41	1	
HB0813	Bolt	A42	1	Fitted up to Engine No. FC50000E only
HN2008	Nut	A43	1	
WP0008	Washer, plain	A44	1	
HU0808	Screw, set		1	Fitted up to Engine No. FC50000E only
WM0083	Washer, plain		1	
WL0208	Washer, lock		1	
138380	Plug, core, closing breather pipe aperture		1	U.S.A. and Canada only
	—closed circuit breather			Up to Engine No. FC50000E only
MA0805	'Sems' setscrew		1	All models from Engine No. FC50001E and future
138132	'Y' piece and support bracket assembly		1	
137191	Washer, rubber		4	
137192	Spacer		1	
138099	Hose, rocker cover to breather extension pipe		1	U.S.A. and Canada up to Engine No. No. FC50000E only
138016	Breather pipe extension		1	
138099	Hose, breather pipe extension to 'Y' piece		1	
138116	Hose, air cleaner to 'Y' piece—L.H.		1	
138250	Hose, air cleaner to 'Y' piece—R.H.		1	
212463	Hose, rocker cover to air cleaner		1	Fitted from Engine No. FC50001E and future—All countries

Note:—Items marked thus † are available on our Factory Exchange Unit Scheme

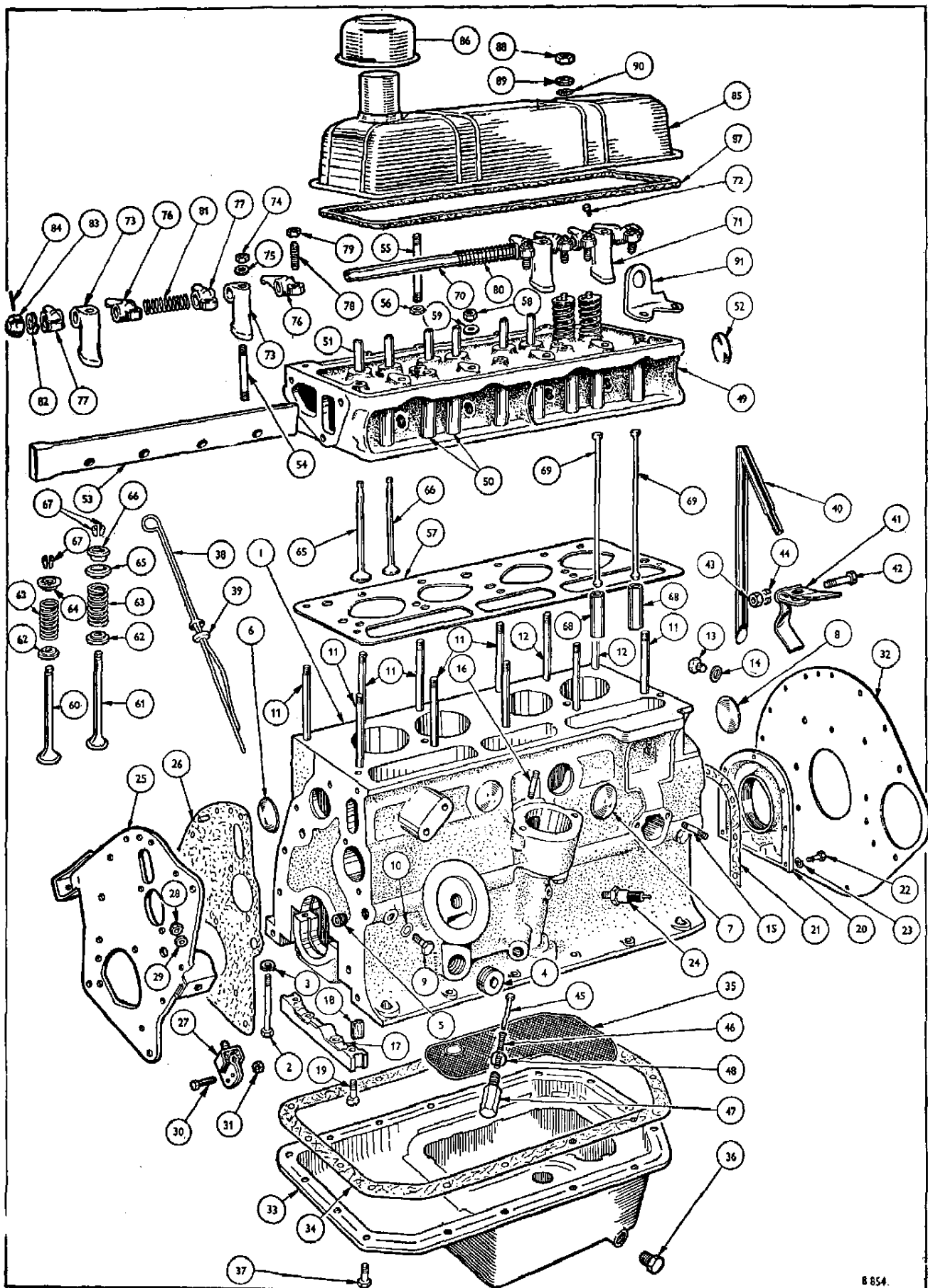


PLATE A

8 854.

SPITFIRE

ENGINE

Part No.	Description	Plate No.	No. per Unit	Remarks	
OIL PRESSURE RELIEF VALVE					
132107	Piston, oil relief valve	A45	1		
131535	Spring, piston	A46	1		
107246	Plug	A47	1		
501258	Washer	A48	1		
	} Retaining piston and spring in block				
511578	COMBUSTION HEAD ASSEMBLY (Complete with valves and springs)	High compression	A49	1	Fitted up to Engine No. FC60350E approx. only
511579		Low compression		1	Fitted up to Engine No. FC76166E only
514433		High compression		1	Fitted from Engine No. FC60351E approx. and future
514434		Low compression		1	Fitted from Engine No. FC76167E and future
511580	COMBUSTION HEAD ASSEMBLY (Less valves and springs)	High compression		1	Fitted up to Engine No. FC60350E approx. only
511581		Low compression		1	Fitted up to Engine No. FC76166E only
514435		High compression		1	Fitted from Engine No. FC60351E approx. and future
514436		Low compression		1	Fitted from Engine No. FC76167E and future
104826	Tube, sealing, push rod	A50	8		
111869	Guide, valve	A51	8		
27378	Plug, core, in rear face of head	A52	1	Fitted up to Engine No. only	
144648	Plug, core, in rear face of head		1	Fitted from Engine No. and future	
114774	Plug, screwed (Not required when heater fitted)		1		
137788	Insert, valve		A/R		
132242	seat		A/R		
101022	Screw, set		1		
500469	Washer, copper		1		
131530	Tube assembly, water delivery	A53	1	Fitted up to Engine No. FC60350E approx. (high compression) and FC76166E (low compression only)	
56712	Plug, core, rear face of head		1	Fitted from Engine No. FC60351E approx. up to Engine No. only	
144686	Plug, core, rear face of head		1	Fitted from Engine No. and future	
132495	Stud	A54	2		
105123	Rocker pedestal	A55	2		
HN2008	Nut, rocker cover studs	A56	2		
105124	Stud, manifold attachment	Outer	2		
105125		Inner	4		
207930	Gasket, between combustion head and cylinder block	A57	1		
110748	Nut	A58	11		
WM0820	Washer, plain	A59	12		
30123	Wire, lead		A/R		
	} Cylinder head to block				

Note:—Items marked thus † are available on our Factory Exchange Unit Scheme

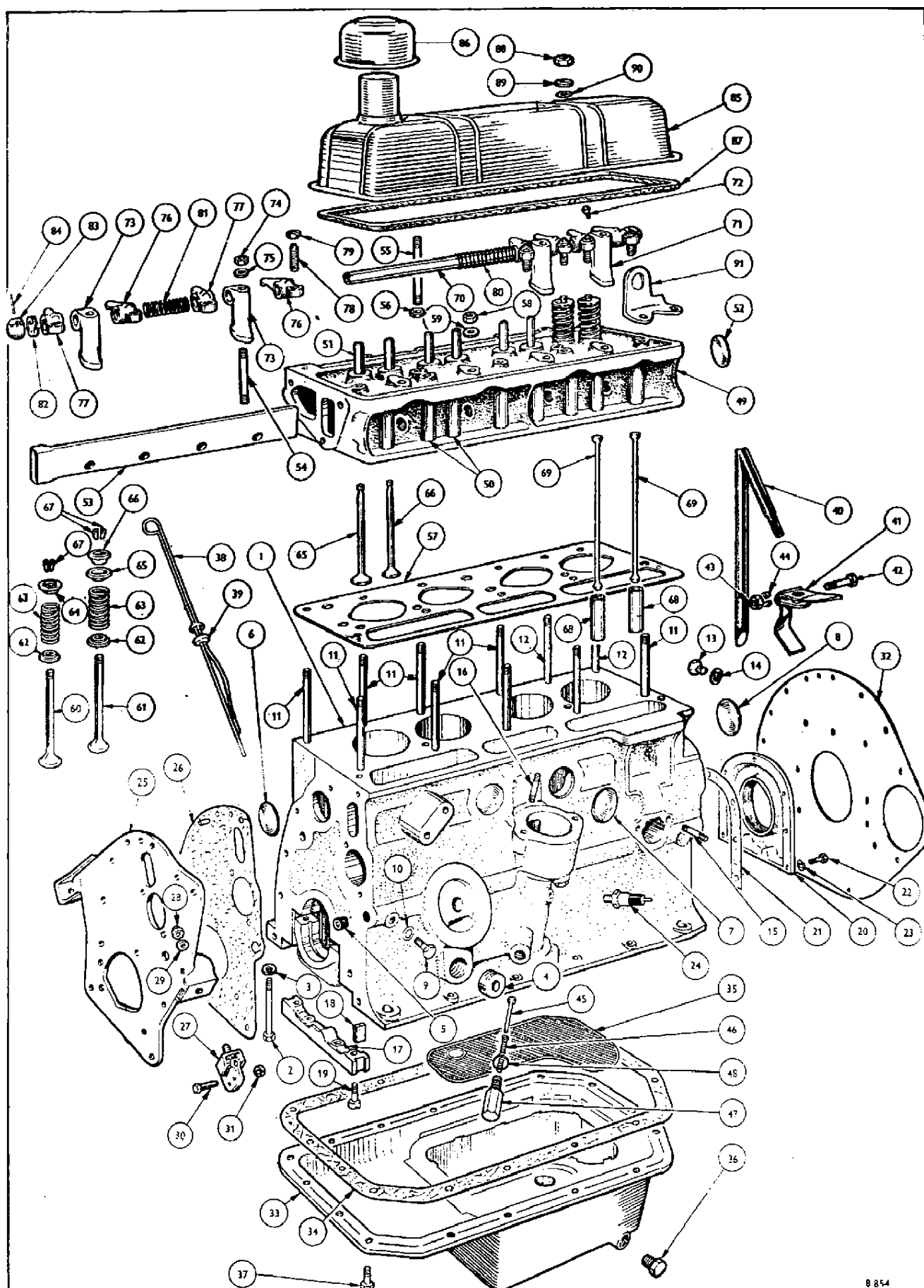


PLATE A

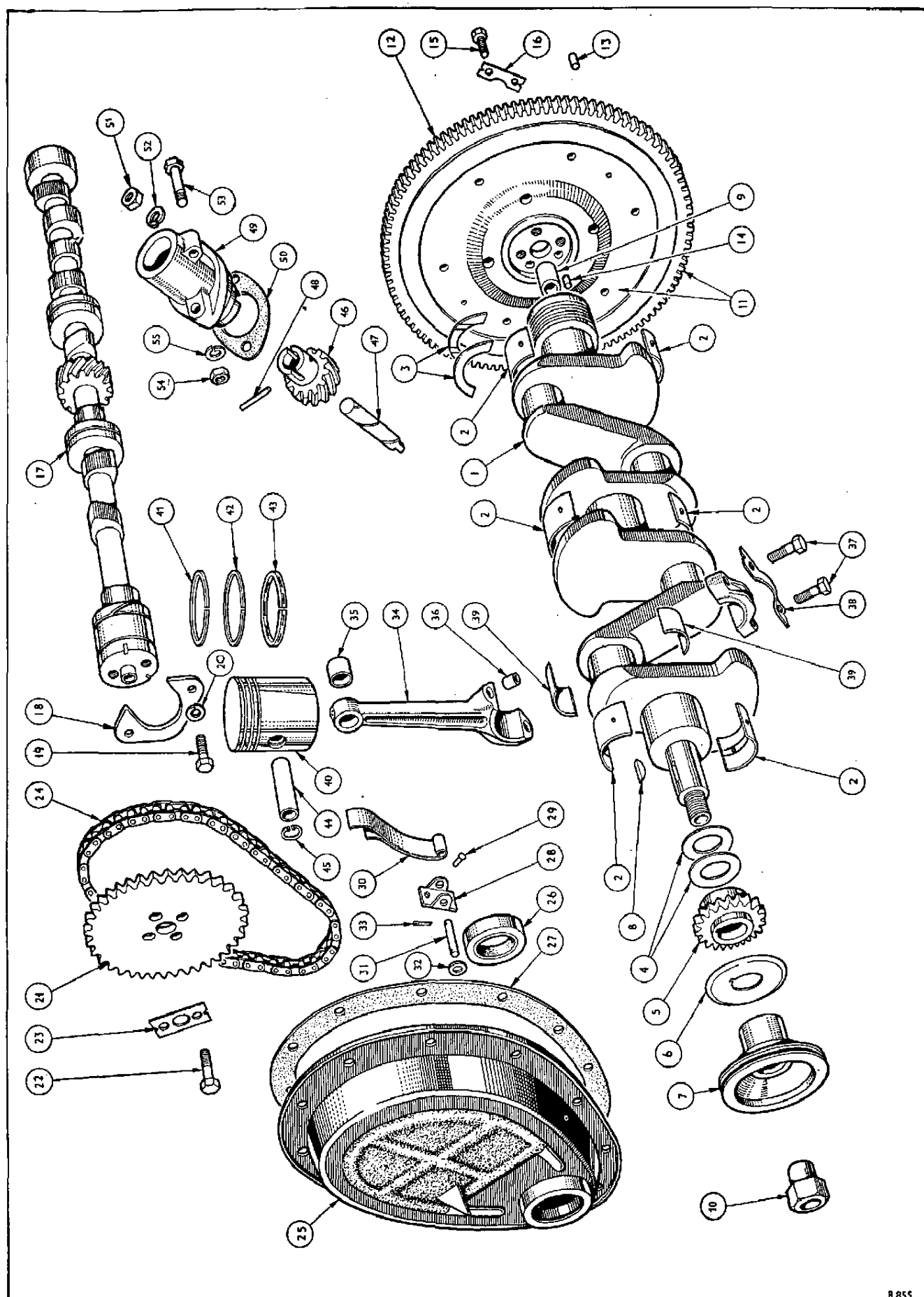
8 854

SPITFIRE

ENGINE

Part No.	Description	Plate No.	No. per Unit	Remarks
VALVES				
134464	Valve { Inlet	A60	4	
131179		A61	4	
105118	Collar, valve spring, lower	A62	8	
136487	Spring, valve	A63	8	
111870	Collar, valve spring, upper	A64	8	
106663	Cone, split	A67	8 prs.	
144343	VALVE TAPPET	A68	8	Fitted up to Engine No. FC61022E only
143552	VALVE TAPPET		8	Fitted from Engine No. FC61023E and future
104824	PUSH ROD { Low Compression	A69	8	
111874		A69	8	
104829	ROCKER SHAFT	A70	1	
104832	Pedestal, rocker, drilled	A71	1	} Alternatives
128425		A71	1	
104859	Screw { Drilled pedestal to shaft	A72	1	
500995			1	
104831	Pedestal, rocker, plain	A73	3	} Alternatives
128424		A73	3	
HN2005	Nut { Rocker pedestal to	A74	4	
WP0184		A75	4	
109023	Washer, plain { combustion head	A76	4	
109024		A77	4	
57109	Rocker { No. 1	A78	8	
57110		A79	8	
104830	Ball-pin { Fitted to rockers	A80	1	
105120		A81	2	
105322	Spring, rocker { Centre	A82	2	
104838		A83	2	
500975	Pin (Mills), securing collar	A84	2	
134654	ROCKER COVER ASSEMBLY	A85	1	
134654/CP	ROCKER COVER ASSEMBLY (CHROME) —Special order		1	Fitted up to Engine No. FC50000E only
113569	Cap, oil filler and breather assembly	A86	1	
210862	ROCKER COVER ASSEMBLY		1	U.S.A. and Canada only up to Engine No. FC50000E and all countries from Engine No. FC50001E and future
138176	Cap, oil filler assembly		1	U.S.A. and Canada up to Engine No. FC E only. For all other countries from Engine No. FC50001E and future
143393	Cap, oil filler		1	U.S.A. and Canada from Comm. No. FC70013E and future
139029	Washer, joint, cover to combustion head	A87	1	
TN3208	Nut { Rocker cover to combustion head	A88	2	
WP0008		A89	2	
WF0508		A90	2	
121216	LIFTING EYE BRACKET	A91	1	

Note:—Items marked thus † are available on our Factory Exchange Unit Scheme



ENGINE

Part No.	Description	Plate No.	No. per Unit	Remarks
305073	CRANKSHAFT	B1	1	Fitted up to Engine No. FC69120 and from FC69122E up to FC69139, from FC69144E up to FC70479E only
307164	CRANKSHAFT		1	Fitted from Engine No. FC70480E up to Engine No. 73285E and from FC73769E up to FC79641E only
307422	CRANKSHAFT		1	Fitted on Engine No. FC6912E and from FC69140E to FC69143E incl., from FC73286E to FC73768 incl. and from FC79642E and future 100% incorporation
131550	Bearing, main	B2	3 prs.	Fitted up to Engine No. FC50124E only
104820	Washer, thrust, rear bearing	B3	2	Fitted up to Engine No.
140111	Bearing, main		3 prs.	Fitted from Engine No. FC50125E and future
144781	Washer, thrust		2	Fitted from Engine No. and future
27138	Shim, crankshaft, thrust { .006" .004"	B4	A/R	
27110		B4	A/R	
100431	Wheel, chain	B5	1	
100447	Deflector, oil	B6	1	
202465	Pulley	B7	1	
105115	Key, securing pulley deflector and chain wheel	B8	1	
105143	Bush, constant pinion pilot	B9	1	
128058	Nut, crankshaft	B10	1	
THRUST WASHERS, Part No. 104820 or 144781 are obtainable + .005" oversize.				
MAIN BEARINGS are obtainable in the following undersizes: —.010", —.020", —.030". Please quote Part Number and size required when ordering.				
129460	† FLYWHEEL ASSEMBLY	B11	1	Fitted up to Engine No. FC50000E only
141675	† FLYWHEEL ASSEMBLY		1	Fitted from Engine No. FC50001E and future
201350	Gear, ring	B12	1	
DP0410	Dowel { Clutch attachment Flywheel attachment	B13	2	
127883		B14	1	
105116	Bolt } Flywheel to	B15	4	Fitted up to Engine No. FC26060E only
102076	Plate, locking } crankshaft	B16	2	
138526	Bolt, flywheel to crankshaft		4	Fitted from Engine No. FC26061E and future

Note:—Items marked thus † are available on our Factory Exchange Unit Scheme

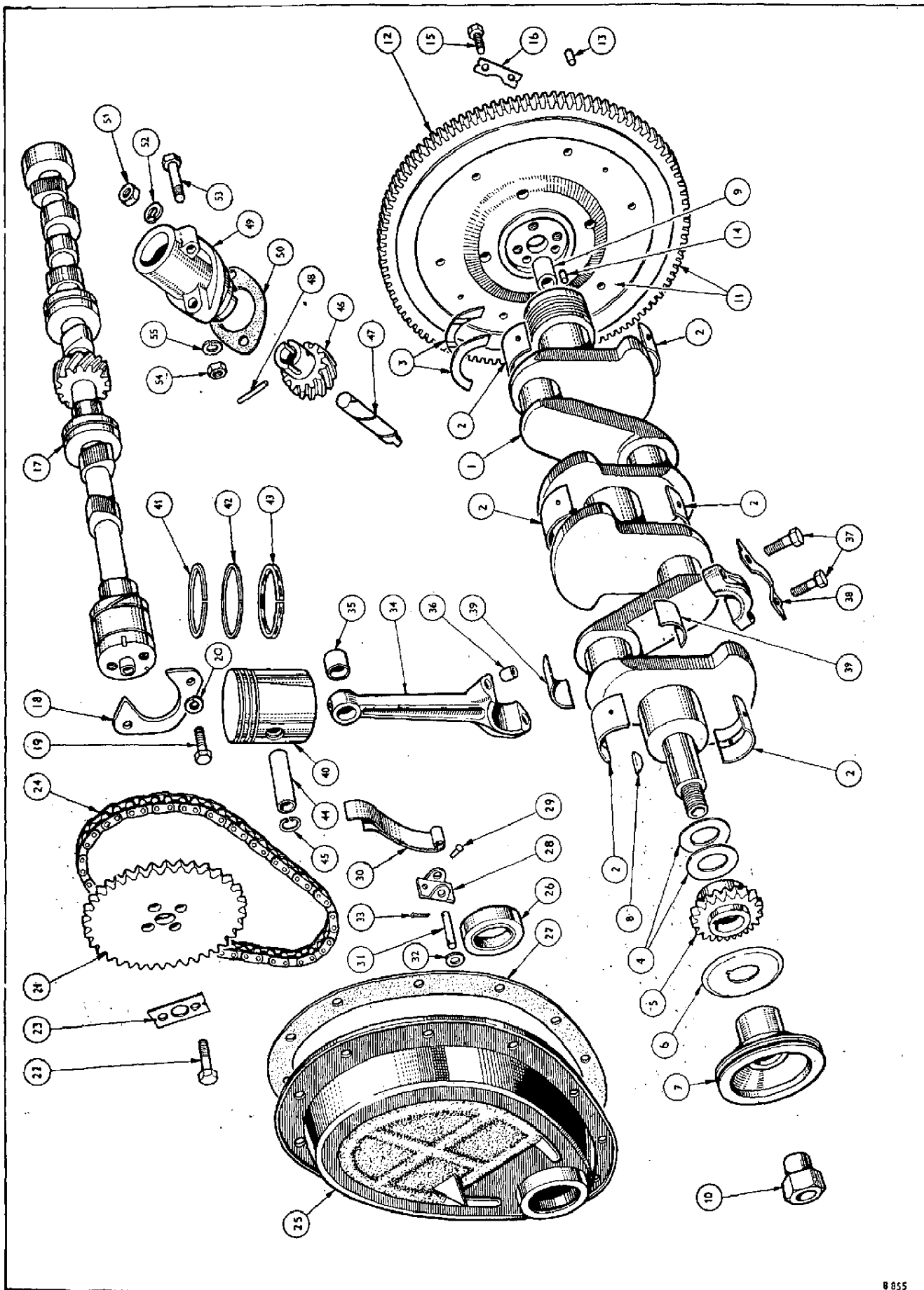


PLATE B

ENGINE

Part No.	Description	Plate No.	No. per Unit	Remarks
202931	CAMSHAFT	B17	1	Fitted up to Engine No. FC38627E only
211433	CAMSHAFT		1	Fitted from Engine No. FC38628E up to FC50000E only
212164	CAMSHAFT		1	Fitted from Engine No. FC50001E and future
142647	Bearing, camshaft, front and rear		2	} Fitted from Engine No. FC61023E and future
142648	Bearing, camshaft, intermediate		2	
105114	Plate, locating camshaft in cylinder block	B18	1	
HU0807	Screw, set	B19	2	
WL0208	Washer, lock	B20	2	
35960	Wheel, chain	B21	1	
100500	Screw, set	B22	2	
36411	Plate, locking	B23	1	
105131	Chain, timing	B24	1	
201311	TIMING COVER ASSEMBLY	B25	1	
100499	Seal, oil	B26	1	
201312	Washer, timing cover	B27	1	
PT10803	Screw, set		5	
WL0208	Washer, lock		5	
HU0807	Screw, set		6	
WL0208	Washer, lock		7	
HN2008	Nut		1	
	TIMING CHAIN TENSIONER			
43752	Plate, anchor	B28	1	
SP91B3	Rivet, anchor plate to timing cover	B29	2	
42425	Tensioner, spring	B30	1	
33214	Pin, anchoring tensioner spring	B31	1	
WP0018	Washer, plain, on anchor pin	B32	2	
PC0007	Pin, cotter, through anchor pin	B33	2	
130344	CONNECTING ROD ASSEMBLY (Less Bearing)	B34	4	Fitted up to Engine No. FC30192E only
138549	CONNECTING ROD ASSEMBLY (Less Bearing)		4	Fitted from Engine No. FC30193E up to FC71116E and from FC89950E and future
142572	CONNECTING ROD ASSEMBLY (Less Bearing)		4	Fitted from Engine No. FC71117E up to FC89949E only
119813	Bush, small end	B35	4	Fitted up to Engine No. FC71116E and from FC89950 and future
107401	Dowel, hollow	B36	8	} Fitted up to Engine No. FC30192E
104641	Bolt	B37	8	
104642	Washer, tab	B38	4	
138529	Bolt connecting rod		8	Fitted from Engine No. FC30193E and future

Note:—Items marked thus † are available on our Factory Exchange Unit Scheme

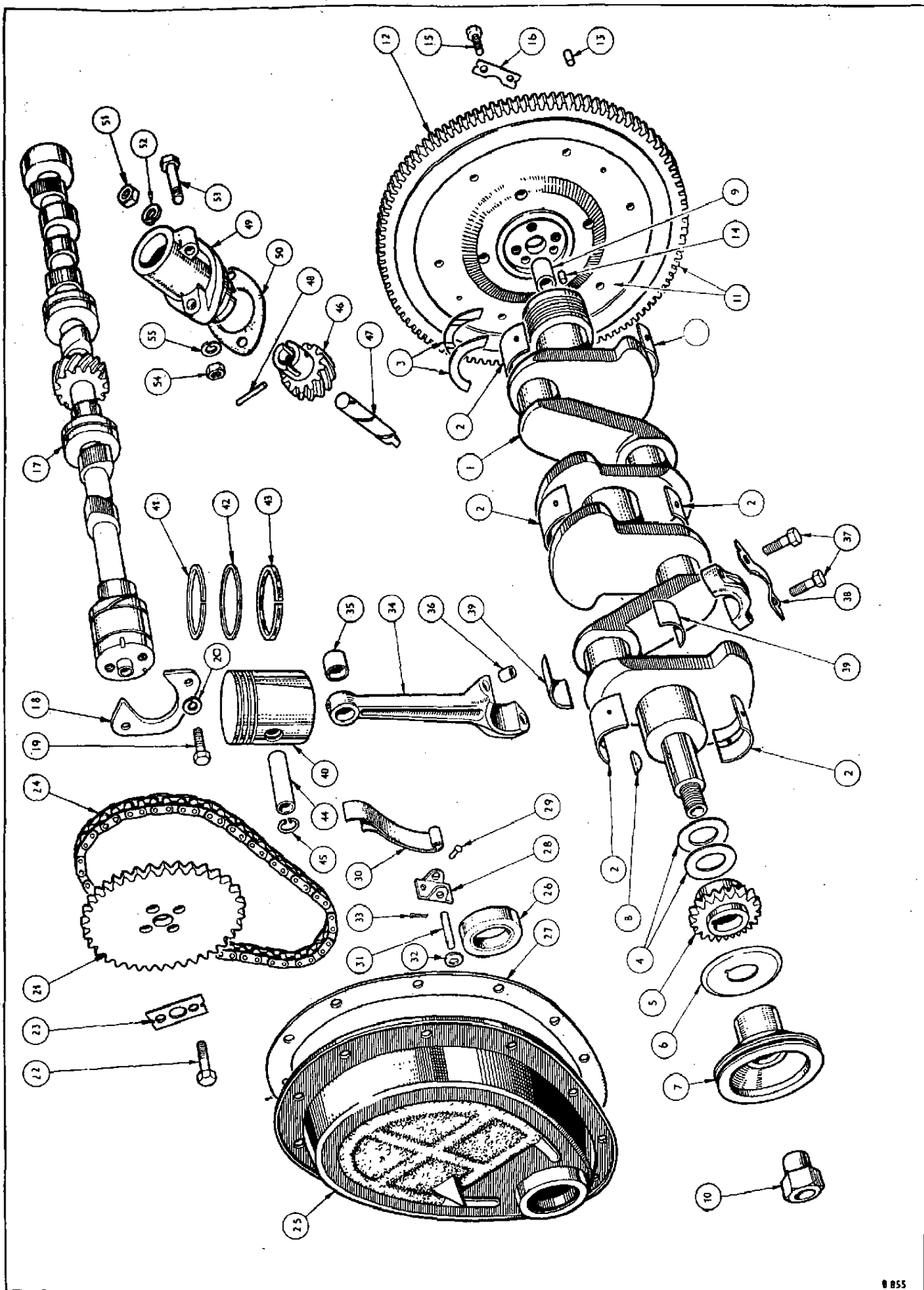


PLATE B

ENGINE

Part No.	Description	Plate No.	No. per Unit	Remarks
129681	PISTON ASSEMBLY (GRADED F, G, AND H)	B40	4	Fitted up to Engine No. FC24449 only
137206	PISTON ASSEMBLY (GRADED F, G, AND H)		4	Fitted from Engine No. FC24450
129638	Ring { Compression, chrome plated Compression, plain Scraper	B41	4	
129639		B42	4	
129640		B43	4	
129637	Pin, gudgeon	B44	4	Fitted up to Engine No. FC24449 only
137528	Pin, gudgeon		4	Fitted from Engine No. FC24450 and future
508978	Circlip, pin retaining	B45	8	

PISTONS are obtainable $\pm .020"$ oversize

PISTON RINGS are obtainable in the following oversizes: $\pm .010"$, $\pm .020"$, $\pm .030"$

Please quote Part Number and size required when ordering.

DISTRIBUTOR AND OIL PUMP DRIVE

104860	Gear, driving distributor and oil pump	B46	1	
104861	Shaft, oil pump drive	B47	1	
500974	Pin, Mills, attaching gear to shaft	B48	1	
121530	Pedestal, distributor	B49	1	
104939	Washer, joint, pedestal { .006" to cylinder block { .020"	B50	A/R	
125252		B50	A/R	
HN2008	Nut { Pedestal to	B51	2	
WL0208	Washer, lock { cylinder block	B52	2	
HB0816	Bolt	B53	1	
HN2008	Nut { Distributor to pedestal	B54	1	
WL0208	Washer, lock {	B55	1	

For details of Distributor see Electrical Section

Note:— Items marked thus † are available on our Factory Exchange Unit Scheme

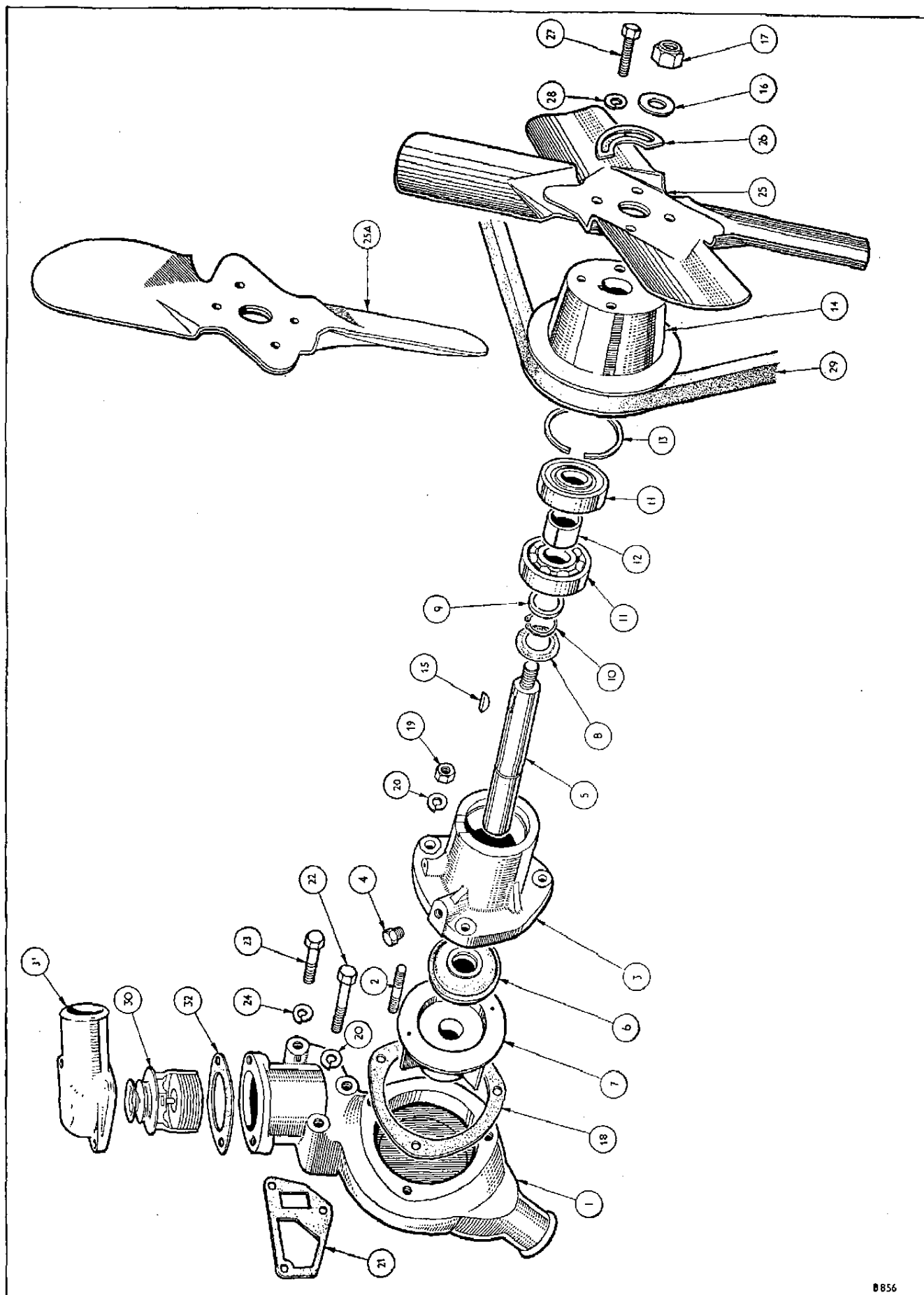


PLATE C

ENGINE

Part No.	Description	Plate No.	No. per Unit	Remarks
501066	† WATER PUMP ASSEMBLY		1	} Fitted up to Engine No. FC50000E only
509488	WATER PUMP ASSEMBLY COMPLETE (RECONDITIONED UNIT)		1	
514912	† WATER PUMP ASSEMBLY		1	Fitted from Engine No. FC50001E and future
300915	Body, water pump	C1	1	Fitted up to Engine No. FC50000E only
144297	Body, water pump		1	Fitted from Engine No. FC50001E and future
101962	Stud, bearing housing attachment	C2	3	
114774	Plug (not required when heater fitted)		1	
105760	† Housing, bearing, assembly		1	
509481	Housing, bearing, assembly (Reconditioned Unit)		1	
201316	Housing, bearing	C3	1	
122115	Plug	C4	1	
104839	Spindle	C5	1	
100858	Seal, between bearing housing and impellor	C6	1	
104840	Impellor	C7	1	
60313	Seal, bearing	C8	1	
101092	Washer, abutment	C9	1	
500047	Circlip, between seal and washer	C10	1	
100764	Bearing	C11	2	
104841	Piece, distance, between bearings	C12	1	
100851	Circlip, retaining bearings in housing	C13	1	
201329	Pulley, fan	C14	1	
KW0420	Key, Woodruff	C15	1	
WYP0181	Washer, retaining	C16	1	} Pulley to shaft
TN3208	Nut, nyloc	C17	1	
100847	Gasket, between bearing housing and pump body	C18	1	
HN2008	Nut	C19	3	} Bearing housing to pump body
WL0208	Washer, lock	C20	3	
104846	Gasket, between pump and cylinder head	C21	1	
HB0818	Bolt, { Short } Water pump		1	
HB0819	Intermediate } to	C22	1	
HB0822	Long } cylinder head	C23	1	
WL0208	Washer, lock, on bolts	C24	3	
508955	WATER PUMP REPAIR KIT		1	

Note:—Items marked thus † are available on our Factory Exchange Unit Scheme

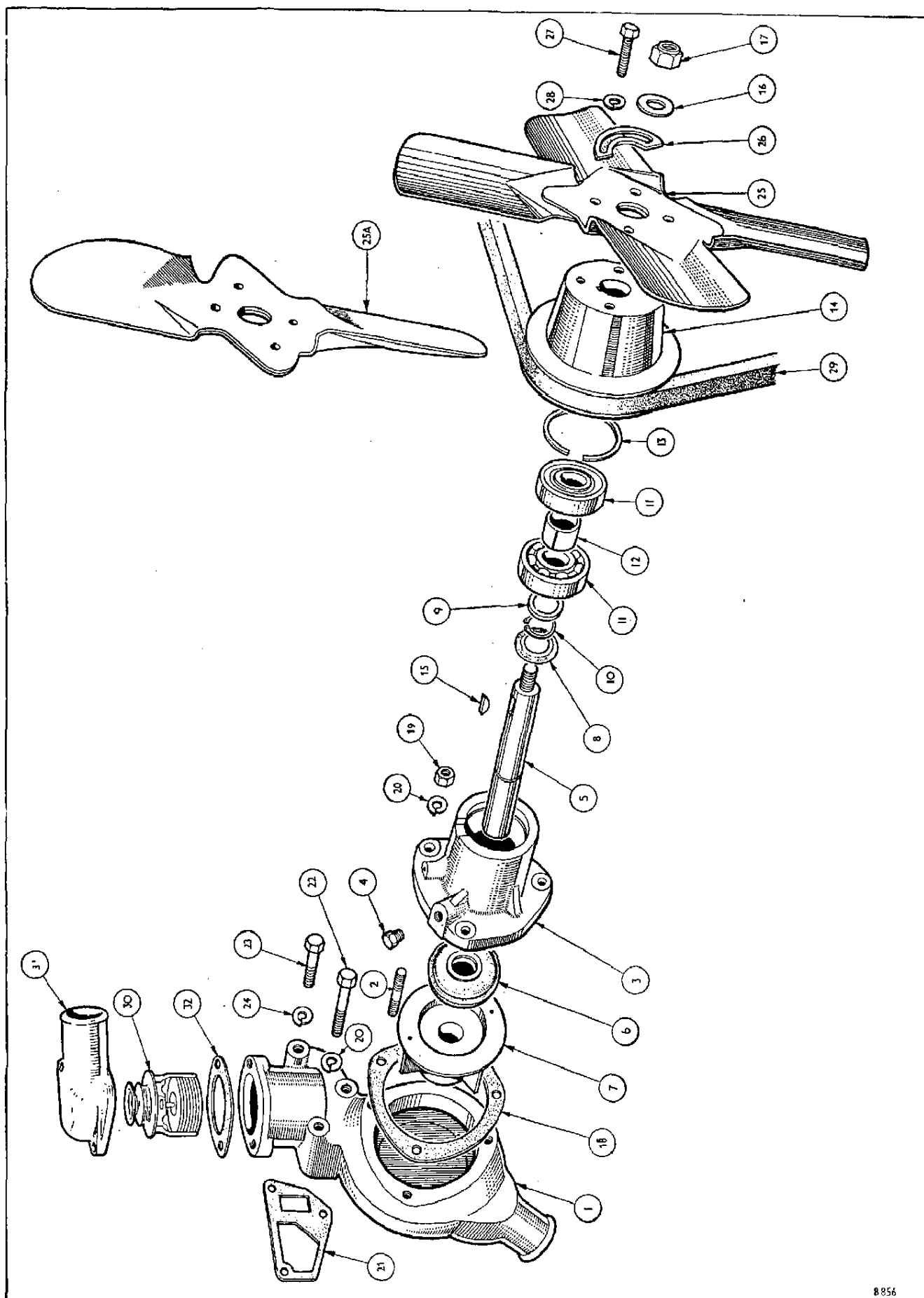


PLATE C

ENGINE

Part No.	Description	Plate No.	No. per Unit	Remarks
205678	FAN ASSEMBLY (4 BLADE) (EXPORT)	C25	1	Fitted up to Engine No. FC42922E only
214231	FAN ASSEMBLY (4 BLADE) (EXPORT)		1	Fitted from Engine No. FC42923E and future
212721	FAN ASSEMBLY (6 BLADE) (GERMANY ONLY)		1	
122752	FAN ASSEMBLY (2 BLADE) (HOME)	C25A	1	Fitted up to Engine No. FC55747E only
211985	FAN ASSEMBLY (2 BLADE) (HOME)		1	Fitted from Engine No. FC55748E and future
38665	Piece, balance, fan	C26	A/R	Fitted up to Engine No. FC42922E only Fitted from Engine No. FC42923E and future
HU0706	Screw, set	C27	4	
HU0705	Screw, set		4	
	} Fan to pulley			
WL0207	Washer, lock	C28	4	
201403	Belt, fan	C29	1	
117730	†THERMOSTAT UNIT	C30	1	
127745	†THERMOSTAT UNIT (Alternative to 117730)	C30	1	
122744	†THERMOSTAT UNIT (80°C. opening)		1	For cold climates only (Sweden, etc.) Fitted up to Engine No. FC40409 only
140970	THERMOSTAT UNIT (82°C. opening) (SWEDEN)		1	Fitted from Engine No. FC40410 and future
146431	THERMOSTAT UNIT (88°C. opening)			"Special Order only"
134682	Water elbow, over thermostat	C31	1	Fitted up to Engine No. FC68072E only
134681	Water elbow, over thermostat		1	Fitted from Engine No. FC68073E and future
57103	Gasket	C32	1	
HU0808	Screw, set		1	
WL0208	Washer, lock		2	
HB0814	Bolt		1	
61917	Grommet		1	
WL0208	Washer, lock		1	
	} Elbow to water pump			
	} Petrol pipe clip and water elbow attachment			

Note:—Items marked thus † are available on our Factory Exchange Unit Scheme

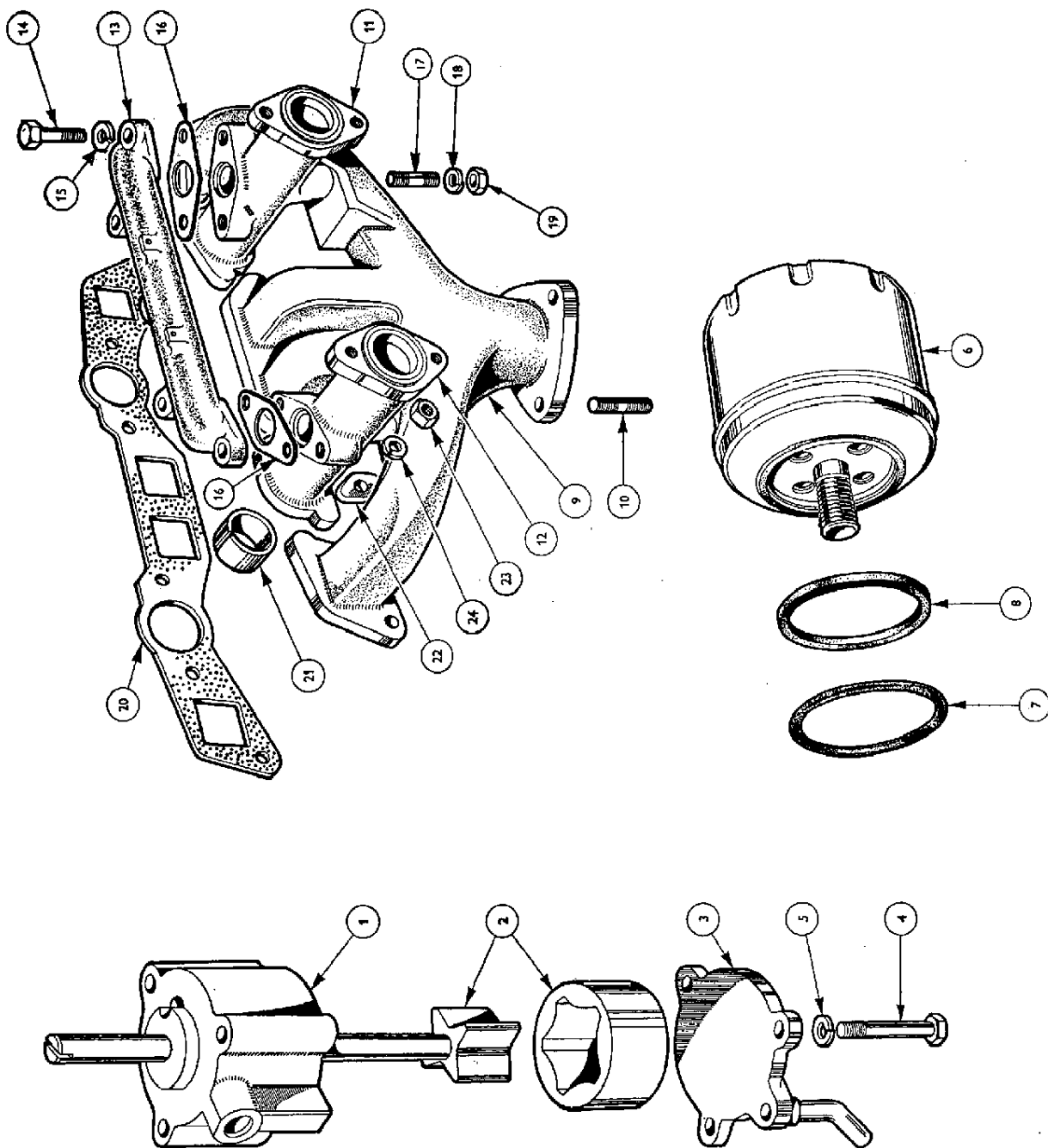


PLATE D

ENGINE

Part No.	Description	Plate No.	No. per Unit	Remarks
128921	† OIL PUMP COMPLETE		1	
510930	OIL PUMP COMPLETE (RECONDITIONED UNIT)		1	
104964	Body assembly	D1	1	
104963	Plug, core, oil pump body		1	
504863	Spindle and rotor assembly (Comprising D2 and D3)	D2	1	
133148	Cover, oil pump	D3	1	
HB0720	Bolt	D4	3	
WL0207	Washer, lock } Oil pump to cylinder block	D5	3	
128889	OIL FILTER ASSEMBLY	D6	1	
132098	Ring, 'O' (for use with A.C. Delco filter)	D7	1	
510451	Ring, sealing (for use with Purolator filter)	D8	1	
MANIFOLD DETAILS (MARK I)				Fitted up to Engine No. FC50000E only
306212	Manifold, exhaust	D9	1	
101962	Stud, exhaust pipe attachment	D10	3	
209947	Manifold, inlet { Front	D11	1	
209946		D12	1	
136830	Pipe, balance, assembly	D13	1	
HB0815	Bolt		2	Fitted up to Engine No. FC39925E only
WL0208	Washer, lock } Balance pipe and header		2	
137191	Washer, rubber } tank support bracket		4	
137192	Spacer } to inlet manifolds		2	
WP0174	Washer, plain		2	
HB0814	Bolt		2	
WL0208	Washer, lock } Balance pipe to inlet manifold		2	
HB0813	Bolt	D14	2	Fitted from Engine No. FC39926E up to FC50000E only
WL0208	Washer, lock } Balance pipe to inlet manifold	D15	2	
136831	Gasket	D16	2	
56243	Stud	D17	2	
WL0209	Washer, lock } Inlet to exhaust manifold	D18	2	
HN2009	Nut	D19	2	
118518	Gasket, manifold	D20	1	
112971	Sleeve, locating, manifold to head	D21	2	
58258	Clamp	D22	4	
100498	Nut	D23	6	
WL0209	Washer, lock } Manifold attachment	D24	6	

Note. For Mark II Manifold Details see page 12.

Note:—Items marked thus † are available on our Factory Exchange Unit Scheme

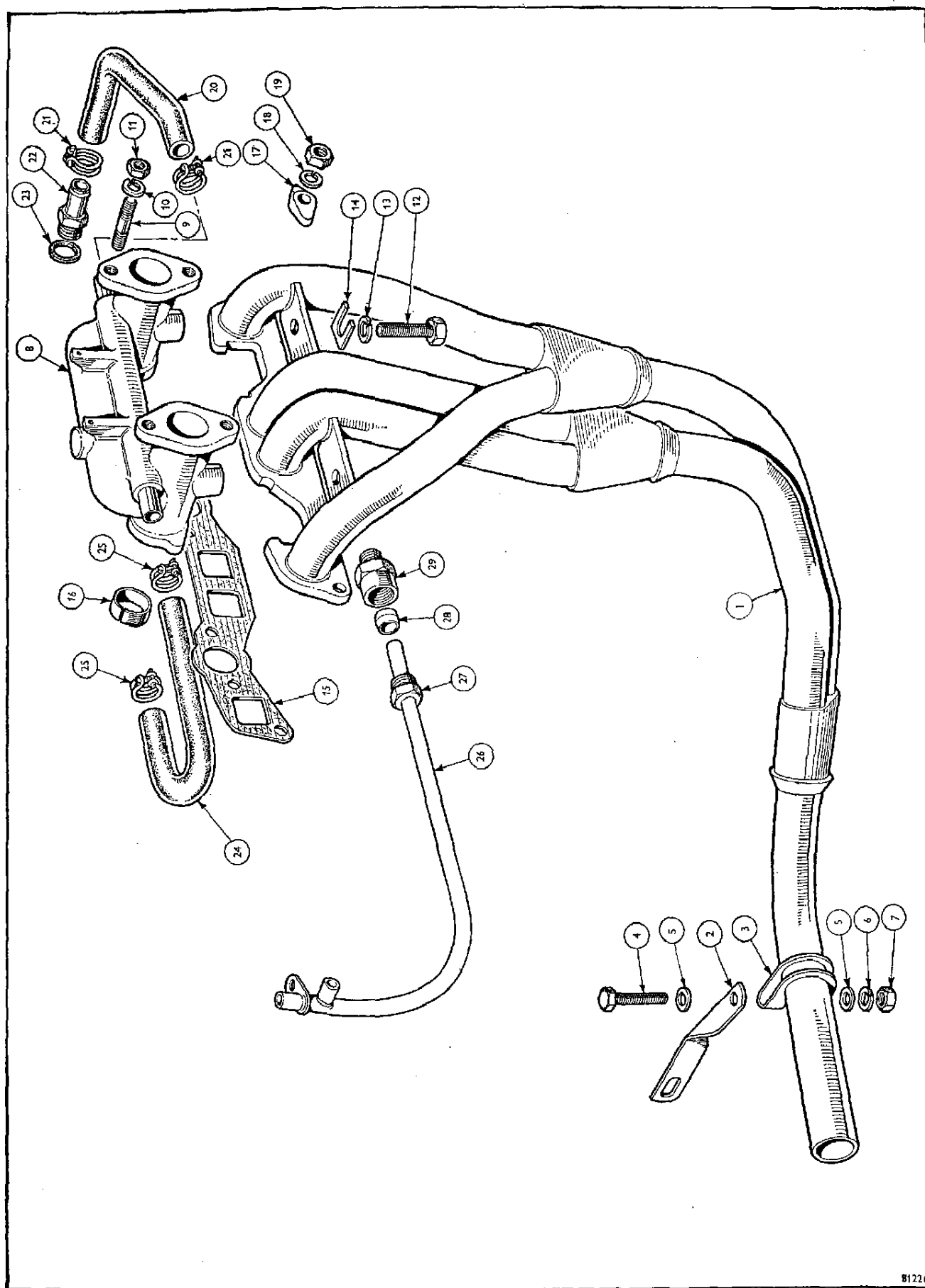


PLATE DS

ENGINE

Part No.	Description	Plate No.	No. per Unit	Remarks
MANIFOLD DETAILS (MARK II)				Fitted from Engine No. FC50001 and future
307270	Manifold, exhaust (Combining Front Exhaust Pipe)	DS1	1	
143521	Bracket, support, exhaust manifold—For fixings see gearbox extension to gearbox attachment details	DS2	1	Fitted from Engine No. FC52406E and future
59026	Clip, exhaust manifold to bracket	DS3	1	
HB0819	Bolt	DS4	1	
WP0107	Washer, plain	DS5	2	
WL0208	Washer, lock	DS6	1	
HN2008	Nut	DS7	1	U.S.A. and Canada only. Fitted from Comm. FC70013 and future
307265	Manifold, inlet	DS8	1	
144072	Manifold, inlet		1	
107530	Stud, carburettor to manifold	DS29	4	
WL0209	Washer, lock	DS10	4	
HN2009	Nut	DS11	4	
HU0957	Setscrew	DS12	2	
WL0209	Washer, lock	DS13	2	
143017	Shim	DS14	A/R	
118518	Gasket, manifold	DS15	1	
112971	Sleeve, locating, manifold to head	DS16	2	
58158	Clamp	DS17	4	
WL0209	Washer, lock	DS18	6	
100498	Nut	DS19	6	
137876	Hose, water, between water pump and inlet manifold	DS20	1	Alternative to 123495
123495	Hose, water, between water pump and inlet manifold		1	Alternative to 137876
CS4012	Clip, hose attachment	DS21	2	
138530	Adaptor, hose, fitted in water pump body	DS22	1	
WF0524	Washer, fibre, on adaptor	DS23	1	
612160	Hose, water, inlet manifold to return pipe	DS24	1	
CS4012	Clip, hose attachment	DS25	2	
209776	Pipe assembly, water return		1	Not required when Heater fitted
212416	Pipe, branched, assembly, heater water return	DS26	1	Only required when Heater is fitted
101302	Nut	DS27	1	
TL0011	Sleeve	DS28	1	
101343	Adaptor, pipe, fitted in water pump body	DS29	1	
138530	Adaptor, hose, inlet manifold		1	U.S.A. and Canada. Fitted from Commission No. FC70013 and future
WF0524	Washer, fibre, on adaptor		1	
143314	Hose, manifold adaptor to emission control valve		1	
CS4012	Clip, hose attachment		2	
143407	Valve, emission control		1	
143477	Bracket, support, emission control valve (fitted to cylinder head)		1	
HU0707	Setscrew		1	
TN3207	Nut		1	
143314	Hose, control valve to rocker cover		1	
CS4012	Clip, hose attachment		2	

Note:—Items marked thus † are available on our Factory Exchange Unit Scheme

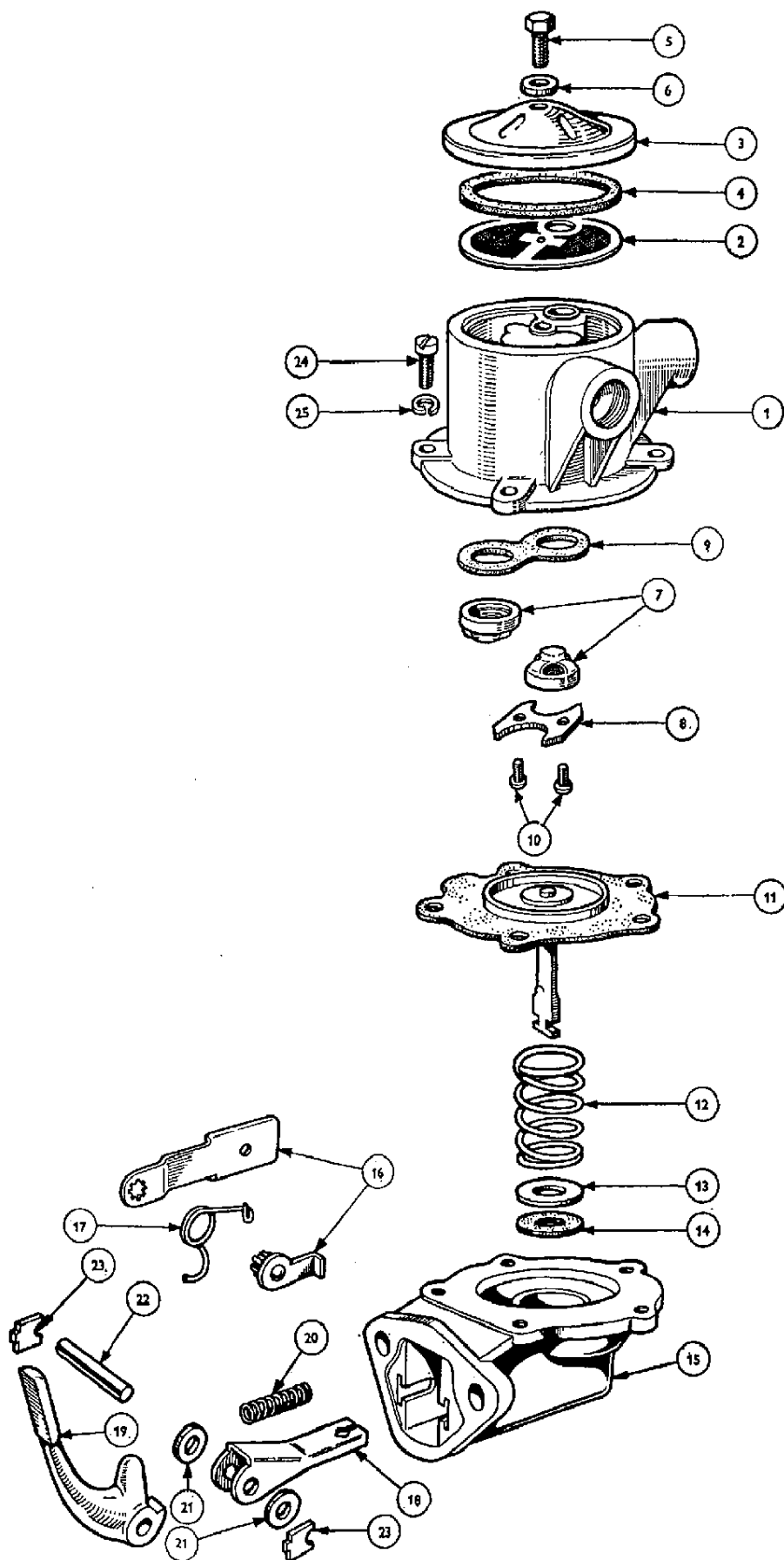
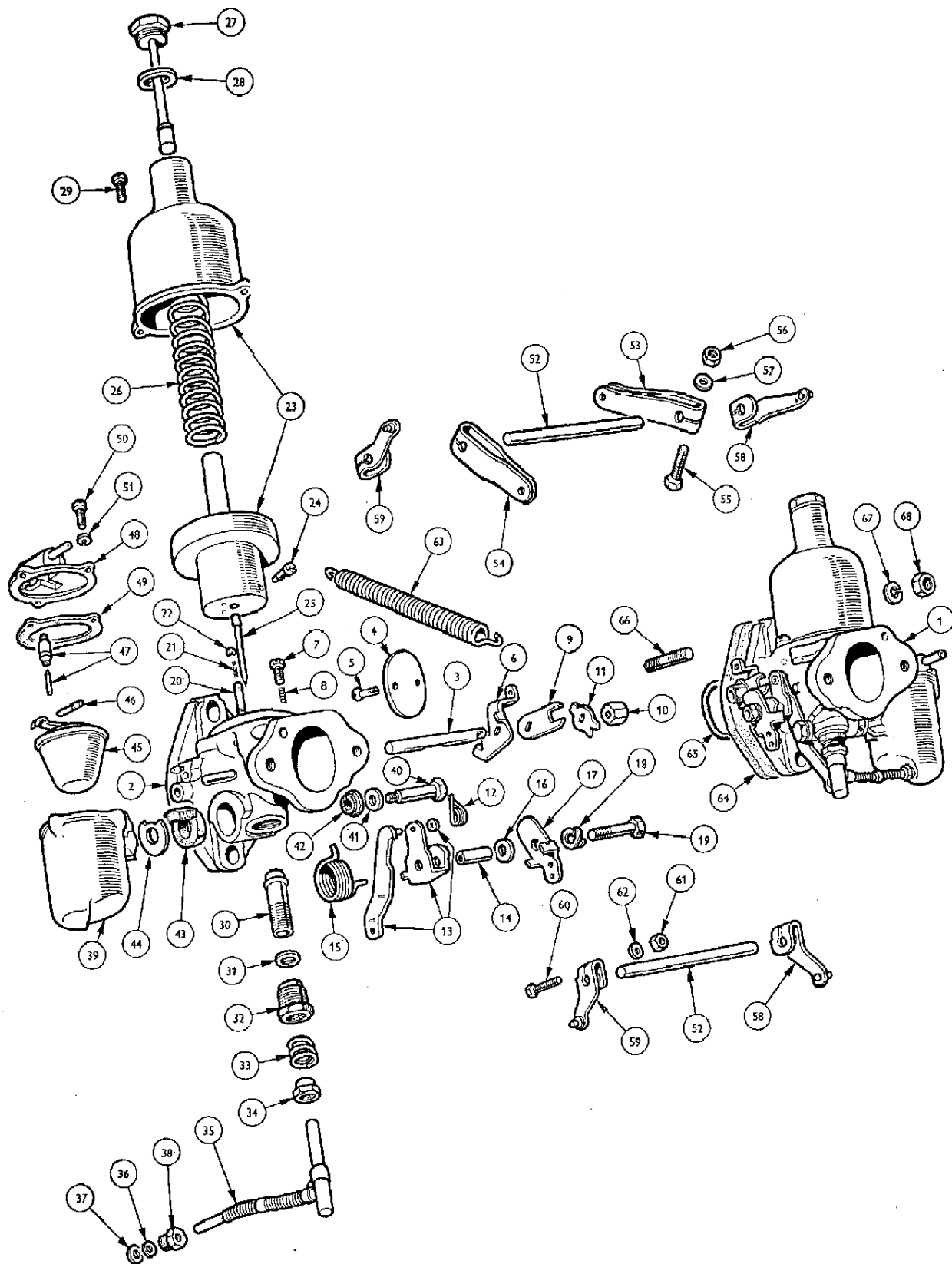


PLATE E

ENGINE

Part No.	Description	Plate No.	No. per Unit	Remarks
208493	†PETROL PUMP COMPLETE		1	
505543	Head, filter cover	E1	1	
52469	Gauze, filter	E2	1	
52467	Cover, filter	E3	1	
505237	Gasket, between cover and filter head	E4	1	
52490	Screw	E5	1	
52472	Gasket	E6	1	
505239	Valve assembly	E7	2	
505240	Retainer, valve	E8	1	
505241	Gasket	E9	1	
59660	Screw	E10	2	
500292	Diaphragm assembly	E11	1	
501128	Spring, diaphragm	E12	1	
502249	Washer, spring seating	E13	1	
502248	Washer, sealing, between seating washer and body	E14	1	
510650	Body and primer assembly	E15	1	
510651	Priming handle set	E16	1	
502245	Spring, priming lever	E17	1	
500293	Link, between diaphragm shaft and rocker arm	E18	1	
507153	Arm, rocker	E19	1	
52493	Spring, between rocker arm and body	E20	1	
57355	Washer, link	E21	2	
507158	Pin	E22	1	
507159	Retainer	E23	2	
52489	Screw	E24	5	
57361	Washer, lock	E25	5	
100529	Washer, joint, between pump and cylinder block		1	
104359	Nut, pump attachment, hand primer side		1	
HN2008	Nut		1	
WLO208	Washer, lock		2	
305946	Pipe assembly, pump to front carburettor		1	
60176	Nut, tubing		1	
102729	Sleeve		1	
114092	Bracket, support, pipe to water pump body		1	
61917	Grommet, in support bracket		1	
115783	Connection, petrol pipe to front carburettor		1	

Note:—Items marked thus † are available on our Factory Exchange Unit Scheme



ENGINE

Part No.	Description	Plate No.	No. per Unit	Remarks
510161	† CARBURETTOR ASSEMBLY	F1	1	
510162			1	
Not Serviced	Body assembly, carburettor	F2	1	
			1	
511705	Spindle , throttle	F3	2	
511706	Disc , throttle	F4	2	
108349	Screw , securing disc in spindle	F5	4	
511707	Lever , throttle return	F6	1	
511708			1	
511726	Screw , stop	F7	4	
108355	Spring , locking screw	F8	4	
511709	Lever (Lost motion)	F9	2	
511710	Nut	F10	2	
511711			2	
511720	Washer , tab	F11	2	
511721	Spring , return, cam lever	F12	1	
511715			1	
511714	Lever , pick-up and link assembly	F13	1	
511724			1	
511717	Tube , for pivot bolt	F14	2	
511716	Spring , return	F15	1	
511722			1	
511718	Washer , distance, on distance tube	F16	2	
511719	Lever , cam	F17	1	
511725			1	
511723	Washer , spring	F18	2	
511713			2	
108341	Bolt , pivot	F19	2	
508007	Pin , piston lift	F20	2	
	Spring , piston lift pin	F21	2	
	Circlip , retaining spring on pin	F22	2	
511733	SUCTION CHAMBER AND PISTON ASSEMBLY	F23	2	
503959	Screw , locking needle in piston	F24	2	
511902	Needle , jet	F25	2	
108301	Spring , piston (red)	F26	2	
516089	Damper assembly	F27	2	
110679	Washer , under damper	F28	2	
508017	Screw , securing suction chamber to body	F29	4	
511727	Bearing , jet	F30	2	
511729	Washer	F31	2	
503969			2	
511730	Screw in body	F32	2	
511728	Spring , locking jet	F33	2	
	Screw , jet adjusting	F34	2	
511732	JET AND FLEXIBLE PIPE ASSEMBLY	F35	1	
511731			1	
511771	Washer , rubber	F36	2	
511772	Washer , brass	F37	2	
511773			2	
511712	Nut	F38	2	
	Screw , jet and flexible pipe to pick-up lever		2	

Note:—Items marked thus † are available on our Factory Exchange Unit Scheme

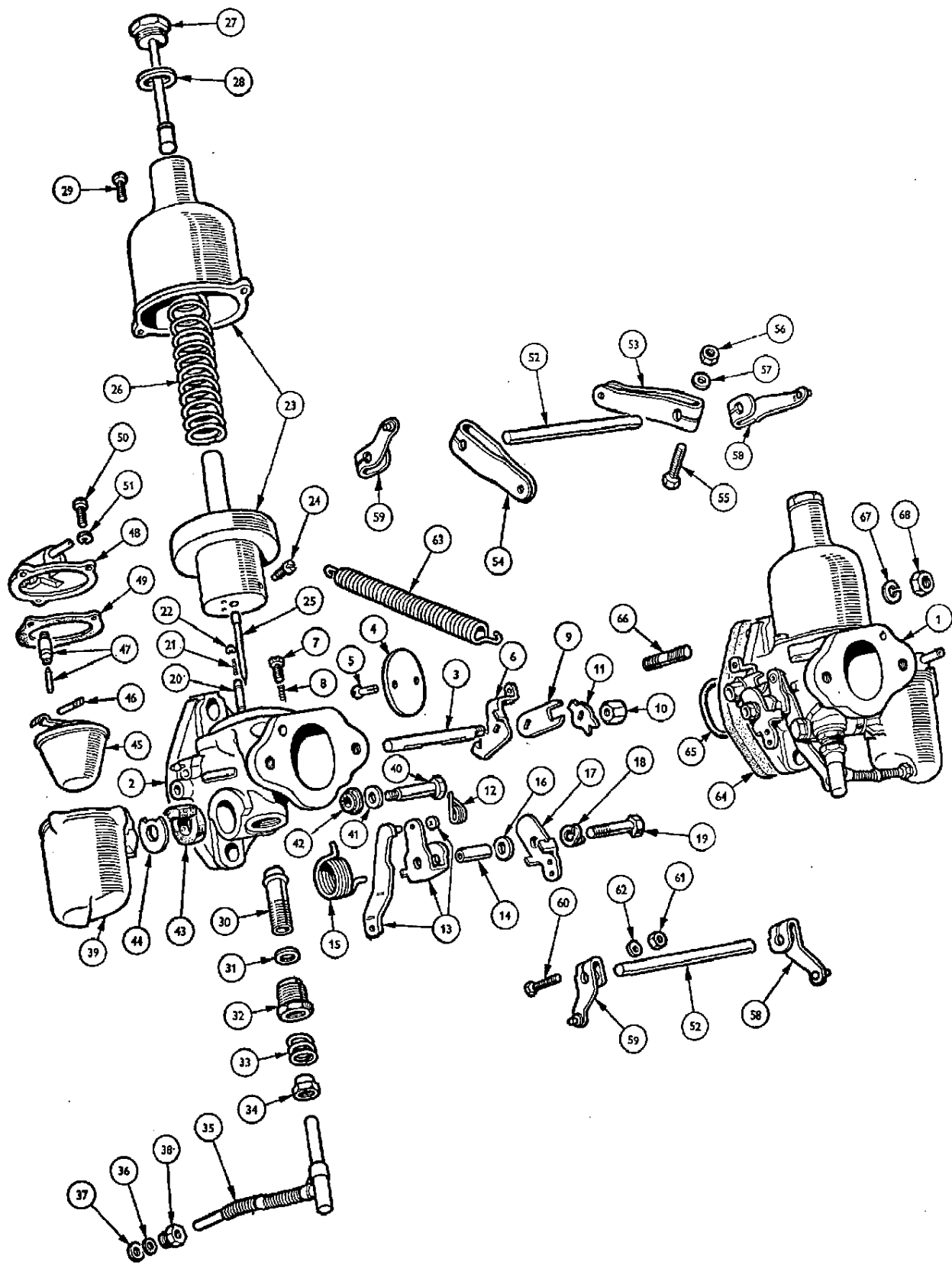
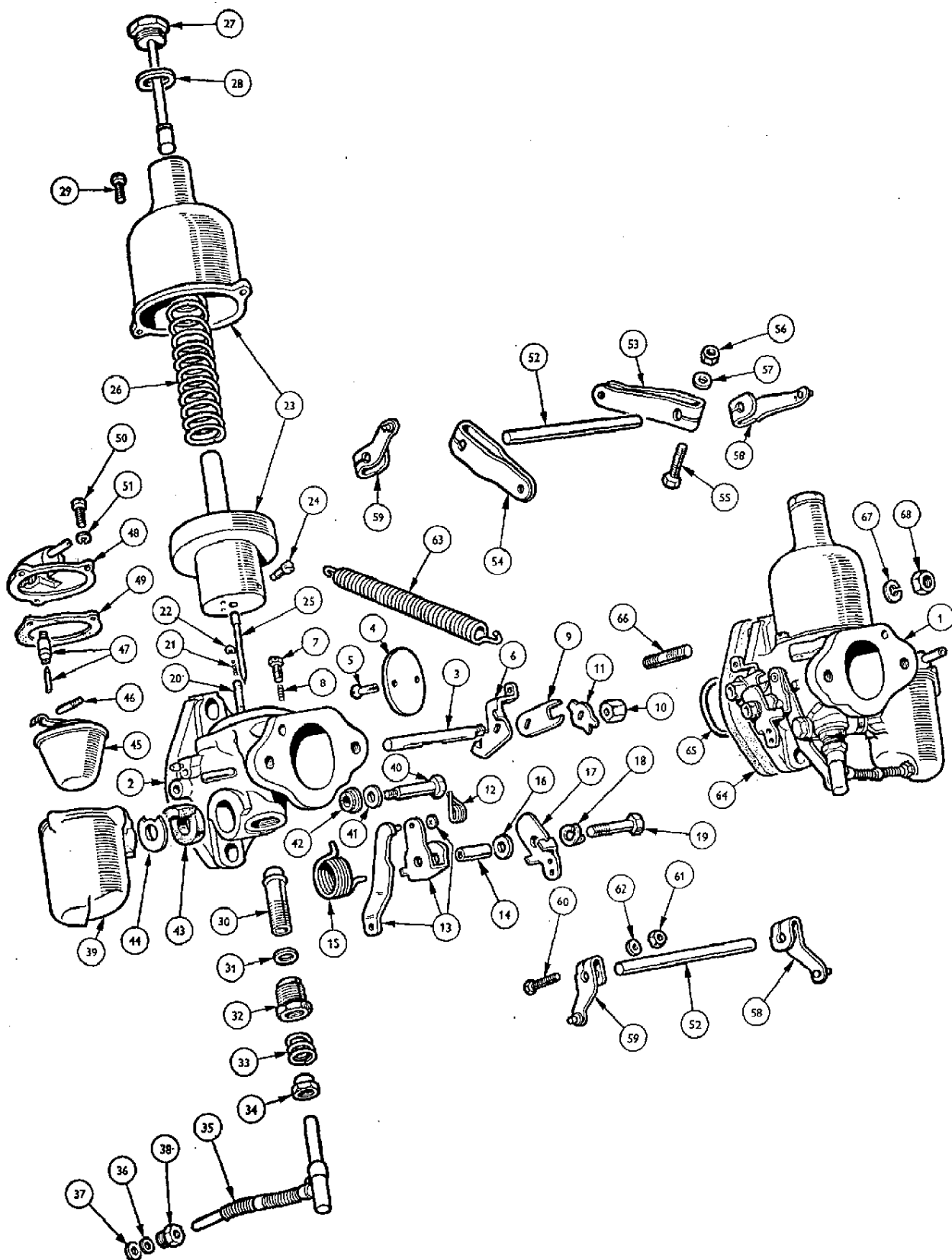


PLATE F

ENGINE

Part No.	Description	Plate No.	No. per Unit	Remarks
CARBURETTOR ASSEMBLY (continued)				
511737	FLOAT CHAMBER	F39	2	
511741	Bolt , float chamber to body	F40	2	
511744	Washer , steel, under bolt head	F41	2	
511743	Mounting , rubber, between steel washer and body	F42	2	
511739	Grommet , rubber, between { Front carburettor		1	
511740	float chamber and body { Rear carburettor	F43	1	
511745	Washer , support, between float chamber and body	F44	2	
511742	Float and lever assembly (Flat lever type)	F45	2	Alternative to 512633, must be used with 509102
512633	Float and lever assembly (Cranked lever type)		2	Alternative to 511742, must be used with 512632
108334	Pin , hinge	F46	2	
509102	Needle and seat assembly (Metal)	F47	2	Alternative to 512632, must be used with 511742
512632	Needle and seat assembly (Delrin)		2	Alternative to 509102, must be used with 512633
511736	Lid , float chamber assembly { Front carburettor		1	
511735	{ Rear carburettor	F48	1	
511738	Gasket }	F49	2	
108302	Screw } Lid to float chamber	F50	6	
503796	Washer }	F51	6	
LINKAGE DETAILS				
511747	Rod , connecting	F52	2	
511746	Lever , throttle	F53	1	
511748	Lever , throttle, stop	F54	1	
108350	Bolt }	F55	2	
108325	Nut } Attaching levers to	F56	2	
509108	Washer } connecting rod	F57	2	
511749	Lever assembly , lost motion { R.H.	F57	2	
511750	{ L.H.	F59	2	
108350	Bolt }	F60	2	
108325	Nut } Lost motion levers to	F61	2	
509108	Washer } connecting rod	F62	2	
136835	Spring , throttle return	F63	2	
137274	Extension , throttle lever		1	Fitted up to Engine No. FC50000E
142498	Extension , throttle lever		1	Fitted from Engine No. FC50001E and future
HU0704	Setscrew }		1	
HN2007	Nut } Securing throttle lever extension		1	
WLO207	Washer , lock }		1	
CARBURETTOR ATTACHMENT AND FUEL PIPE DETAILS				
134936	Washer , joint	F64	2	
107530	Stud }	F66	4	
WLO209	Washer , lock }	F67	4	
HN2009	Nut }	F68	4	

Note:—Items marked thus † are available on our Factory Exchange Unit Scheme



B 858

ENGINE

Part No.	Description	Plate No.	No. per Unit	Remarks
CARBURETTOR ATTACHMENT AND FUEL PIPE DETAILS <i>(continued)</i>				
305946	Pipe assembly, fuel pump to front carburettor		1	
60176	Nut, tubing		1	
102729	Sleeve, tubing		1	
114092	Bracket, support pipe to water pump body		1	
61917	Grommet, fitted in support bracket		1	
134857	Bracket, support, fuel pipe, fitted on air cleaner bolt		1	
61917	Grommet, fitted in bracket		1	
115783	Connection, fuel pipe to front carburettor		1	
134856	Elbow, rubber		2	
134855	Pipe, fuel		1	
209778	Pipe, suction, carburettor to distributor		1	
128262	Sleeve, rubber		1	
128262			1	
145746	Stay, support, carburettor front		1	
145747	Stay, support, carburettor rear		1	
WM0083	Piece, distance		1	
HU0808	Screw, set		1	
WP0009	Washer, plain		2	
WL0208	Washer, lock		1	
				Belgium and Special Orders
134801	AIR CLEANER ASSEMBLY Normal		2	Fitted up to Engine No. FC40531E
141709	AIR CLEANER ASSEMBLY —Normal—Paper Element		2	Fitted from Engine No. FC40532 up to Engine No. FC50000E only
130415	Washer, joint		4	
HB0867	Bolt		4	
WL0208	Washer, lock		4	
138892	Clip, securing suction pipe		3	
138117	AIR CLEANER ASSEMBLY U.S.A. and Canada only (Closed Circuit Breather)		2	Fitted up to Engine No. FC34889E
141710	AIR CLEANER ASSEMBLY Paper Element—U.S.A. and Canada only (Closed Circuit Breather)		2	Fitted from Engine No. FC34890E to Engine No. FC50000E only
130415	Washer, joint		2	
HB0867	Bolt		2	
HB0869	Bolt		2	
WL0208	Washer, lock		4	
212149	AIR CLEANER AND SILENCER ASSEMBLY		1	
212147	Cover assembly, front		1	
141648	Strip, sealing, air cleaner cover		1	
142472	Plate assembly, back		1	
141709	Element, air cleaner		2	
HU0704	Setscrew		1	
WL0207	Washer, lock		1	
WP0007	Washer, plain		1	
130415	Washer, joint, carburettor		4	
HB0867	Bolt		4	
WL0208	Washer, lock		4	
212463	Hose, rocker cover to air cleaner		1	
				U.S.A. and Canada from Engine No. FC50001E up to FC70012 only. All other countries from FC50001 and future

Note:—Items marked thus † are available on our Factory Exchange Unit Scheme

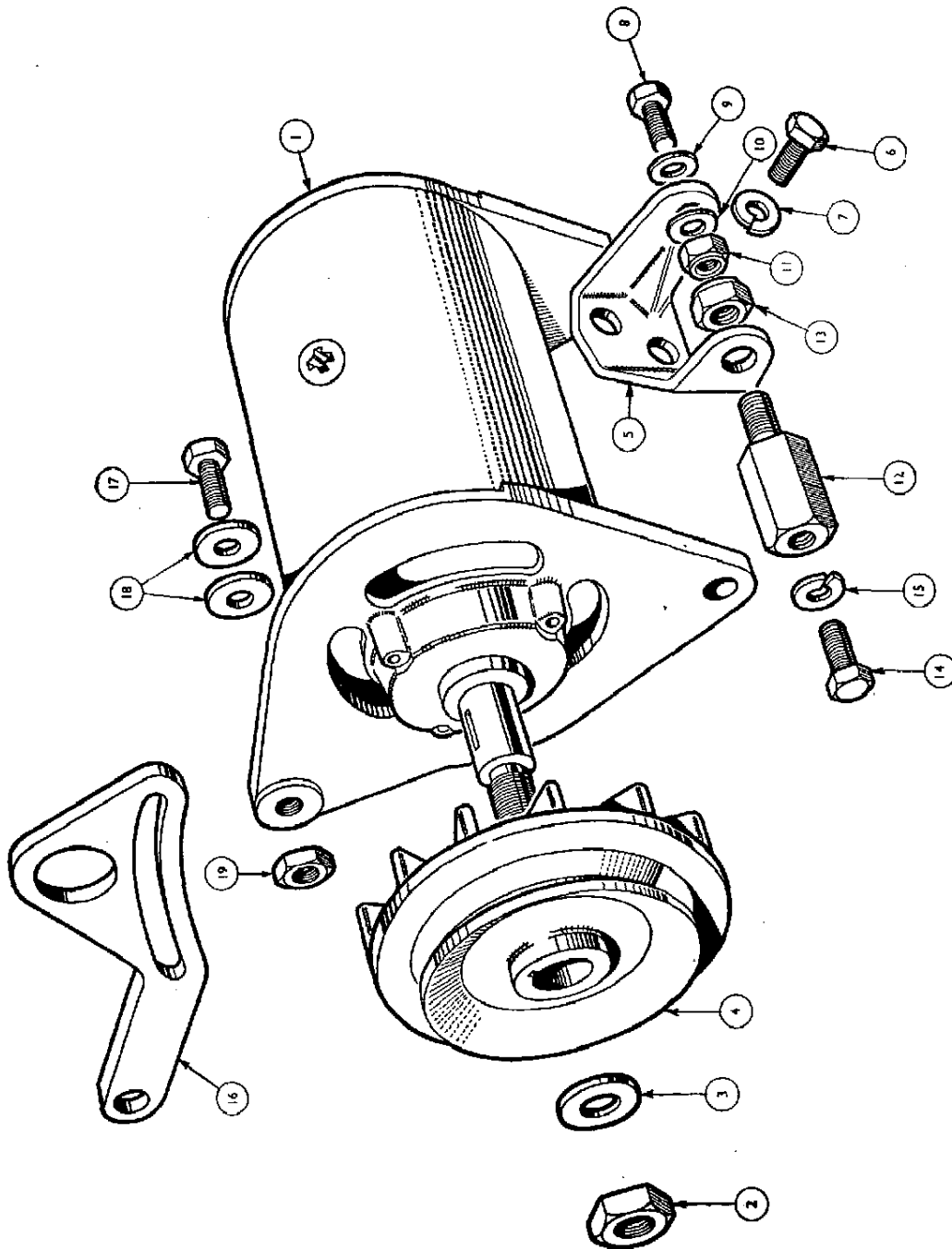


PLATE H

ENGINE

Part No.	Description	Plate No.	No. per Unit	Remarks
141709	AIR CLEANER ASSEMBLY		2	} U.S.A. and Canada only. } Fitted from Engine Commission } No. FC70013 and future
130415	Washer, joint		2	
HB0867	Bolt		4	
WL0208	Washer, lock		4	
	} Air cleaner attachment			
	DYNAMO MOUNTING			
	Dynamo (comprising items 1, 2, 3)			
	For details see Electrical Section			
104897	Pulley, dynamo	H4	1	
102986	Fan assembly, dynamo pulley		1	
104890	Bracket, dynamo	H5	1	
137622	Bracket, reinforcing dynamo bracket		1	
HU0806	Screw, set	H6	2	} Dynamo bracket to } cylinder block
WL0208	Washer, lock	H7	2	
HB0810	Bolt	H8	1	
WP0008	Washer, plain	H9	A/R	} Dynamo to } mounting bracket
WP0133	Washer, plain	H10	A/R	
TN3208	Nut, Nyloc, thin	H11	1	
104902	Pedestal, dynamo	H12	1	
TN3211	Nut, nyloc	H13	1	
59115	Bolt	H14	1	} Pedestal attachment
WL0208	Washer, lock	H15	1	
121215	Link, dynamo adjusting, and lifting eye	H16	1	
HU0857	Screw, set	H17	1	} Dynamo to adjusting link
WP0017	Washer, plain	H18	2	
JN2158	Nut, jam	H19	1	
	IGNITION			
125046	Plug, sparking		4	
511547	Coil and ignition lead kit		1	
104299	Sleeve, Hellerman, on coil lead		1	

Note:—Items marked thus † are available on our Factory Exchange Unit Scheme

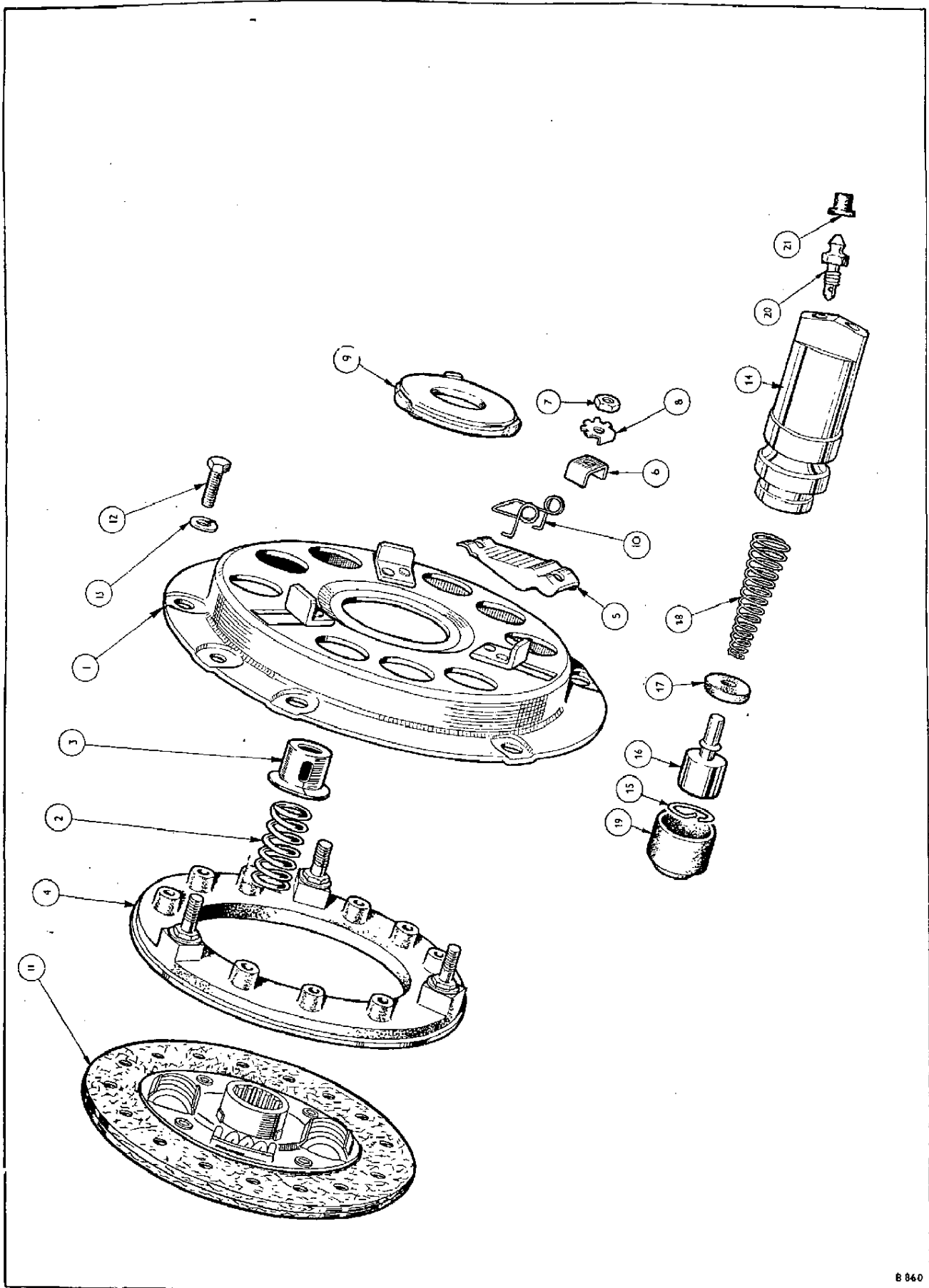


PLATE J

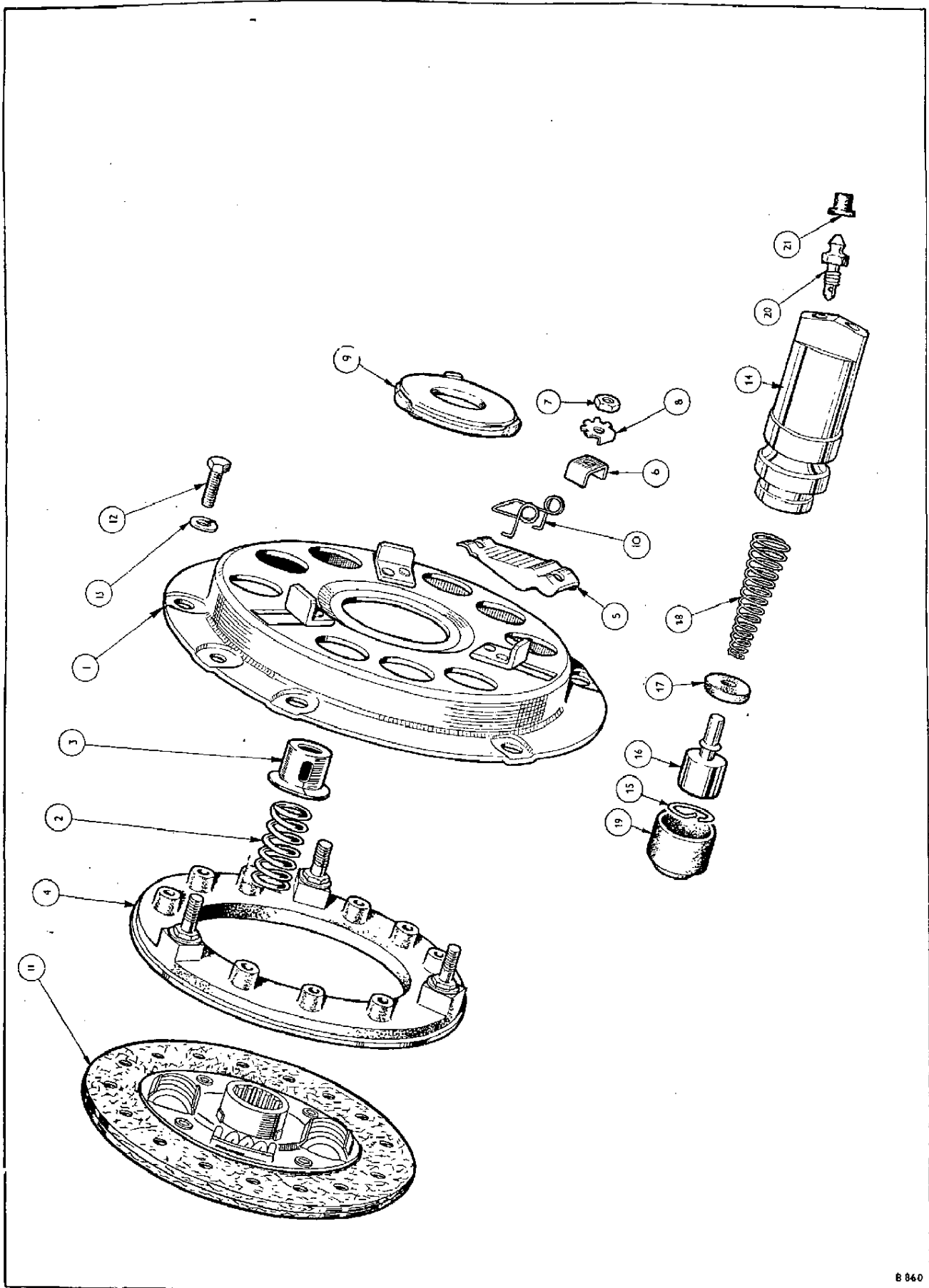


PLATE J

CLUTCH

4

Part No.	Description	Plate No.	No. per Unit	Remarks
510446	†COVER ASSEMBLY		1	Fitted up to Engine No. FC17135E only
513662	†COVER ASSEMBLY		1	Fitted from Engine No. FC17136E to Engine No. FC36730E only
514300	†COVER ASSEMBLY		1	Fitted from Engine No. FC36731E up to Engine No. FC50000E only
510627	Cover	J1	1	Fitted up to Engine No. FC50000E only
40907	Spring, thrust (Blue)	J2	3	} Fitted up to Engine No. FC17135E only
511495	Spring, thrust (Red)		6	
40907	Spring, thrust (Blue)		9	
40907	Spring, thrust (Blue)		3	} Fitted from Engine No. FC17136E up to FC36730E only
109114	Spring, thrust (Yellow) (Green)		6	
510741	Cup, thrust spring	J3	9	
510626	Plate, pressure, assembly	J4	1	} Fitted up to Engine No. FC36731E up to Engine No. FC50000E only
510628	Lever, release	J5	3	
510629	Plate, bearing, release lever	J6	3	
40915	Nut, pressure plate and release lever to cover	J7	3	
514301	Washer, tab, locking nut	J8	3	
510630	Plate, release lever	J9	1	
510631	Spring, retaining, release lever	J10	3	
212268	†COVER ASSEMBLY		1	Fitted from Engine No. FC50001E and future
514717	Cover and straps, sub-assembly		1	} Export only
514697	Spring, diaphragm		1	
514716	Ring, diaphragm, spring fulcrum		2	
514698	Rivet, shouldered, diaphragm spring and fulcrum ring to cover		6	
514714	Plate, pressure		1	
514715	Clip, retaining diaphragm spring on pressure plate		3	
514713	Rivet, strap and clip to pressure plate		3	
Not Serviced	Weight balance, clutch cover			
Not Serviced	Rivet, balance weight to clutch cover			
210562	DRIVEN PLATE ASSEMBLY	J11	1	} Fitted up to Engine No. FC50000E only
508327*	Facing package, driven plate *When stocks exhausted use Part No. 509645		1	
142373	DRIVEN PLATE ASSEMBLY		1	} Fitted from Engine No. FC50001E and future. Alternative to 515277 Alternative to 514718
514718	Facing package, driven plate		1	
515277	Facing package, driven plate		1	
HU0805	Screw, set } Cover assembly	J12	6	
WL0208	Washer lock } to flywheel	J13	6	

Note:—Items marked thus † are available on our Factory Exchange Unit Scheme

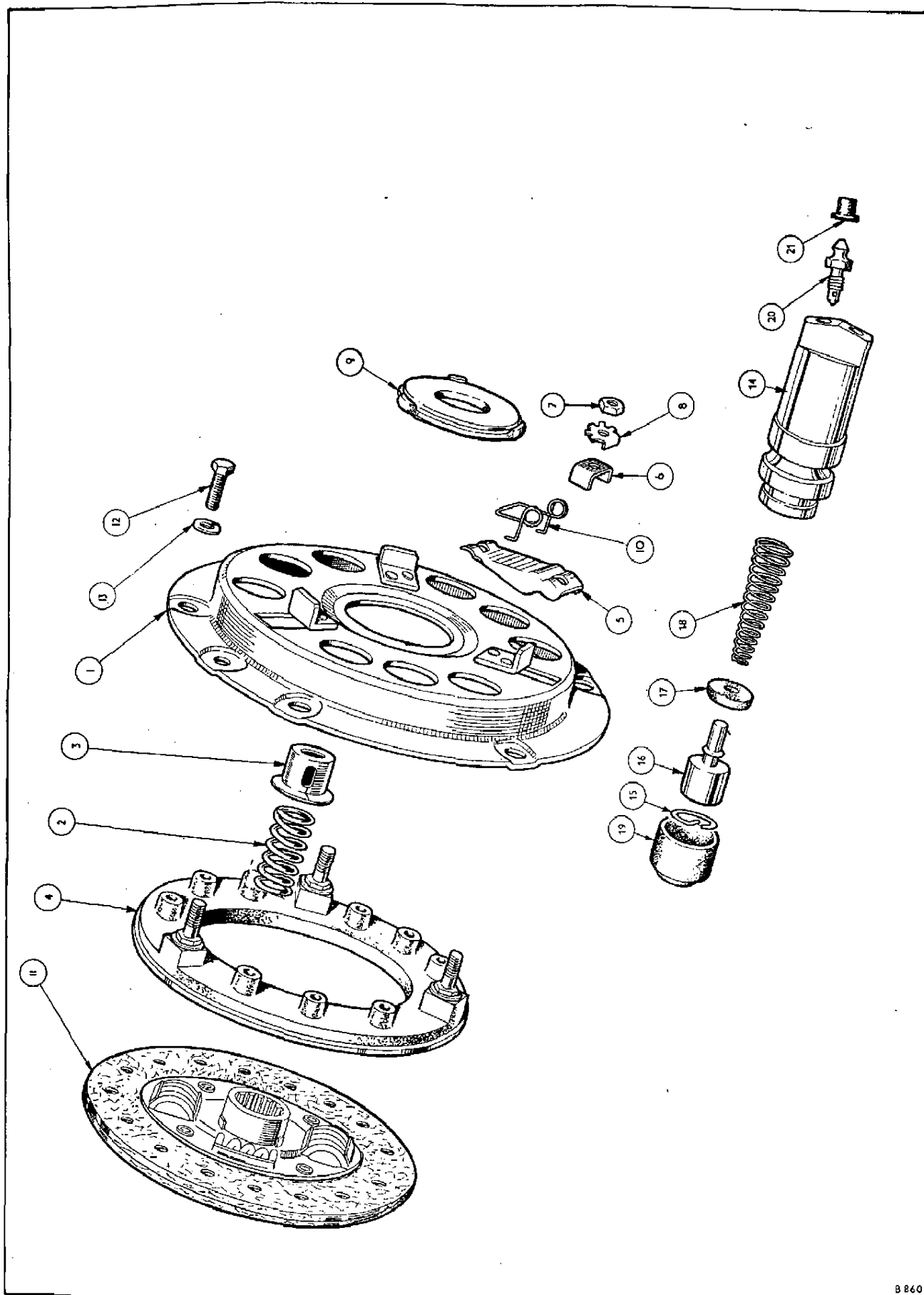


PLATE J

CLUTCH

Part No.	Description	Plate No.	No. per Unit	Remarks	
110762	† CLUTCH SLAVE CYLINDER ($\frac{3}{4}$ " DIA.)		1	Fitted up to Commission No. FC70687 only	
Not Serviced	Body , slave cylinder	J14	1		
110429	Circlip , retaining piston in body	J15	1		
106082	Piston , in body	J16	1		
107176	Seal , on piston	J17	1		
106084	Spring , between piston and body	J18	1		
111624	Cover , rubber, over end of body	J19	1		
108756	Screw , bleed	J20	1		
105676	Cover , dust, on bleed screw	J21	1		
501931	SERVICE KIT, SLAVE CYLINDER (For use with 110762— $\frac{3}{4}$ " dia. slave cylinder only)		1		
144716	† CLUTCH SLAVE CYLINDER ($\frac{7}{8}$ " DIA.)		1	Fitted from Commission No. FC70688 and future	
Not Serviced	Body , slave cylinder		1		
510249	Circlip , retaining piston in body		1		
510248	Piston , in body		1		
510527	Seal , on piston		1		
106084	Spring , between piston and body		1		
515298	Cover , dust, over end of body		1		
515299	Retainer , dust cover		1		
513063	Screw , bleed		1		
120128	Cover , dust, on bleed screw		1		
515297	SERVICE KIT, SLAVE CYLINDER (For use with 144716— $\frac{7}{8}$ " dia. slave cylinder only)		1		
HB0818	Bolt	} Slave cylinder to clutch housing attachment		1	Fitted up to Comm. No. FC59695 only
TN3208	Nut , nyloc			1	
HB0719	Bolt	} Slave cylinder to clutch housing attachment		1	Fitted from Comm. No. FC59696 up to Comm. No. FC70687 only
WP0007	Washer , plain			2	
YN2907	Nut , nyloc	} Slave cylinder to clutch housing attachment		1	Fitted from Comm. No. FC70688 and future
HB0818	Bolt			1	
TN3208	Nut , nyloc			1	

NOTE:—Part No. 144716 in conjunction with HB0818 and TN3208 should be used for all replacements when a Diaphragm Spring Clutch is fitted—i.e. from Commission No. FC50001 and future.

Note:—Items marked thus † are available on our Factory Exchange Unit Scheme

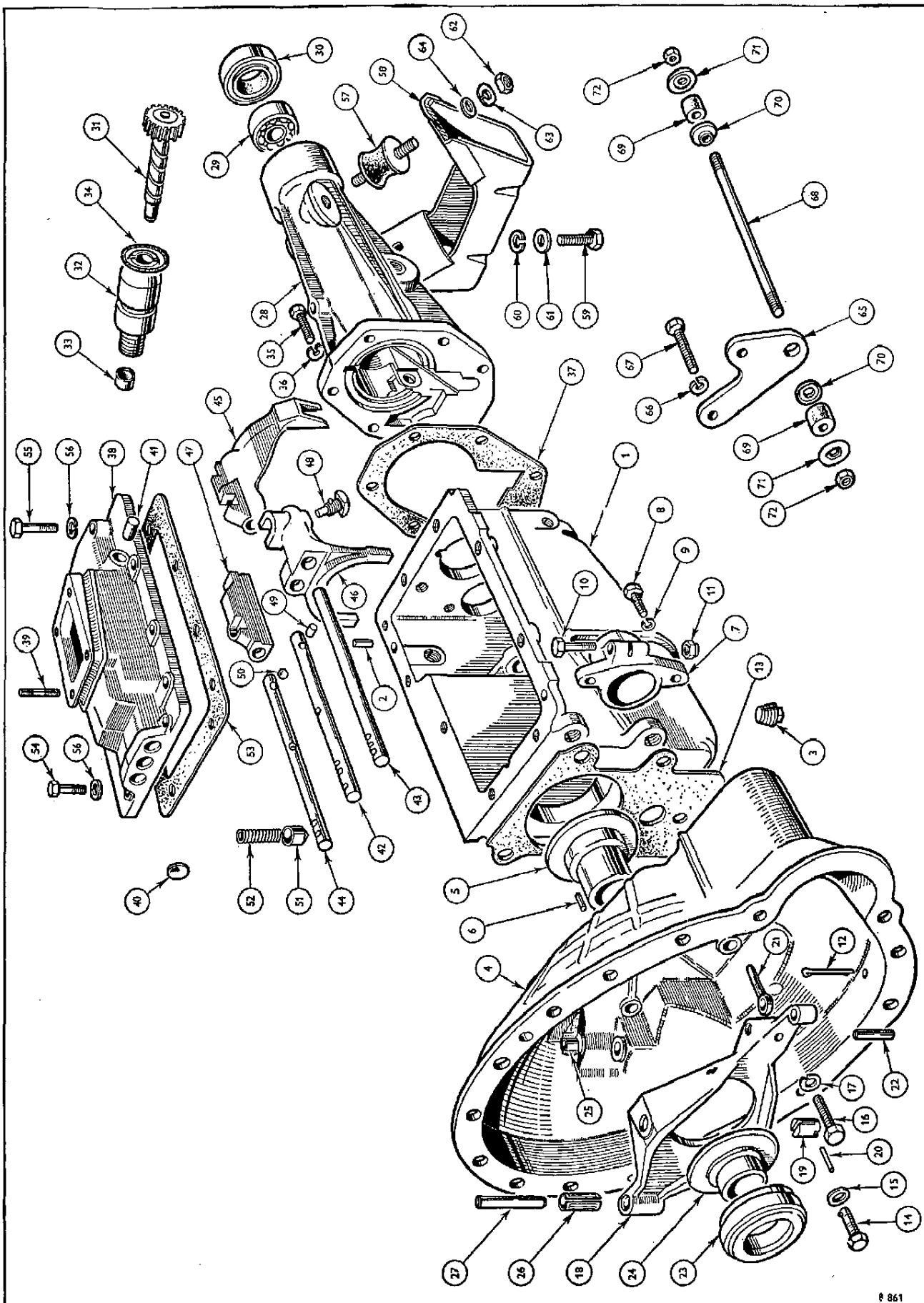


PLATE K

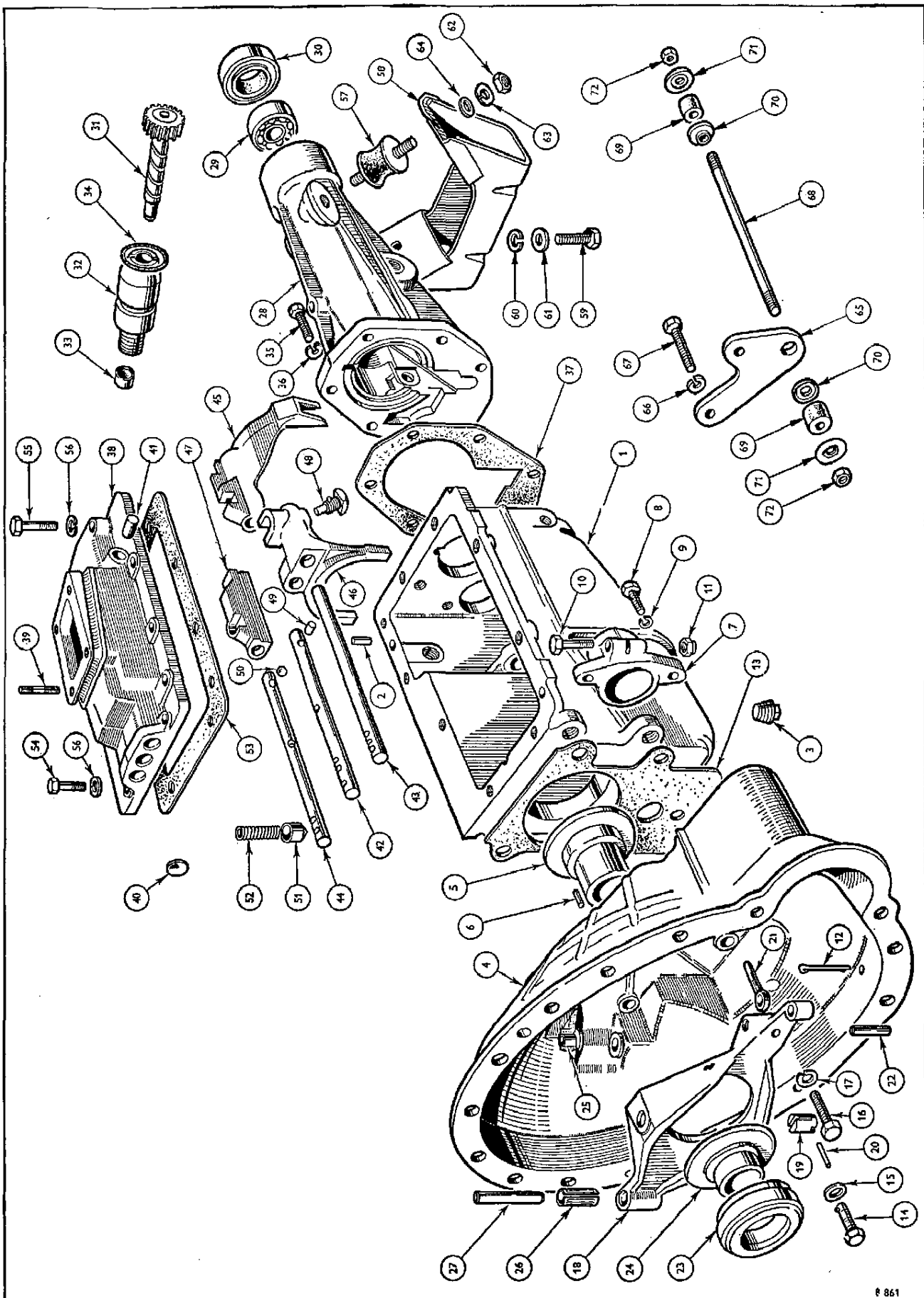


PLATE K

GEARBOX

Part No.	Description	Plate No.	No. per Unit	Remarks
513416	†GEARBOX ASSEMBLY (Less Top Cover Extension and Hand Lever Assembly)		1	Fitted up to Comm. No. FC50000 only
515606	GEARBOX ASSEMBLY Less Top Cover Extension and Hand Lever Assembly)		1	Fitted from Comm. No. FC50001 and future
512765	†GEARBOX ASSEMBLY (Less Top Cover Extension and Hand Lever Assembly)		1	Overdrive only Fitted up to Comm. No. FC50000 only
516165	GEARBOX ASSEMBLY (Less Top Cover Extension and Hand Lever Assembly)		1	Overdrive only Fitted from Comm. No. FC5001 and future
513417	GEARBOX ASSEMBLY (RECONDITIONED UNIT)		1	Fitted up to Comm. No. FC5000 only
516166	GEARBOX ASSEMBLY (RECONDITIONED UNIT)		1	Fitted from Comm. No. 5001 and future
514027	GEARBOX ASSEMBLY (RECONDITIONED UNIT)		1	Overdrive only Fitted up to Comm. No. FC5000 only
516167	GEARBOX ASSEMBLY (RECONDITIONED UNIT)		1	Overdrive only Fitted from Comm. No. 5001 and future
303709	GEARBOX CASE	K1	1	
DP0411	Dowel, locating top cover	K2	2	
114774	Plug { Oil level		1	
114774	Oil drain, in bottom of casing	K3	1	
210449	CLUTCH HOUSING AND FRONT END COVER ASSEMBLY	K4	1	
122566	Cover, front end	K5	1	
DP0205	Dowel, front end cover to clutch housing	K6	1	
206175	Boss, slave cylinder	K7	1	
HU0807	Screw, set } Boss to clutch	K8	2	
WL0208	Washer, lock } housing	K9	2	
HB0818	Bolt } Slave cylinder	K10	1	
TN3208	Nut, nyloc } attachment	K11	1	
PC0039	Pin, split, oil release hole	K12	1	
122569	Washer, paper	K13	1	
WU3908	Bolt, Wedglok } Clutch housing	K14	1	
500464	Washer, copper } to	K15	1	
HU0908	Bolt } gearbox case	K16	4	
WL0209	Washer, spring	K17	4	

Note:—Items marked thus † are available on our Factory Exchange Unit Scheme

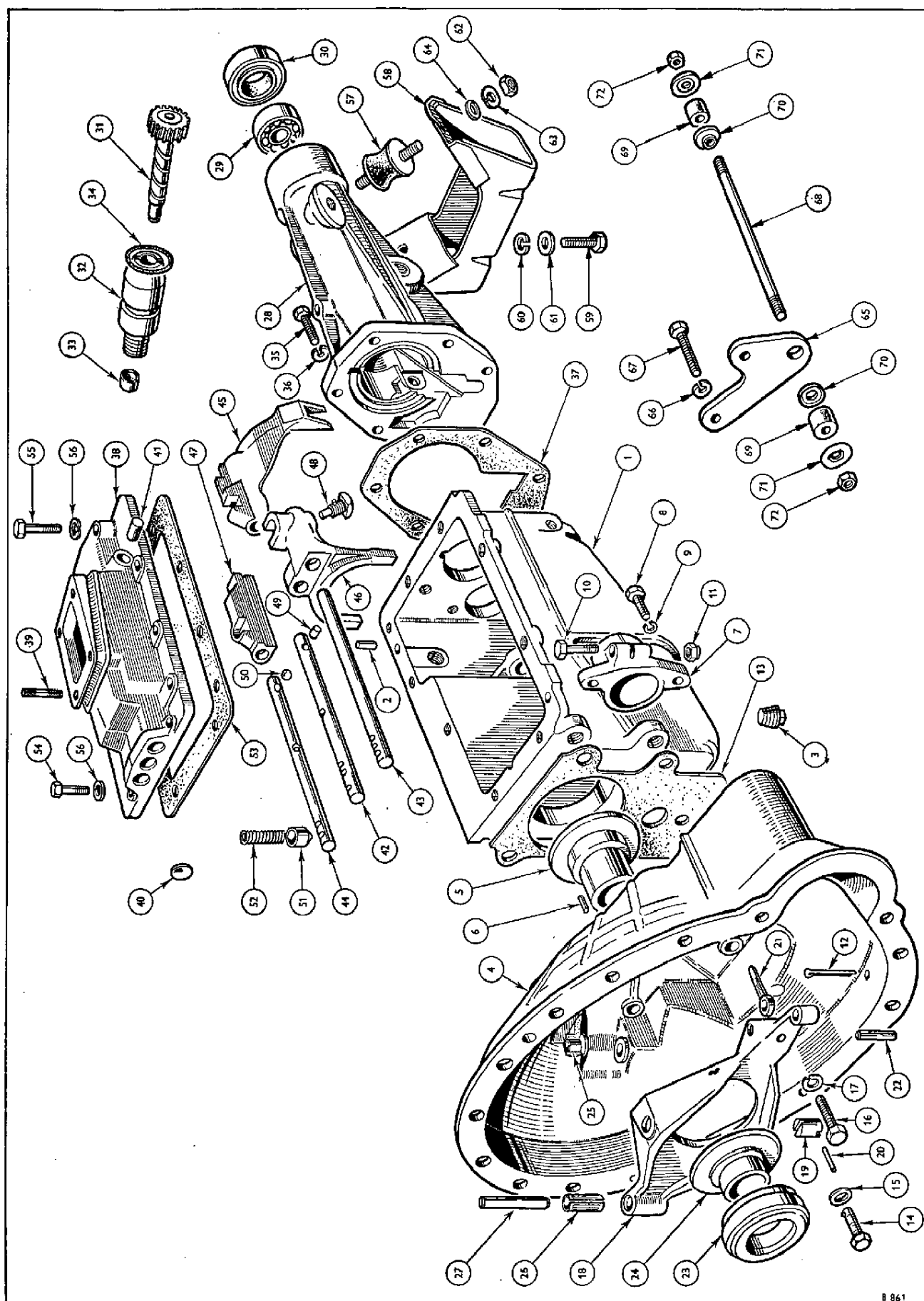


PLATE K

GEARBOX

Part No.	Description	Plate No.	No. per Unit	Remarks
207907	CLUTCH DISENGAGING LEVER ASSEMBLY	K18	1	Fitted up to Comm. No. FC50000 only
213032	CLUTCH DISENGAGING LEVER ASSEMBLY		1	Fitted from Comm. No. FC50001 and future
112509	Plug, thrust, ball throw-out sleeve to lever	K19	2	
DS0914	Dowel, in thrust plug	K20	2	
109182	Rod, push	K21	1	
112516	Pin, push rod to lever	K22	1	
112527	Bearing, clutch throw-out	K23	1	} Fitted up to Comm. No. FC50000 only } Fitted from Comm. No. FC50001 and future
125374	Sleeve, ball throw-out	K24	1	
139572	Bearing, clutch throw-out		1	
139563	Sleeve, ball throw-out		1	
129358	Bush	K25	2	} Disengaging lever to clutch housing
129412	Ring, tolerance	K26	1	
129410	Pin, fulcrum	K27	1	
209590	GEARBOX EXTENSION ASSEMBLY	K28	1	
119096	Bearing, end thrust, speedo drive shaft		1	
117511	Bearing, in end of extension	K29	1	
117510	Seal, oil, extension end	K30	1	
119100	Gear, speedo driven assembly	K31	1	
119097	Bearing, speedo, assembly	K32	1	Fitted up to Gearbox No. FC28107
138092	Bearing, speedo, assembly		1	Fitted from Gearbox No. FC28108 and future
108757	Seal, oil	K33	1	
119099	Seal, oil	K34	1	Fitted up to Gearbox No. FC28107
119099	Seal, oil		2	Fitted from Gearbox No. FC28108 and future
56305	Screw, locking		1	} Speedo driven gear
WL0208	Washer, lock		1	
HU0807	Screw, set	K35	5	} Extension to gearbox
WL0208	Washer, lock	K36	5	
106437	Washer (paper), joint	K37	1	
506818	TOP COVER ASSEMBLY		1	
120304	Cover, top, sub-assembly	K38	1	
106957	Stud, extension attachment	K39	4	
104449	Plug { Selector shaft holes	K40	6	
107099	Interlock hole	K41	1	
108020	Shaft, selector { 1st/2nd	K42	1	
108021	3rd/Top	K43	1	
134290	Shaft, reverse actuator	K44	1	
113868	Fork, selector { 1st/2nd	K45	1	
106268	3rd/Top	K46	1	
114781	Actuator, reverse gear	K47	1	
122653	Screw, set (Wedglok), selector to shafts	K48	3	
106478	Pin, interlock	K49	1	
BL0020	Ball, interlock	K50	2	
106481	Plunger, selector shafts, 1st/2nd, 3rd/top	K51	2	} Fitted in top cover
136990	Plunger, selector shaft, reverse		1	
106489	Spring, plunger	K52	3	

Note:—Items marked thus † are available on our Factory Exchange Unit Scheme

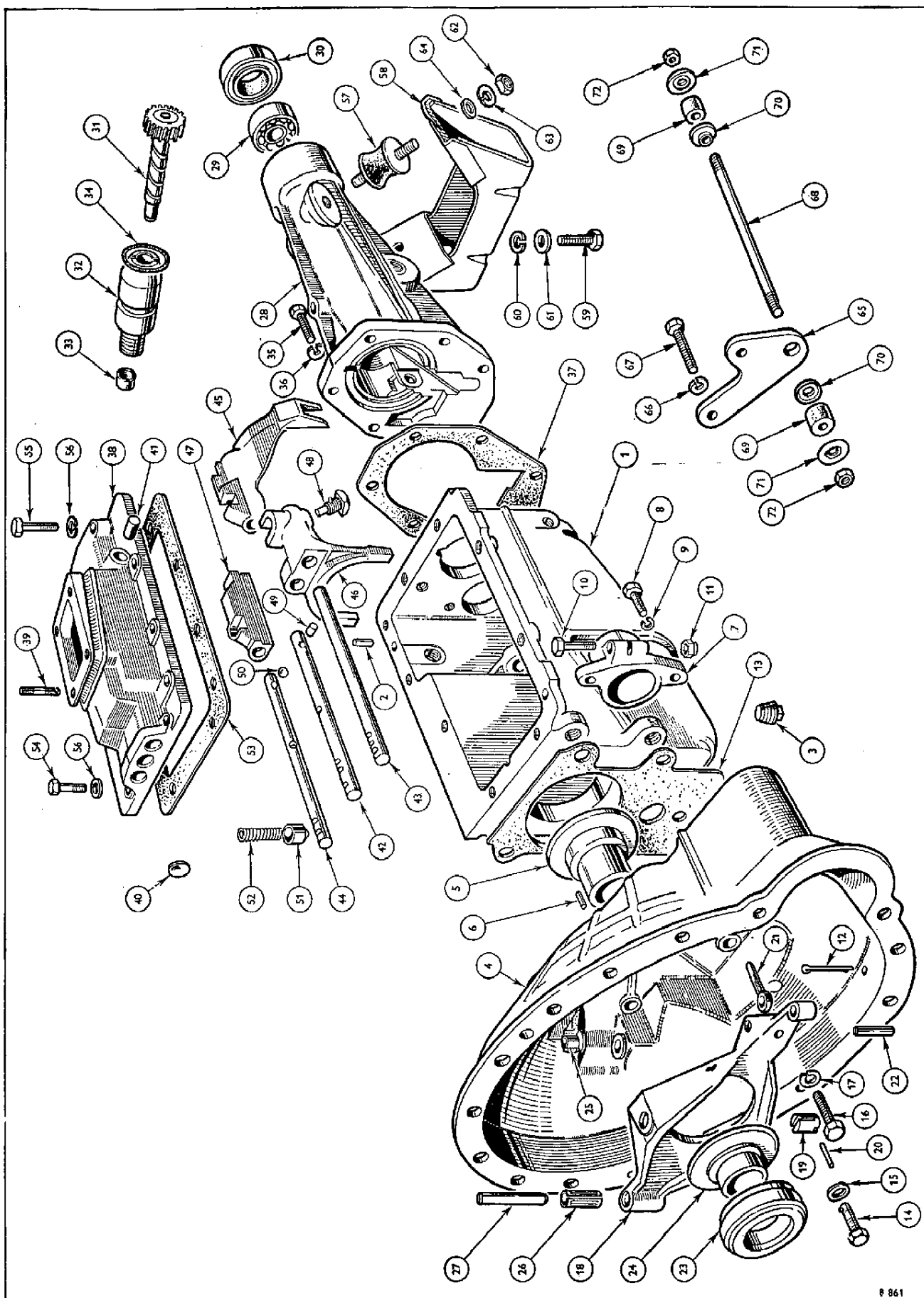


PLATE K

GEARBOX

Part No.	Description	Plate No.	No. per Unit	Remarks
TOP COVER ASSEMBLY (continued)				
106269	Washer, joint	K53	1	
HB0707	Bolt, short	K54	7	
HB0711	Bolt, long	K55	2	
WL0207	Washer, lock	K56	9	
GEARBOX ATTACHMENT DETAILS				
HB0809	Bolt		7	
HB0810	Bolt		1	
132872	Bolt, dowel		1	
HN2008	Nut		11	
WL0208	Washer, lock		11	
WP0008	Washer, plain		1	
HN2009	Nut		1	
WL0209	Washer, lock		1	
REAR ENGINE MOUNTING				
122689	Mounting, flexible	K57	2	
136890	Bracket, gearbox mounting assembly	K58	1	
HU0805	Screw, set	K59	2	
WL0208	Washer, lock	K60	2	
WP0008	Washer, plain	K61	2	
HN2008	Nut	K62	2	
WL0208	Washer, lock	K63	2	
WP0008	Washer, plain	K64	2	
134959	Plate, reaction, gearbox	K65	1	
WL0208	Washer, lock	K66	2	
HU0809	Screw, set	K67	2	
131456	Rod, tie	K68	1	
121870	Rubber, mounting	K69	2	
131475	Washer, mounting	K70	2	
131476	Washer, retaining	K71	2	
HN2009	Nut	K72	2	

Note:—Items marked thus † are available on our Factory Exchange Unit Scheme

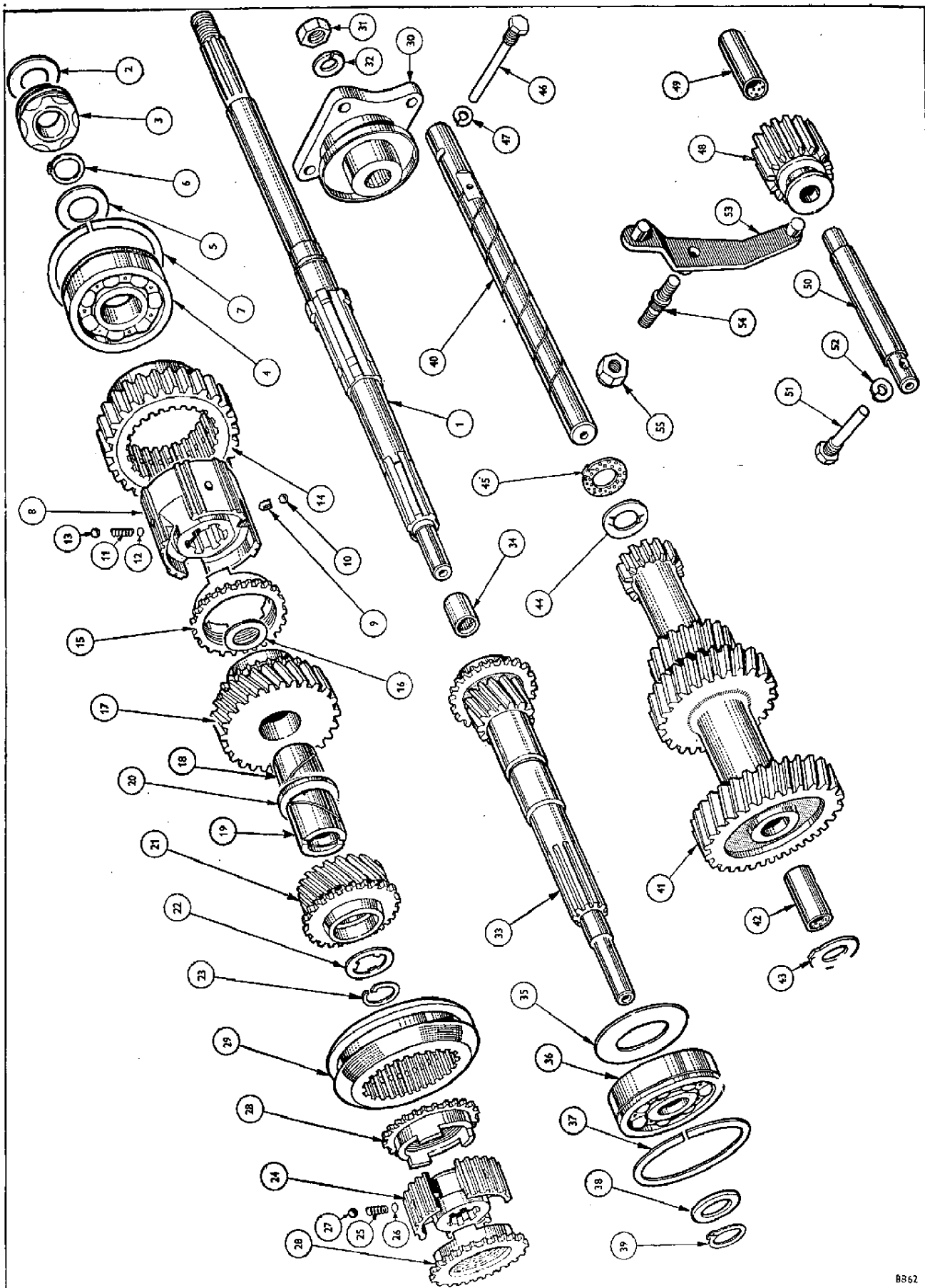
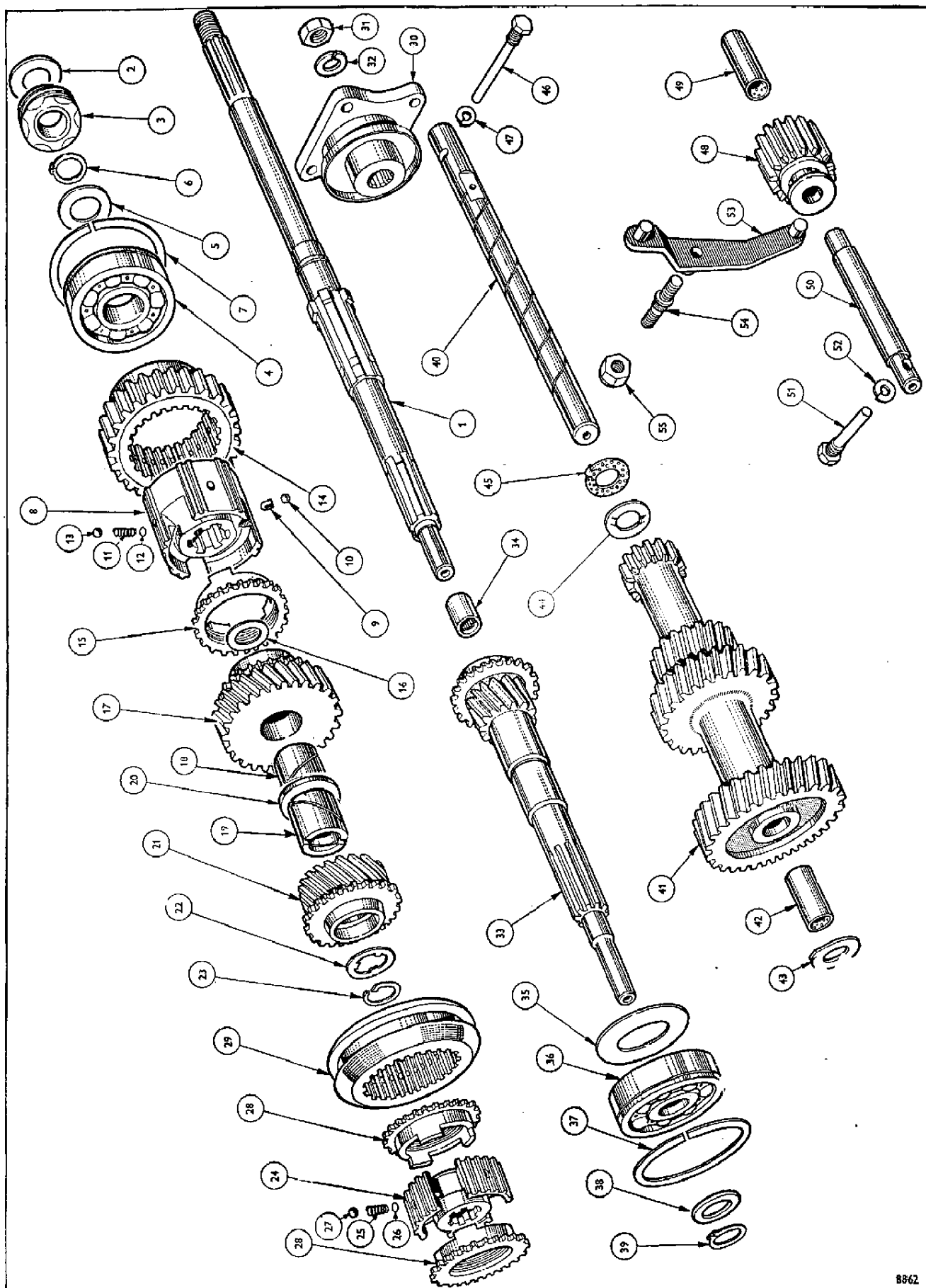


PLATE L

GEARBOX

Part No.	Description	Plate No.	No. per Unit	Remarks
204679	MAINSHAFT	L1	1	
208142	MAINSHAFT		1	Overdrive only
117509	Washer, end of mainshaft	L2	1	
119131	Gear, speedo driving	L3	1	
104433	Bearing, ball, mainshaft, centre	L4	1	
104438	Washer	L5	1	
500872	Circlip	L6	1	
112654	Ring, snap	L7	1	
509652	Gear, 1st speed and sleeve assembly	L8	1	
106475	Pin, locking	L9	1	
BL0016	Ball, interlock	L10	1	
106388	Spring	L11	3	
37948	Shim	L12	A/R	
BL0016	Ball	L13	3	
	Gear, 1st speed	L14		
	(Supplied only as part of assembly 509652)			
113797	Cup, synchronising, 2nd speed	L15	1	
106262	Washer, between 1st speed sleeve and 2nd speed gear	L16	1	
112672	Gear, 2nd speed	L17	1	
111424	Bush	L18	1	
111423	Bush	L19	1	
111422	Washer, thrust, between 2nd and 3rd speed gears	L20	1	
116169	Gear, 3rd speed	L21	1	
104466	Washer, between 3rd speed gear and circlip	L22	1	
112394	Circlip, retaining gear on mainshaft	L23	1	
509651	Sleeve, synchro and operating, 3rd and Top assembly	L24	1	
104445	Spring, in synchro sleeve	L25	3	
37948	Shim, under spring	L26	A/R	
BL0016	Ball, synchro	L27	3	
113797	Cup, synchro, 3rd/Top	L28	2	
	Sleeve, operating, 3rd/Top	L29		
	(Supplied only as part of Assembly 509651)			
109050	FLANGE AND STONEGUARD MAINSHAFT	L30	1	
HN2012	Nut	L31	1	
WQ0312	Washer, lock	L32	1	
208324	CONSTANT PINION SHAFT	L33	1	
118507	Bearing, needle roller	L34	1	
106365	Thrower, oil	L35	1	
104433	Bearing, ball	L36	1	
112654	Ring, snap	L37	1	
104438	Washer, outer	L38	1	
500872	Circlip	L39	1	

Note:—Items marked thus † are available on our Factory Exchange Unit Scheme



8862

PLATE L

SPITFIRE

GEARBOX

Part No.	Description	Plate No.	No. per Unit	Remarks
113230	COUNTERSHAFT	L40	1	
129815	Gear and bush assembly	L41	1	
112477	Bush , in ends of gear	L42	2	
113229	Washer , thrust, front of countershaft	L43	1	
106270	Washer	L44	1	
106271	Washer , thrust	L45	1	
106476	Screw	L46	1	
WLO208	Washer , lock	L47	1	
113077	REVERSE IDLER GEAR ASSEMBLY	L48	1	
104420	Bush , in reverse gear	L49	1	
113071	Spindle , reverse idler gear	L50	1	
106477	Screw	L51	1	
WLO208	Washer , lock	L52	1	
106254	REVERSE OPERATING LEVER ASSEMBLY	L53	1	
106448	Fulcrum , reverse operating lever	L54	1	
TN3209	Nut , nyloc, fulcrum to gearbox	L55	1	

Note:—Items marked thus † are available on our Factory Exchange Unit Scheme

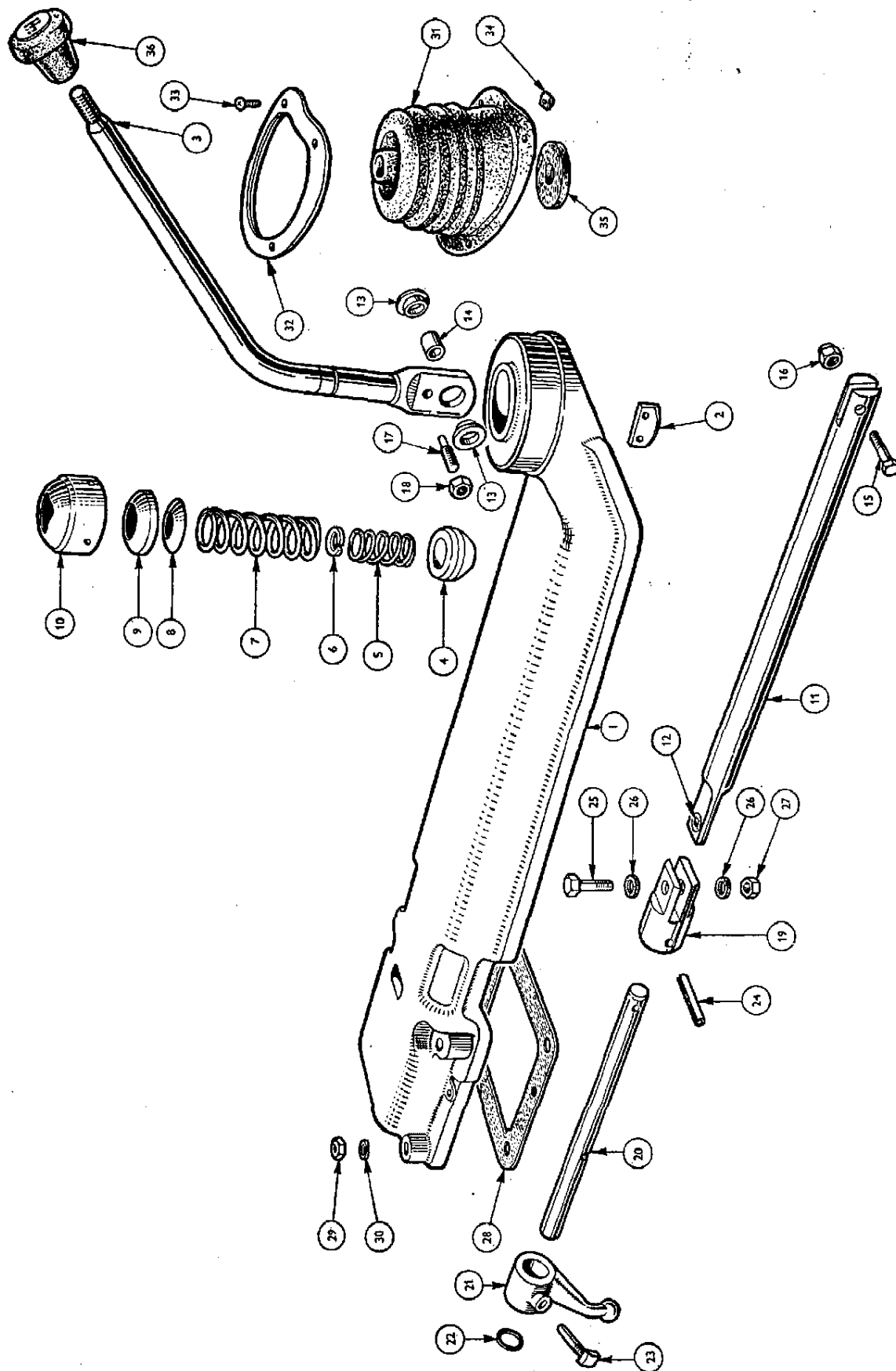


PLATE M

8 863

SPITFIRE

GEAR SHIFT MECHANISM

Part No.	Description	Plate No.	No. per Unit	Remarks
511691	TOP COVER EXTENSION AND HAND LEVER ASSEMBLY		1	Alternative to 512488
512488	TOP COVER EXTENSION AND HAND LEVER ASSEMBLY		1	Alternative to 511691
304570	Extension, top cover	M1	1	
120307	Plate, reverse baulk	M2	1	
TK4503	Screw, baulk plate attachment		2	
134814	Lever, hand	M3	1	
120570	Bush, spherical	M4	1	Fitted up to Comm. No. FC21927
138685	Bush, spherical		1	Fitted from Comm. No. FC21928
119252	Spring, reverse baulk	M5	1	
119263	Circlip, retaining spring on lever	M6	1	
119251	Spring, cap retainer	M7	1	
128373	Washer, dished { Inner	M8	1	
119573		M9	1	
126607	Cap, top cover extension	M10	1	
126754	Dowel, cap to top cover extension		2	
129952	Shaft, operating, assembly	M11	1	
119262	Bush, operating shaft	M12	1	
129118	Bush, nylon, in hand lever	M13	2	Fitted up to Comm. No. FC21927
138686	Bush hand lever		2	Fitted from Comm. No. FC21928 and future
129119	Sleeve, pinch, in hand lever	M14	1	
125054	Bolt	M15	1	
TN3207	Nut, nyloc } Operating shaft	M16	1	
118054	Screw, reverse stop, attached to hand lever	M17	1	
JN2108	Nut, lock, on screw	M18	1	
127741	Coupling, gear lever shaft	M19	1	
118041	Shaft, gear lever	M20	1	
118040	Lever, gear (internal)	M21	1	
118053	Seal, oil	M22	2	
122653	Screw, set, taper (Wedglok), gear lever to shaft	M23	1	
DS2516	Dowel, coupling, to gear lever shaft	M24	1	
HB0709	Bolt	M25	1	
510596	Washer, fibre } Coupling to operating shaft	M26	2	
TN3207	Nut, nyloc }	M27	1	
120305	Washer, joint, top cover extension and hand lever assembly	M28	1	
HN2008	Nut	M29	4	
WL0208	Washer, lock } Extension to top cover	M30	4	
706919	Grommet, fitted in floor	M31	1	
613607	Ring, retaining grommet	M32	1	
YZ3405	Screw	M33	4	
FU2569/6	Nut, fix } Retaining ring and grommet to gearbox cover	M34	4	
611177	Washer, rubber, gear lever	M35	1	
131246	Knob, gear lever assembly	M36	1	

Note:—Items marked thus † are available on our Factory Exchange Unit Scheme

CHASSIS FRAME

Part No.	Description	Plate No.	No. per Unit	Remarks
401981	CHASSIS FRAME COMPLETE	N1	1	
209438	Crossmember, front valance support	N2	1	
209439	Gusset assembly, valance member { R.H.	N3	1	
209440	{ L.H.	N4	1	
134580	Bracket, anti-roll bar mounting		2	
134295	Link pivot assembly, bonnet	N5	2	
133868	Support, pivot bracket { R.H.	N6	1	
133869	{ L.H.	N7	1	
305746	Bracket assembly, front suspension { R.H.	N8	1	
305747	and engine mounting { L.H.	N9	1	
HU0908	Screw, set	N10	8	These items are not part of the Chassis Frame Complete Assembly (Part No. 401981), and must be ordered separately
118977	Washer, lock	N11	8	
129650	Plate, tapping	N12	4	
WP0020	Washer, plain	N13	2	
HU0909	Bolt	N14	2	
128356	Shim	N15	A/R	
209398	Outrigger assembly, front { R.H.	N16	1	
209399	{ L.H.	N17	1	
134399	Outrigger assembly, intermediate { R.H.	N18	1	
134400	{ L.H.	N19	1	
139521	Bracket, mounting, rear brake hose—R.H.		1	Fitted from Comm. No. FC16000 and future
139522	Bracket, mounting, rear brake hose—L.H.		1	
133123	Bracket assembly, exhaust pipe mounting		1	Alternative to 133122 and HU0808
133122	Bracket } Exhaust pipe		1	Alternative to 133123
HU0808	Setscrew } mounting		1	
209466	Bracket assembly, rear axle mounting { R.H.	N20	1	
209465	handbrake cable guide { L.H.	N21	1	
209330	Bracket assembly, damper support { R.H.	N22	1	Alternative to 208935
208935	{ L.H.		1	Alternative to 209330
209331		N23	1	
132754	Bracket assembly, rear body mounting { R.H.		1	
132819	(fitted to rear damper crossmember) { L.H.		1	
210601	Rear crossmember and axle mounting bracket assembly		1	
132435	Bracket, rear axle mounting	N24	2	
208932	Crossmember assembly, rear	N25	1	This item is not serviced and has been made. "Use" 210601
136868	Piece, distance, rear axle mounting		1	
122747	Clip, wiring	N26	4	
209782	Platform, rear engine mounting and reaction bracket assy.	N27	1	
HU0805	Screw, set	N28	4	
HN2008	Nut	N29	4	
WL0208	Washer, lock	N30	4	
306142	SKID PLATE ASSEMBLY (Special Orders only)		1	
133319	Bracket, clamp		2	Fitted up to Comm. No. FC50000 only
HU0909	Setscrew		2	
144326	Bracket, clamp and weld bolt, assembly		2	
				Fitted from Comm. No. FC50001 and future
HN2009	Nut		2	
WL0209	Washer, lock		2	
TN3208	Nut, nyloc, skid plate attachment, front		4	

Note:—Items marked thus † are available on our Factory Exchange Unit Scheme

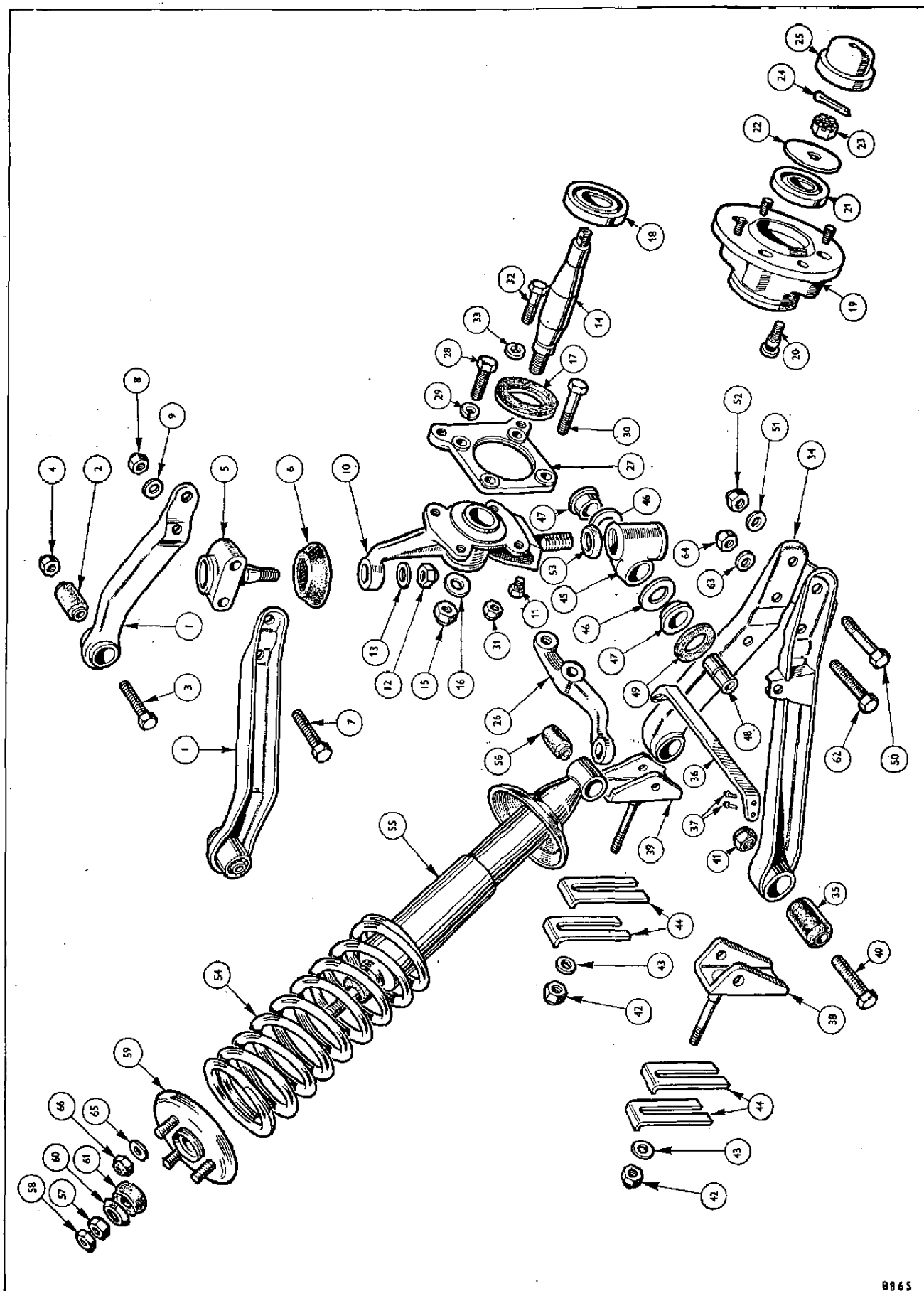


PLATE P

FRONT SUSPENSION

8

Part No.	Description	Plate No.	No. per Unit	Remarks
305670	FRONT SUSPENSION UNIT—R.H.		1	} Fitted up to Comm. No. FC2392 only
305671	FRONT SUSPENSION UNIT—L.H.		1	
306525	FRONT SUSPENSION UNIT—R.H.		1	} Fitted from Comm. No. FC2393 up to FC15575 only
306526	FRONT SUSPENSION UNIT—L.H.		1	
306607	FRONT SUSPENSION UNIT—R.H.		1	} Fitted from Comm. No. FC15576 and future
306608	FRONT SUSPENSION UNIT—L.H.		1	
The above units comprise: Lower Fulcrum, Upper and Lower Wishbones, Vertical Link, Ball Joint, Stub Axle, Hub, Brake Unit and Steering Tie Rod Levers.				
119272	TOP WISHBONE ARM AND BUSH ASSEMBLY	P1	4	
119451	Bush, rubber	P2	4	
HB0918	Bolt, fulcrum	P3	2	
HB0920	Bolt, fulcrum		2	
YN2909	Nut, nyloc	P4	4	Alternative to YN2909
AN3509	Nut, philidas		4	Alternative to AN3509
136604	BALL JOINT ASSEMBLY, UPPER WISHBONE	P5	2	
512419	Gaiter assembly	P6	2	
104552	BALL JOINT ASSEMBLY, UPPER WISHBONE (Fitted with grease nipples)		2	} Scandinavian Countries and to Special Orders
56934	Nipple, grease		2	
58261	Gaiter		2	
HB0818	Bolt	P7	4	
YN2908	Nut, nyloc	P8	4	
WP0107	Washer, plain	P9	4	
209222	VERTICAL LINK—R.H.		1	} Fitted up to Comm. No. FC15575 only
209223	VERTICAL LINK—L.H.	P10	1	
306603	VERTICAL LINK—R.H. (Integral)		1	} Fitted from Comm. No. FC15576 and future
306604	VERTICAL LINK—L.H. (Integral)		1	
129242	Plug, grease	P11	2	
YN2910	Nut, nyloc	P12	2	
WP0010	Washer, plain	P13	2	
132448	STUB AXLE	P14	2	Fitted up to Comm. No. FC15575 only
138556	STUB AXLE	P14	2	Fitted from Comm. No. FC15576 and future
YN2911	Nut, nyloc	P15	2	
WP0011	Washer, plain	P16	2	
132664	Seal, oil, assembly, between vertical link and inner bearing	P17	2	
132668	Seal, felt		2	
100573	Bearing, inner hub	P18	2	
132425	Hub assembly, front	P19	2	
112429	Stud, wheel	P20	8	
100536	Bearing, outer, hub	P21	2	

Note:—Items marked thus † are available on our Factory Exchange Unit Scheme

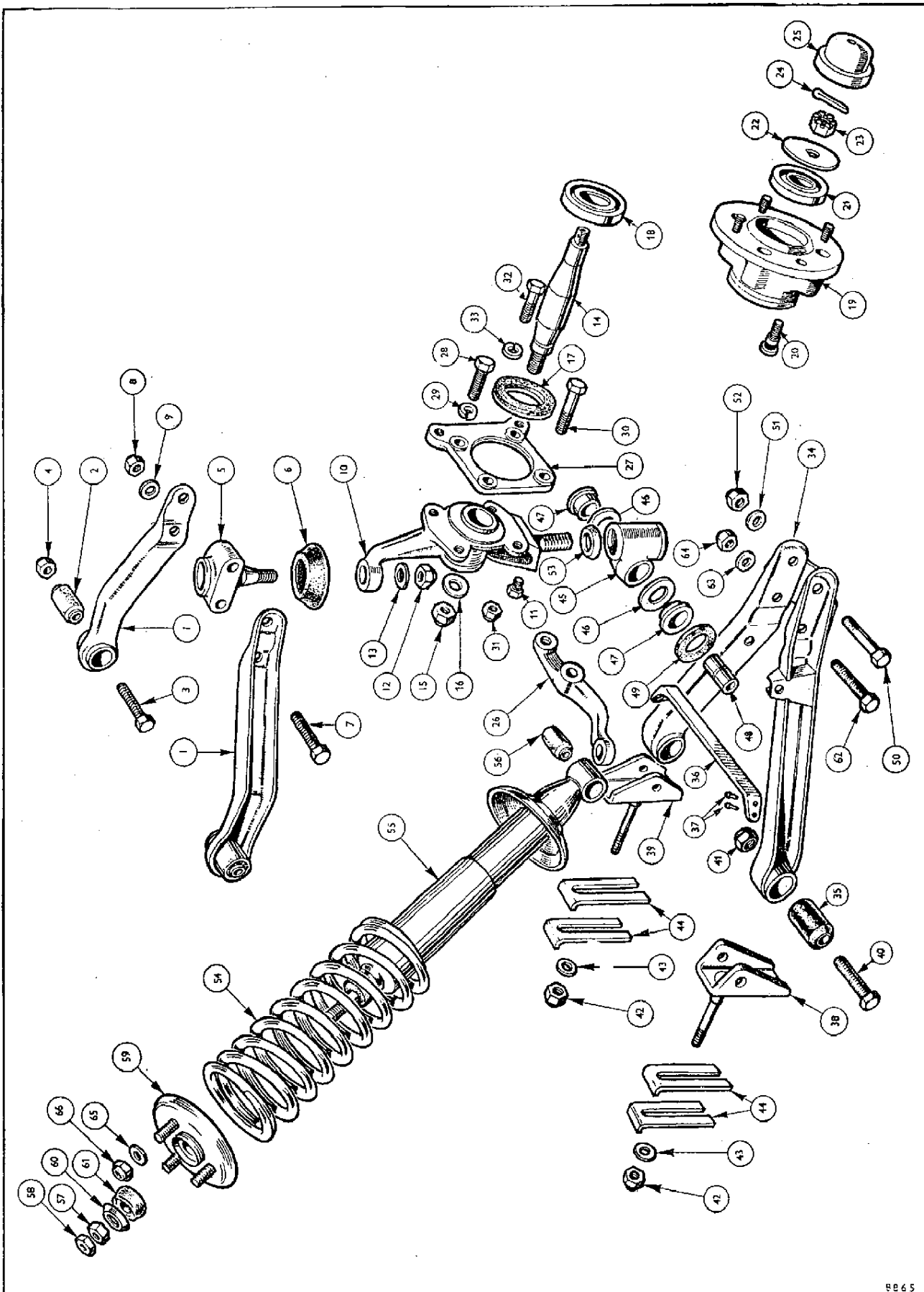
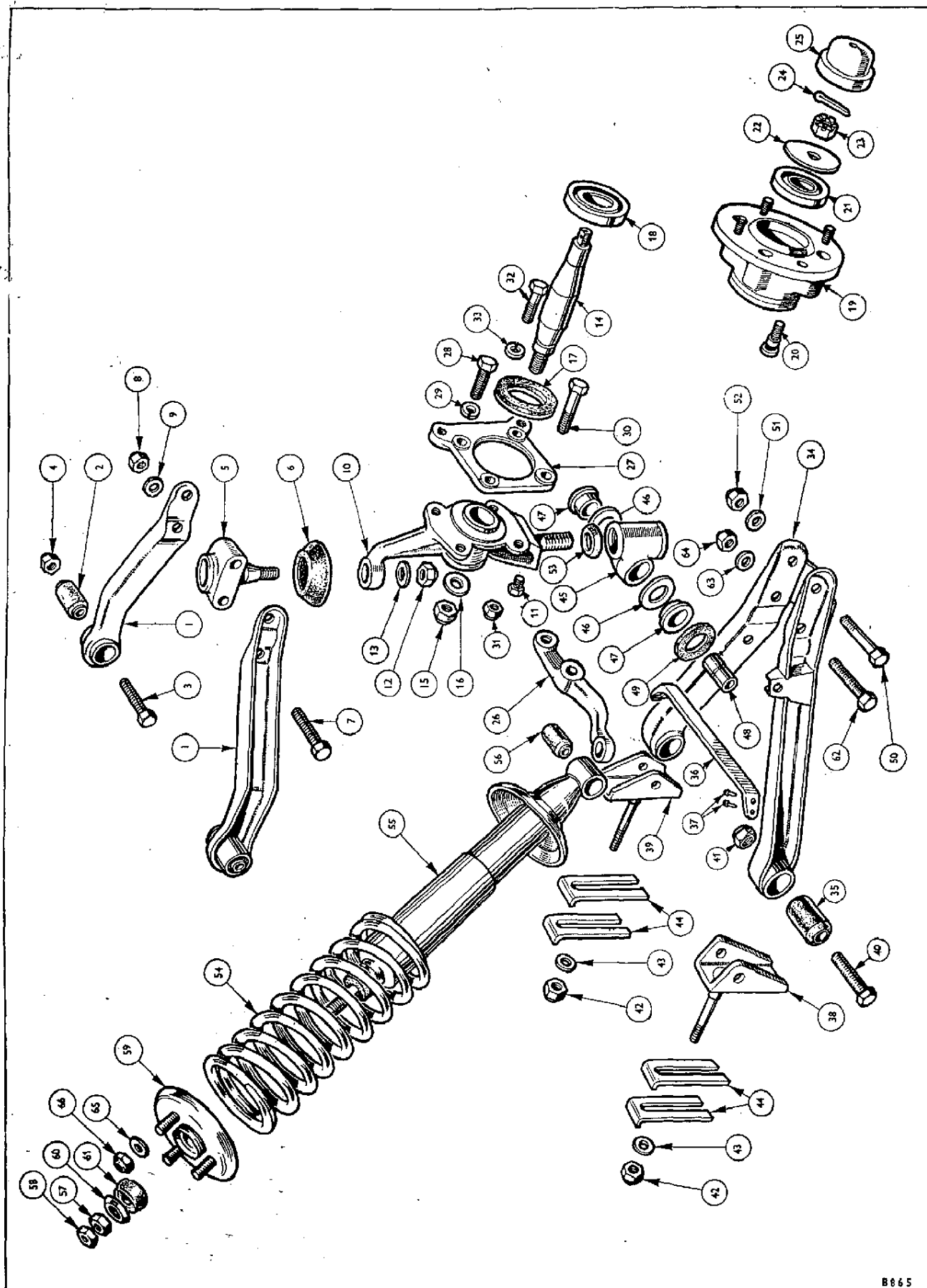


PLATE P

FRONT SUSPENSION

Part No.	Description	Plate No.	No. per Unit	Remarks
STUB AXLE (continued)				
102690	Washer, 'D'	P22	2	
LN2211	Nut, slotted	P23	2	
PC0020	Pin, cotter	P24	2	
102689	Cover, hub end	P25	2	
138559	Shield, water		2	Fitted from Comm. No. FC15576 and future
205504	TIE ROD LEVER—R.H.		1	} Fitted up to Comm. No. FC15575 only
205505	TIE ROD LEVER—L.H.		1	
211048	TIE ROD LEVER—R.H.		1	} Fitted from Comm. No. FC15576 and future
211049	TIE ROD LEVER—L.H.	P26	1	
208716	Plate, mounting disc brake caliper, R.H.		1	} Fitted up to Comm. No. FC2392
208717	Plate, mounting disc brake caliper, L.H.		1	
210892	Plate, mounting disc brake caliper, R.H.		1	} Fitted from Comm. No. FC2393 up to
210893	Plate, mounting disc brake caliper, L.H.	P27	1	
138051	Ring, sealing		2	} Comm. No. FC15575 only
HU0806	Setscrew	P28	4	
WL0208	Washer, lock	P29	4	} Fitted up to Comm. No. FC15575 only
123312	Bolt	P30	2	
YN2909	Nut	P31	2	
HB0910	Bolt	P32	2	
WQ0309	Washer	P33	2	
WQ0310	Washer, lock		2	
138558	Bolt, tie rod lever and dust cover to vertical link		2	Fitted from Comm. No. FC15576 and future
206685	LOWER WISHBONE ASSEMBLY—R.H.		1	
206686	LOWER WISHBONE ASSEMBLY—L.H.	P34	1	
119451	Bush, rubber	P35	4	
125733	Strut, lower wishbone	P36	2	
SP.91.D2	Rivet	P37	8	
130757	LOWER WISHBONE FULCRUM BRACKET—FRONT	P38	2	
130758	LOWER WISHBONE FULCRUM BRACKET—REAR	P39	2	
HB0919	Bolt	P40	4	} Alternative to AN3509 Alternative to YN2909
YN2909	Nut, nyloc	P41	4	
YN2909	Nut, nyloc	P42	4	
AN3509	Nut, philidas		4	
WP0009	Washer, plain	P43	4	
122022	Shim	P44	A/R	
132064	BOTTOM TRUNNION ASSEMBLY—R.H.		1	} Fitted up to Comm. No. FC37877 only
132063	BOTTOM TRUNNION ASSEMBLY—L.H.	P45	1	
132038	Shim, lower trunnion	P46	4	} Note: When Part Nos. 132038, 122496 or 132039 need replacement Refer to Sealing Kit No. 514191 on page 109
122496	Bearing, nylon	P47	4	
132039	Piece, distance	P48	2	

Note:—Items marked thus † are available on our Factory Exchange Unit Scheme



B865

SPITFIRE

FRONT SUSPENSION

Part No.	Description	Plate No.	No. per Unit	Remarks
140919	BOTTOM TRUNNION ASSEMBLY—R.H.		1	Fitted from Comm. No. FC37878 and future
140920	BOTTOM TRUNNION ASSEMBLY—L.H.		1	
140892	Bearing		4	
140893	Distance piece		2	
140894	Shield, water		4	
140895	Shield, water		4	
122534	Seal, dirt, lower trunnion	P49	4	
119142	Bolt	P50	2	Trunnion to wishbone
WP0010	Washer, plain	P51	2	
YN2910	Nut, nyloc	P52	2	
122126	Seal, oil (trunnion to vertical link)	P53	2	
209766	FRONT DAMPER AND ROAD SPRING COMPLETE ASSEMBLY		2	Fitted up to Comm. No. FC3214 only
210572	FRONT DAMPER AND ROAD SPRING COMPLETE ASSEMBLY		2	Fitted from Comm. No. FC3215 up to Comm. No. FC8846 only
210922	FRONT DAMPER AND ROAD SPRING COMPLETE ASSEMBLY		2	Fitted from Comm. No. FC8847 up to Comm. No. FC39527 only
212441	FRONT DAMPER AND ROAD SPRING COMPLETE ASSEMBLY		2	Fitted from Comm. No. FC39528 up to Comm. No. FC61707 only
209766	FRONT DAMPER AND ROAD SPRING COMPLETE ASSEMBLY		2	Fitted from Comm. No. FC61708 and future
209685	Spring, road, front	P54	2	Fitted up to Comm. No. FC3214 only and from FC39528 and future
210566	Spring, road, front		2	Fitted from Comm. No. FC3215 up to FC39527 only
125441	Packing, front road spring		2	
211869	Spring, road, front		2	
209033	Spring, road, front		2	Recommended for Racing purposes (Driver only). To be used in conjunction with Rear Spring Part No. 306677
				Recommended for Rally purposes (with Passenger). To be used in conjunction with Rear Spring Part No. 307027
NOTE:—Packing No. 125441 to be supplied with Spring 210566 until supplies of Spring 209685 become available (temporary measure only)				
206262	Damper, front	P55	2	Fitted up to Comm. No. FC8846 only and from FC1708 and future
210923	Damper, front (If fitted in pairs 206262 may be used for all replacements)		2	Fitted from Comm. No. FC8847 up to Comm. No. FC61707 only
119450	Bush, rubber	P56	2	Front damper, upper plate attachment
Not Serviced separately	Nut	P57		
	Nut, lock	P58		
122137	Plate, upper spring assembly	P59	2	
123231	Cap, spring plate	P60	6	
509260	Bush, rubber, top	P61	4	

Note:—Items marked thus † are available on our Factory Exchange Unit Scheme

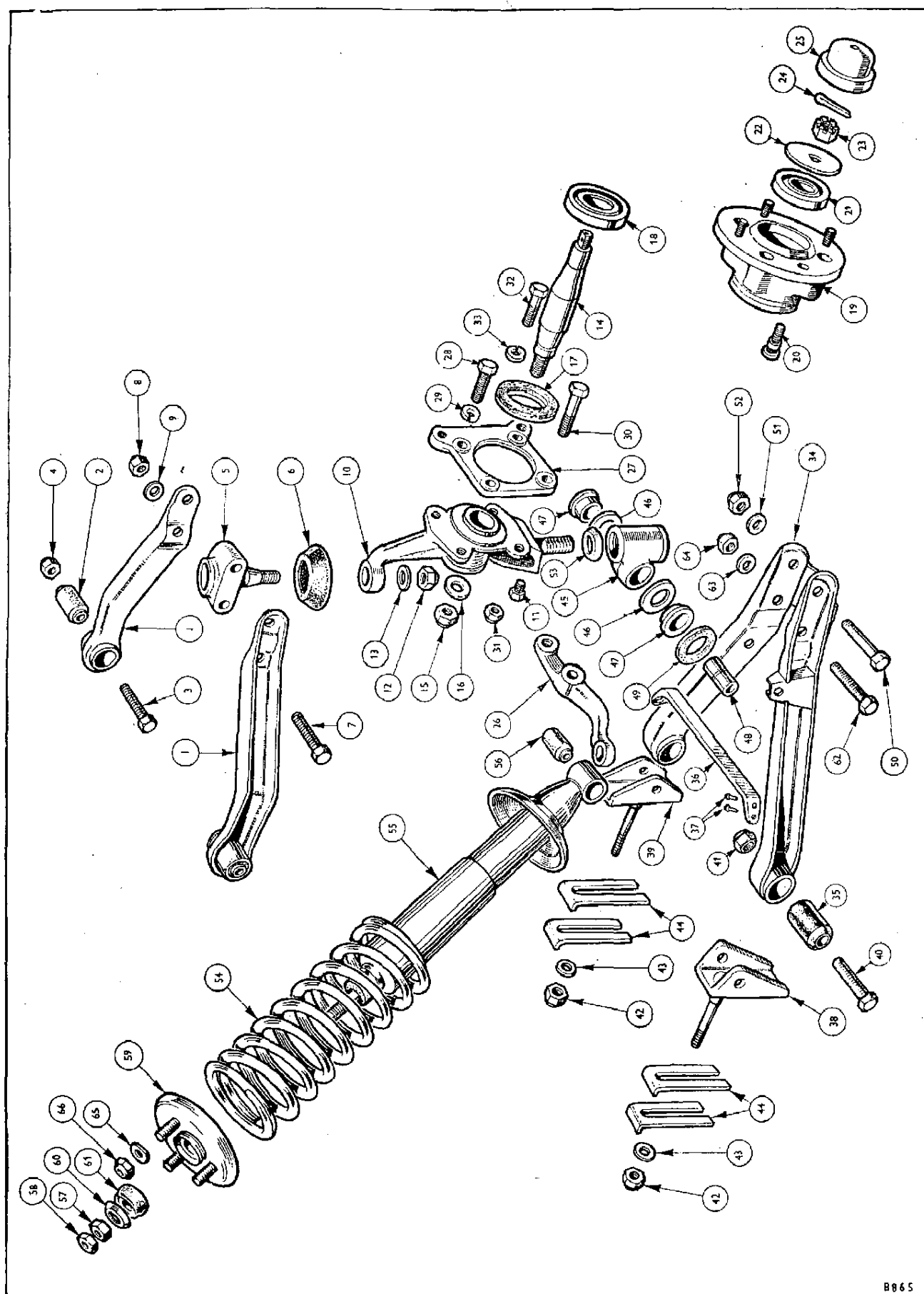


PLATE P

FRONT SUSPENSION

Part No.	Description	Plate No.	No. per Unit	Remarks
FRONT DAMPER AND SPRING ATTACHMENT DETAILS				
HB1020	Bolt	P62	2	
WP0010	Washer, plain	P63	2	
YN2910	Nut, nyloc	P64	2	
WP0035	Washer, plain	P65	6	
YN2907	Nut, nyloc	P66	6	

Note:—Items marked thus † are available on our Factory Exchange Unit Scheme

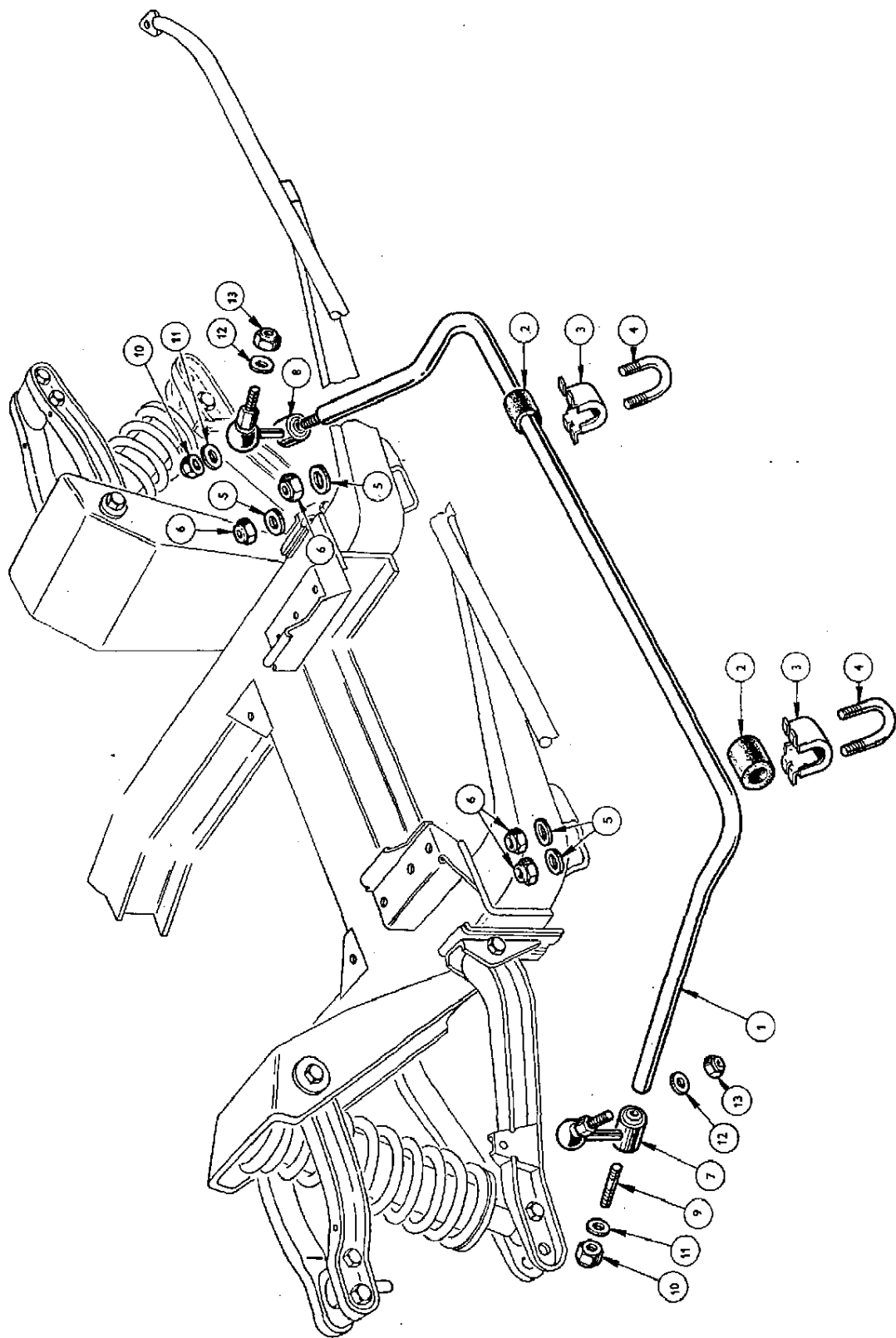


PLATE Q

ANTI-ROLL BAR

Part No.	Description	Plate No.	No. per Unit	Remarks
207093	ANTI-ROLL BAR	Q1	1	
123998	Bush, rubber	Q2	2	
123502	Bracket, clamp	Q3	2	
123694	Bolt, 'U'	Q4	2	
WP0107	Washer, plain	Q5	4	
YN2908	Nut, nyloc	Q6	4	Alternative to AN3508
AN3508	Nut, philidas		4	Alternative to YN2908
125481	Link assembly—R.H.	Q7	1	
125482	Link assembly—L.H.	Q8	1	
125074	Stud	Q9	2	
WP0036	Washer, plain		2	
YN2909	Nut, nyloc	Q10	2	
WP0110	Washer, plain	Q11	2	
WP0046	Washer, plain	Q12	2	
YN2910	Nut, nyloc	Q13	2	

Note:—Items marked thus † are available on our Factory Exchange Unit Scheme

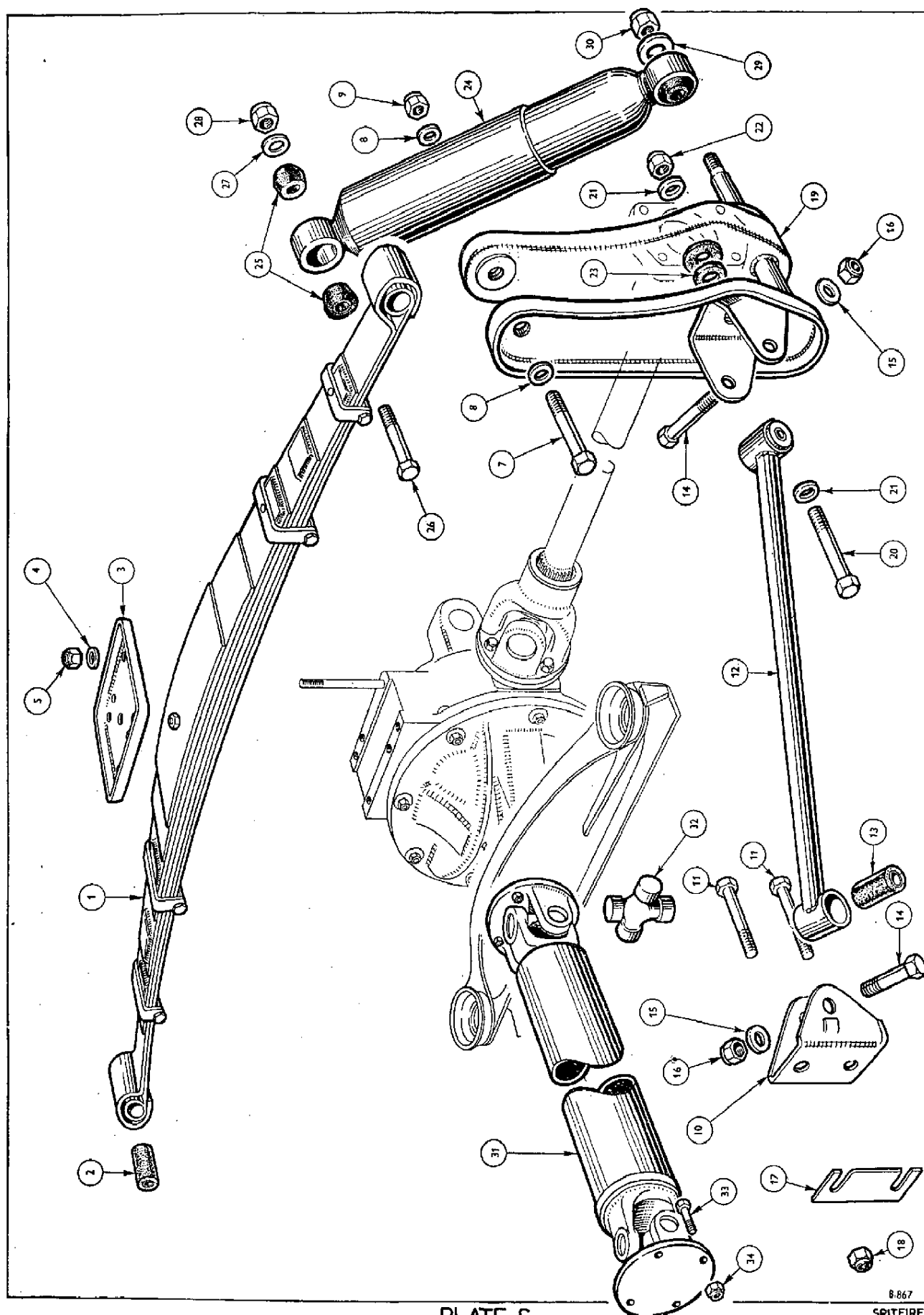


PLATE S

REAR SUSPENSION

Part No.	Description	Plate No.	No. per Unit	Remarks
305894	REAR TRANSVERSE ROAD SPRING ASSEMBLY	S1	1	
305894/M	Leaf, main		1	
307027	REAR TRANSVERSE ROAD SPRING ASSEMBLY		1	Recommended for Rally purposes (with passenger). To be used in conjunction with Front Spring No. 209033
307027/M	Leaf, main		1	
306677	REAR TRANSVERSE ROAD SPRING ASSEMBLY		1	Recommended for Racing purposes (Driver only). To be used in conjunction with Front Spring No. 211869
306677/M	Leaf, main		1	
117575	Bush, rubber	S2	2	
114006	Button, thrust		8	
128352	Plate, spring	S3	1	
WP0045	Washer, plain	S4	6	
YN2909	Nut, nyloc	S5	6	Alternative to AN3509 Alternative to YN2909
AN3509	Nut, philidas		6	
HB1027	Bolt, rear, spring end	S7	2	Rear spring ends to vertical link plates
WP0010	Washer, plain	S8	2	
YN2910	Nut, nyloc	S9	2	
133068	Pivot Bracket		1	
133069		S10	1	
HB0915	Bolt, pivot bracket attachment	S11	4	Fitted up to Comm. No. FC10749 only
HU0914	Setscrew, pivot bracket attachment		4	Fitted from Comm. No. FC10750 and future
133065	Radius arm assembly	S12	2	
119451	Bush, rubber	S13	4	
HB0918	Bolt, radius arm	S14	4	
WP0009	Washer, plain	S15	4	
YN2909	Nut, nyloc	S16	4	Alternative to AN3509 Alternative to YN2909
AN3509	Nut, philidas		4	
133070	Shim	S17	A/R	
JN2109	Nut, nyloc	S18	4	
132763	REAR VERTICAL LINK ASSEMBLY—R.H.		1	
132764	REAR VERTICAL LINK ASSEMBLY—L.H.	S19	1	
HB1027	Bolt, link plates	S20	2	Vertical link plates to rear hub inner
WP0010	Washer, plain	S21	4	
YN2910	Nut, nyloc	S22	2	
122536	Seal, dirt	S23	4	Fitted up to Comm. No. FC62166 only

Note:—Items marked thus † are available on our Factory Exchange Unit Scheme

REAR SUSPENSION

Part No.	Description	Plate No.	No. per Unit	Remarks
123100	REAR DAMPER	S24	2	Fitted up to Comm. No. FC8846 only
138251	REAR DAMPER		2	Fitted from Comm. No. FC8847 up to Comm. No. FC61707 only
123100*	REAR DAMPER		2	Fitted from Comm. No. FC61708 up to FC73435 only
123100/4	REAR DAMPER (Armstrong)			Fitted from FC73436 and future (Alternative to 123100/5)
123100/5	REAR DAMPER (Girling Monitube)			(Alternative to 123100/4) Fitted from Comm. No. FC86392 and future
102987	Bush, rubber, damper eye	S25	8	
118599	Pin, fulcrum	S26	2	
WP0119	Washer, plain	S27	2	
TN3211	Nut, nyloc	S28	2	
WM0069	Washer, plain	S29	2	
YN2910	Nut, nyloc	S30	2	

***NOTE:—**If fitted in Pairs 123100 may be used for all replacements.

Note:—Items marked thus † are available on our Factory Exchange Unit Scheme

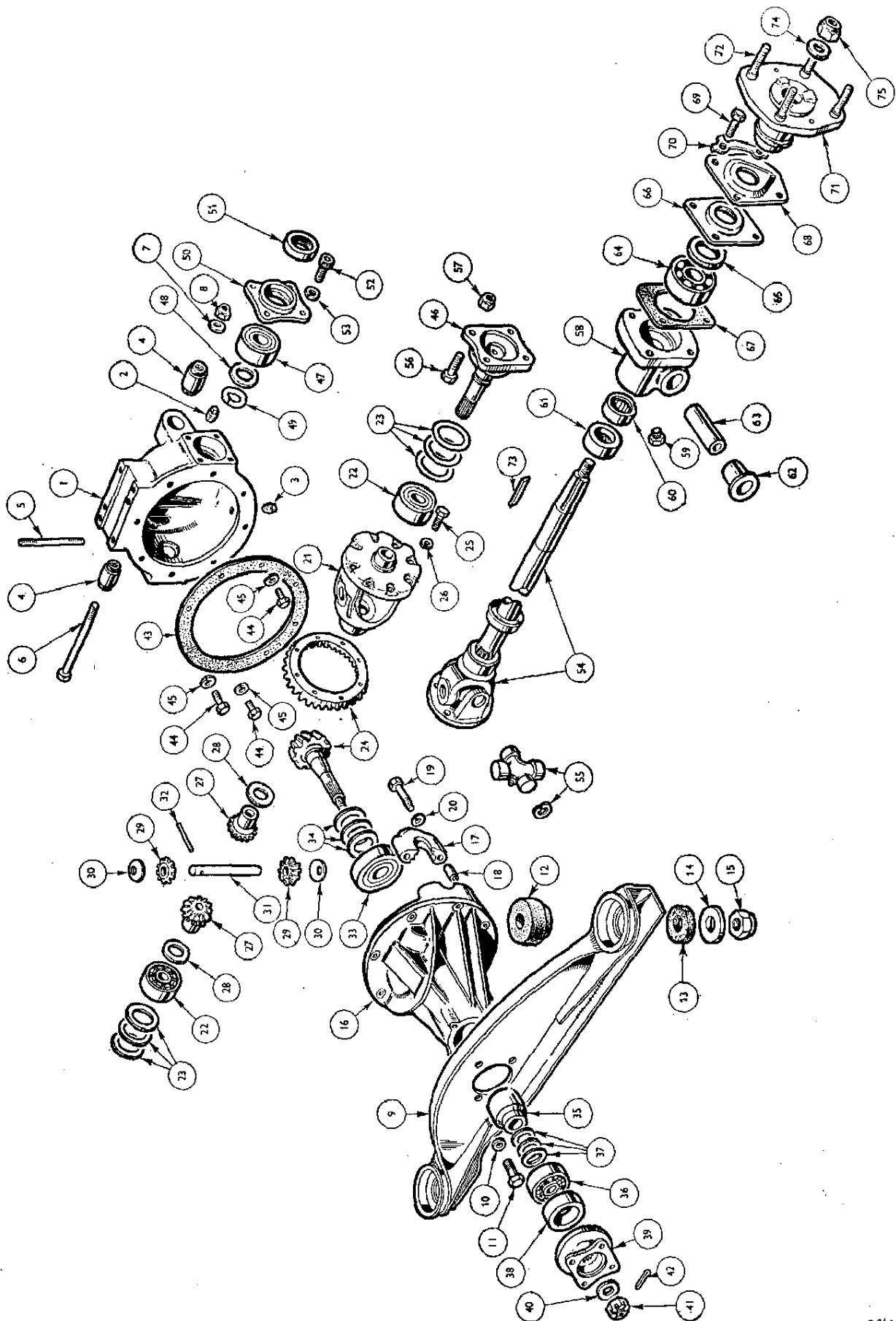


PLATE R.

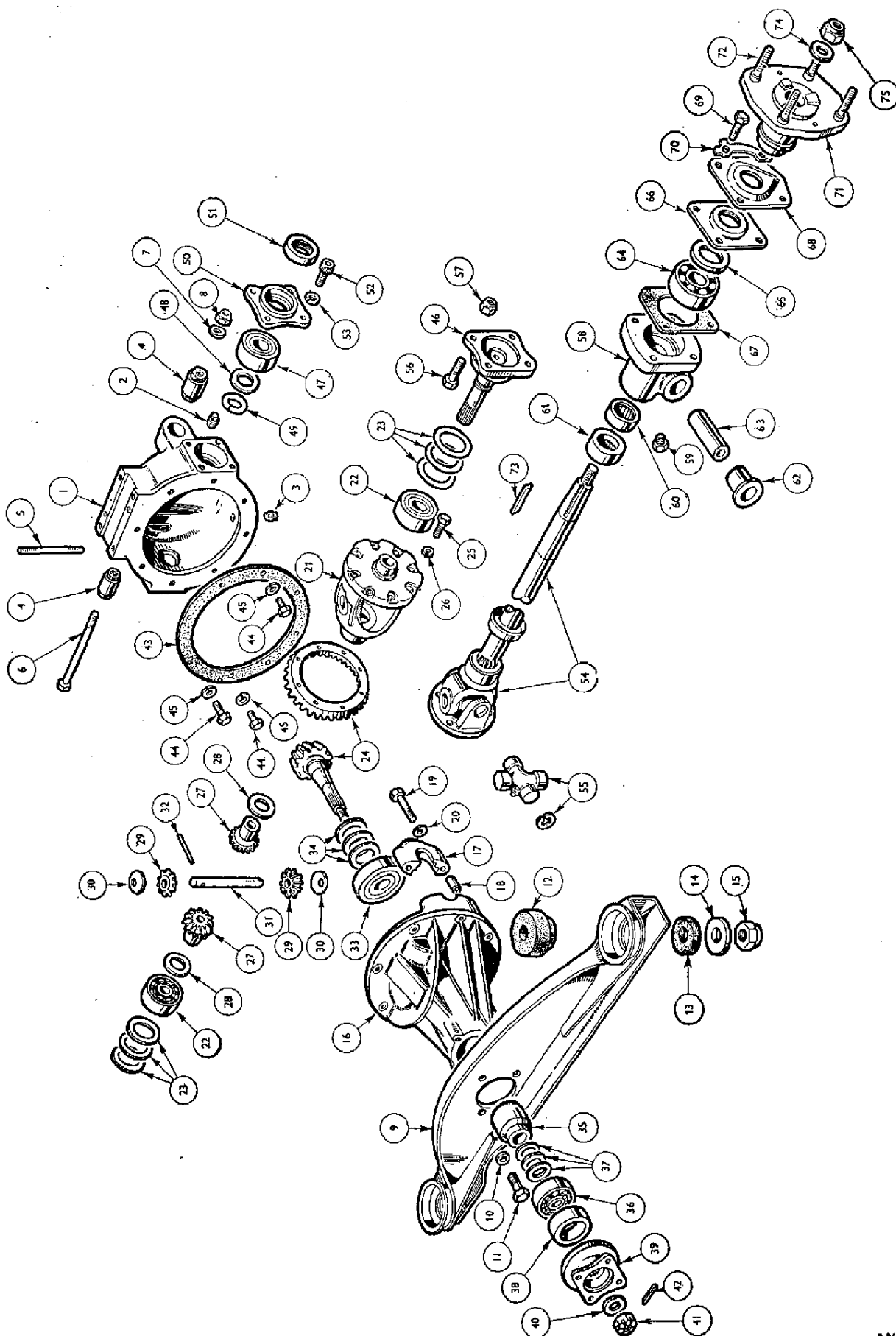


PLATE R.

REAR AXLE

Part No.	Description	Plate No.	No. per Unit	Remarks
REAR AXLE CENTRE ASSEMBLY—(continued)				
100564	Shim, adjusting, bearing (pinion head)	R34	A/R	
100563			A/R	
100562			A/R	
110907	Spacer, between bearings	R35	1	
104557	Bearing, roller, pinion nose	R36	1	
104561	Shim, adjusting, bearing (pinion nose)	R37	A/R	
104563			A/R	
104562			A/R	
109054	Seal, oil, on pinion	R38	1	
121770	Flange, pinion and stoneguard, assembly	R39	1	
WP0022	Washer, plain, between pinion flange and nut	R40	1	
109049	Nut, slotted, securing flange to pinion	R41	1	
PC0011	Pin, cotter, locking nut	R42	1	
114749	Washer, joint	R43	1	
HU0808	Screw, set	R44	8	
WL0208	Washer, lock	R45	8	
	INNER AXLE SHAFT ASSEMBLY			
132649		R46	2	
117948	Bearing, ball	R47	2	
120327	Washer, thrust	R48	2	
132650	Circlip	R49	2	
117547	Cap, bearing retaining	R50	2	
117952	Seal, oil	R51	2	
123803	Screw	R52	8	
WL0207	Washer	R53	8	
	OUTER AXLE SHAFT AND FLINGER ASSEMBLY (B.R.D.)			
129003		R54	2	
128135	Shaft, yoke, assembly		2	
128136	Flange, yoke		2	
513800	Unit package	R55	2	
128651	Circlip, half shaft joint		4	
128469	Flinger		2	
129361	Bolt	R56	8	
510561	Nut, nyloc	R57	8	
	REAR HUB (INNER)			
204226		R58	2	
509539	Plug, screwed, inner hub	R59	2	
117853	Bearing, needle roller	R60	2	
128978	Seal, oil	R61	2	
119571	Bearing, nylon, inner hub	R62	4	} Fitted up to Comm. No. FC62166 only
119572	Piece, distance	R63	2	

Note:—Items marked thus † are available on our Factory Exchange Unit Scheme

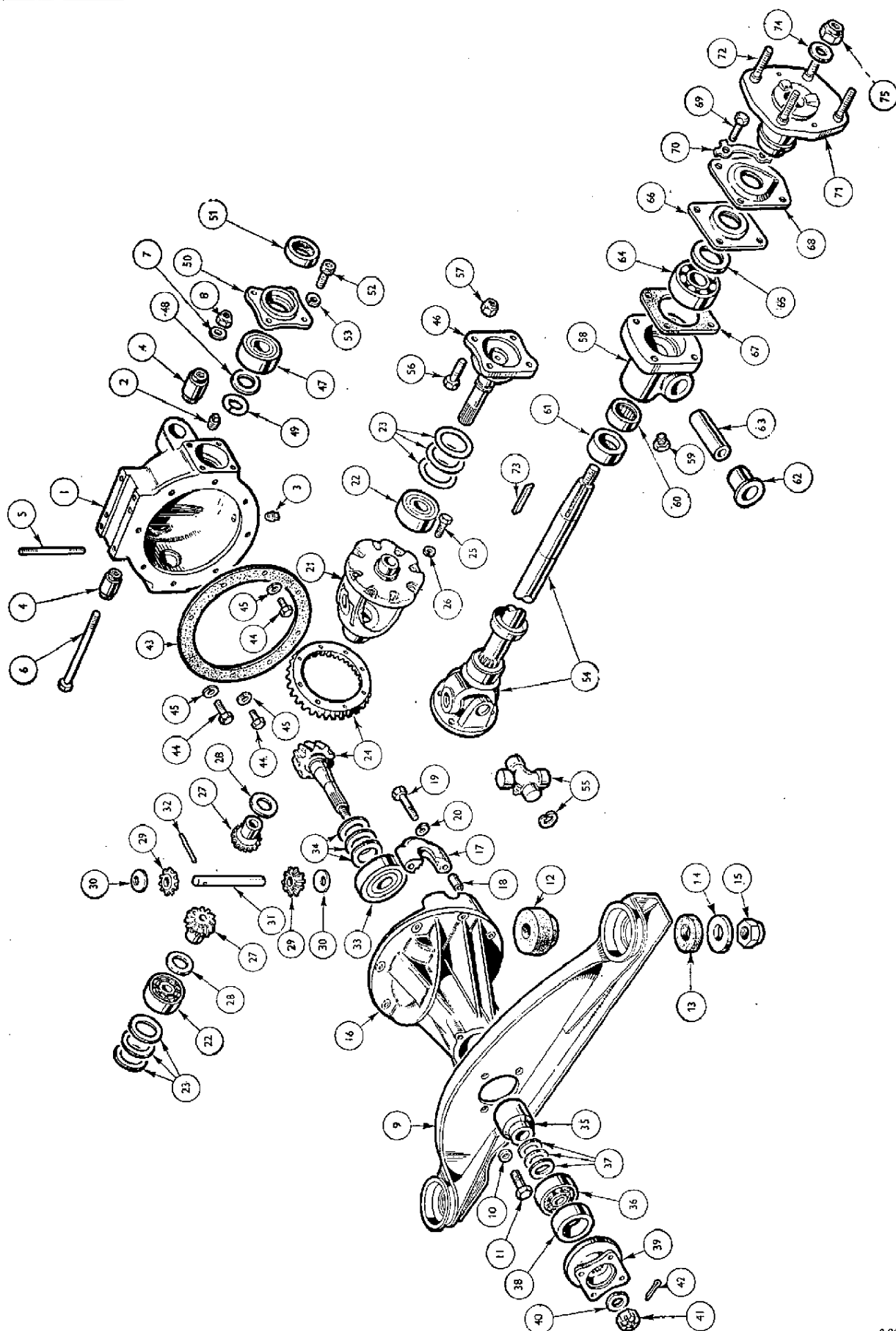


PLATE R.

REAR AXLE

Part No.	Description	Plate No.	No. per Unit	Remarks
514370	REAR HUB BEARING AND SEALING KIT		1	May be used for replacement purposes on vehicles up to Comm. No. FC62166 only.
	Comprising the following items:—			
141218	Bearing, nylon, inner hub		4	Fitted from Comm. No. FC62167 and future
141221	Distance piece		2	
141185	Seal, dirt		4	
141443	Shim, outer		4	
141444	Shim, inner		4	
104585	Bearing, ball, rear hub	R64	2	
107193	Seal, oil	R65	2	
104773	Housing, oil seal	R66	2	
106664	Washer, joint, oil seal housing	R67	2	
104582	Catcher, oil	R68	2	
121862	Bolt	R69	8	
121860	Washer, tab	R70	4	
131567	REAR HUB AND STUD ASSEMBLY	R71	2	
112429	Stud, wheel	R72	8	
104581	Key, axle shaft	R73	2	
142333	Washer, plain	R74	2	
510618	Nut, nyloc	R75	2	

Note:—Items marked thus † are available on our Factory Exchange Unit Scheme

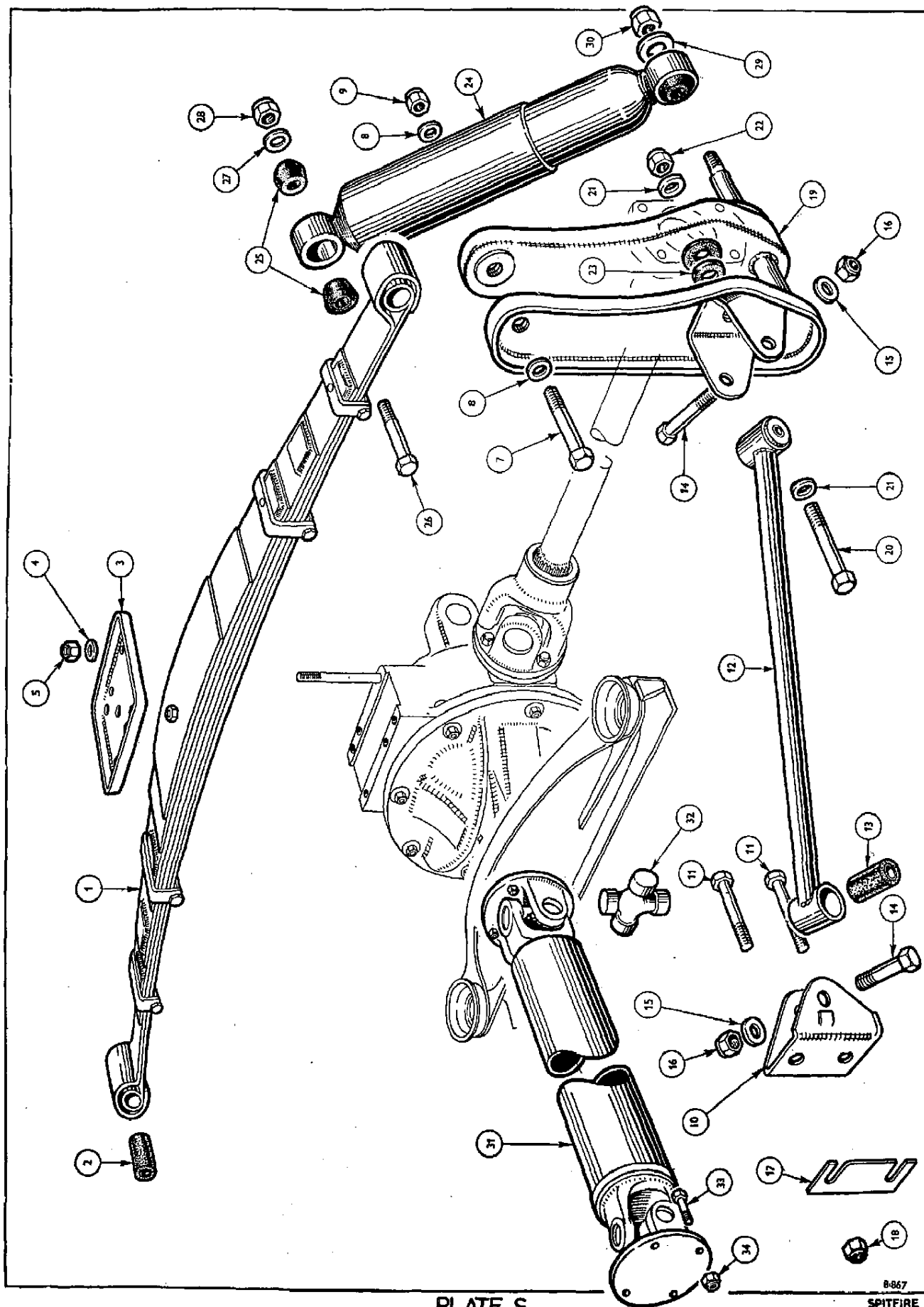


PLATE S

8-867
SPITFIRE

PROPELLOR SHAFT AND ROAD WHEELS

Part No.	Description	Plate No.	No. per Unit	Remarks
210508	†PROPELLOR SHAFT (B.R.D.)	S31	1	
210985	PROPELLOR SHAFT, FRICTIONLESS		1	Overdrive only
513800	Unit package (B.R.D.)	S32	2	
129361	Bolt	S33	4	
TN3208	Nut, nyloc	S34	4	
100996	Bolt		4	
TN3208	Nut, nyloc		4	
505733	ROAD WHEEL		5	} Fitted up to Comm. No. FC56030 only
303804	ROAD WHEEL (Alternative to 505733)		5	
307401	ROAD WHEEL		5	Fitted from Comm. No. FC56031 and future
113087	Nut, road wheel		16	
122806	Plate, nave		4	
514517	ROAD WHEEL KIT—WIRE WHEELS		1	} Special orders for all markets except Germany, Switzerland and U.S.A.
212344	Road wheel, wire		5	
514930	Spoke, short, wire wheel		40	
514931	Spoke, long, wire wheel		20	
502650	Nipple, spoke		60	
142597	Adaptor, hub { R.H.		2	
142598	L.H.		2	
144504	Nut, securing adaptors to hubs		16	
107948	Wheel nut, knock-on { R.H.		2	
107949	L.H.		2	
108450	Mallet, wheel nuts		1	
617992	Bolt } Spare wheel		1	
617993	Cap } retaining		1	
514518	ROAD WHEEL KIT—WIRE WHEELS		1	} Special orders for Germany, Switzerland and U.S.A.
121295	Wheel nut, octagonal { R.H.		2	
121296	L.H.		2	
121297	Spanner, wheel nuts		1	

NOTE:—Tubeless Tyres must not be fitted to Wire Wheels

Note:—Items marked thus † are available on our Factory Exchange Unit Scheme

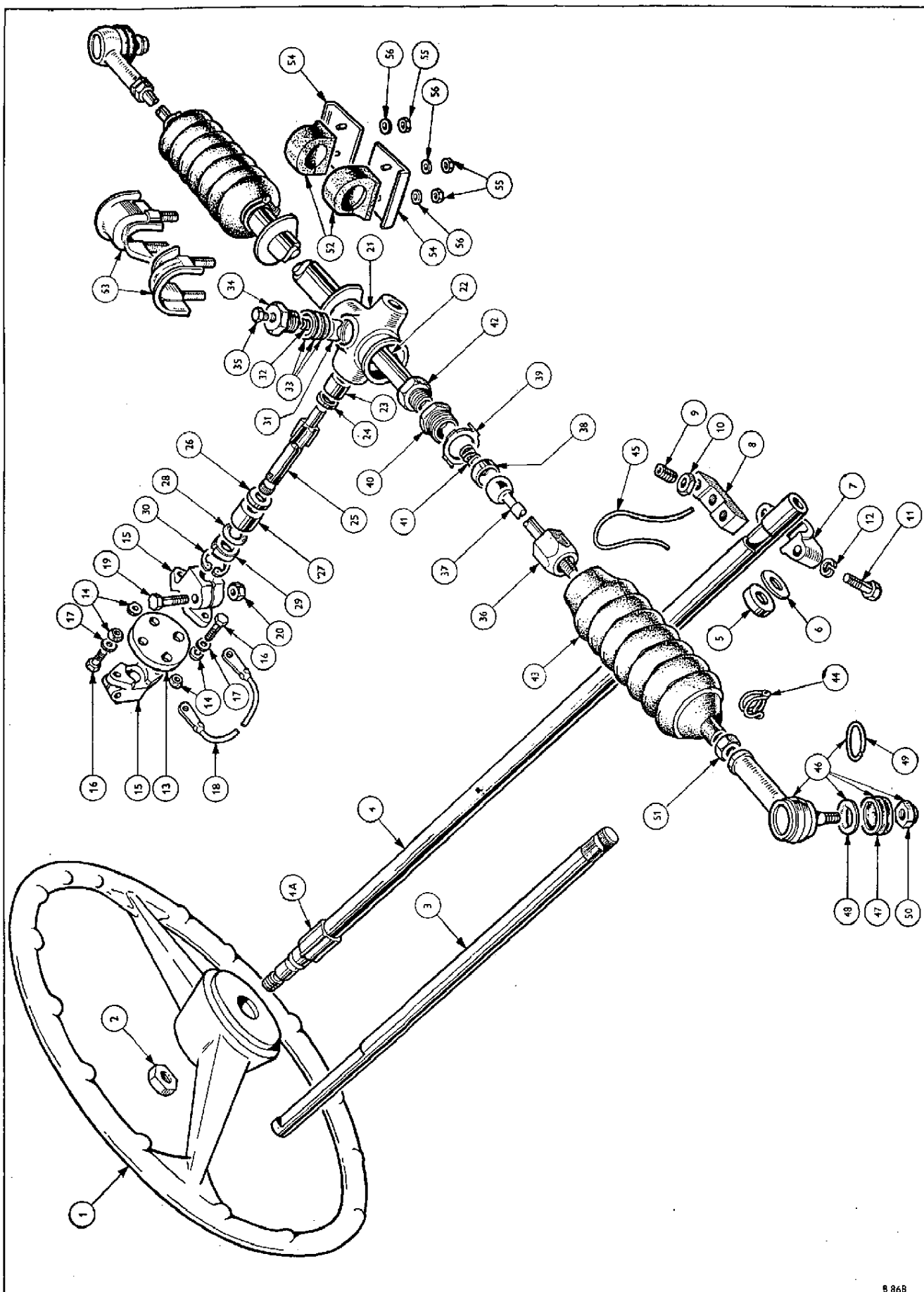


PLATE T

STEERING

Part No.	Description	Plate No.	No. per Unit	Remarks
118577	STEERING WHEEL	T1	1	
307245	STEERING WHEEL—WOOD-RIMMED		1	Special order only
105438	Nut, steering wheel	T2	1	
209688	STEERING COLUMN, LOWER	T3	1	
132130	STEERING COLUMN UPPER ASSEMBLY (LOCKING)		1	Special orders only
122529	STEERING COLUMN UPPER ASSEMBLY	T4	1	Fitted up to Body No. FC31640
141625	STEERING COLUMN UPPER ASSEMBLY (LOCKING)		1	Special orders only
140755	STEERING COLUMN UPPER ASSEMBLY		1	Fitted from Body No. FC31641 and future
122525	Clip, cancelling	T4A	1	Fitted up to Body No. 31640FC only
140549	Clip, cancelling		1	Fitted from Body No. 31641FC and future
NOTE: 122525, Clip, Cancelling, must only be used with Switch 131274. 140549, Clip, Cancelling, must only be used with Switch 140626				
122718	Cap, end, steering column cowl	T5	1	
122719	Washer, bearing	T6	1	
122669	Clamp, steering column	T7	1	
125782	Plate, locating	T8	1	
125781	Screw, locating	T9	1	
JN2110	Nut, lock	T10	2	
HB0710	Bolt	T11	2	
WL0207	Washer, lock	T12	2	
110961	FLEXIBLE JOINT ASSEMBLY		1	Fitted up to Comm. No. FC61199 approx. only
142140	FLEXIBLE JOINT ASSEMBLY		1	Fitted from Comm. No. FC61200 approx. and future
110960	Plate, flexible joint	T13	1	
108977	Bush, rubber, adaptor plate	T14	8	
110959	Adaptor, steering column	T15	2	Fitted up to Comm. No. FC61199 approx. only
142139	Adaptor, flexible joint		2	Fitted from Comm. No. FC61200 approx. and future
108976	Bolt, plate and bushes to adaptor	T16	4	
502136	Washer, plain, on bolt	T17	4	
110461	Strip, conductor, on bolt	T18	1	
502148	Wire, locking bolt		4	
109438	Bolt	T19	2	Fitted up to Comm. No. FC61199
YN2907	Nut, nyloc	T20	2	approx. only
HB0810	Bolt		2	Fitted from Comm. No. FC61200
TN3208	Nut, nyloc		2	approx. and future

Note:—Items marked thus † are available on our Factory Exchange Unit Scheme

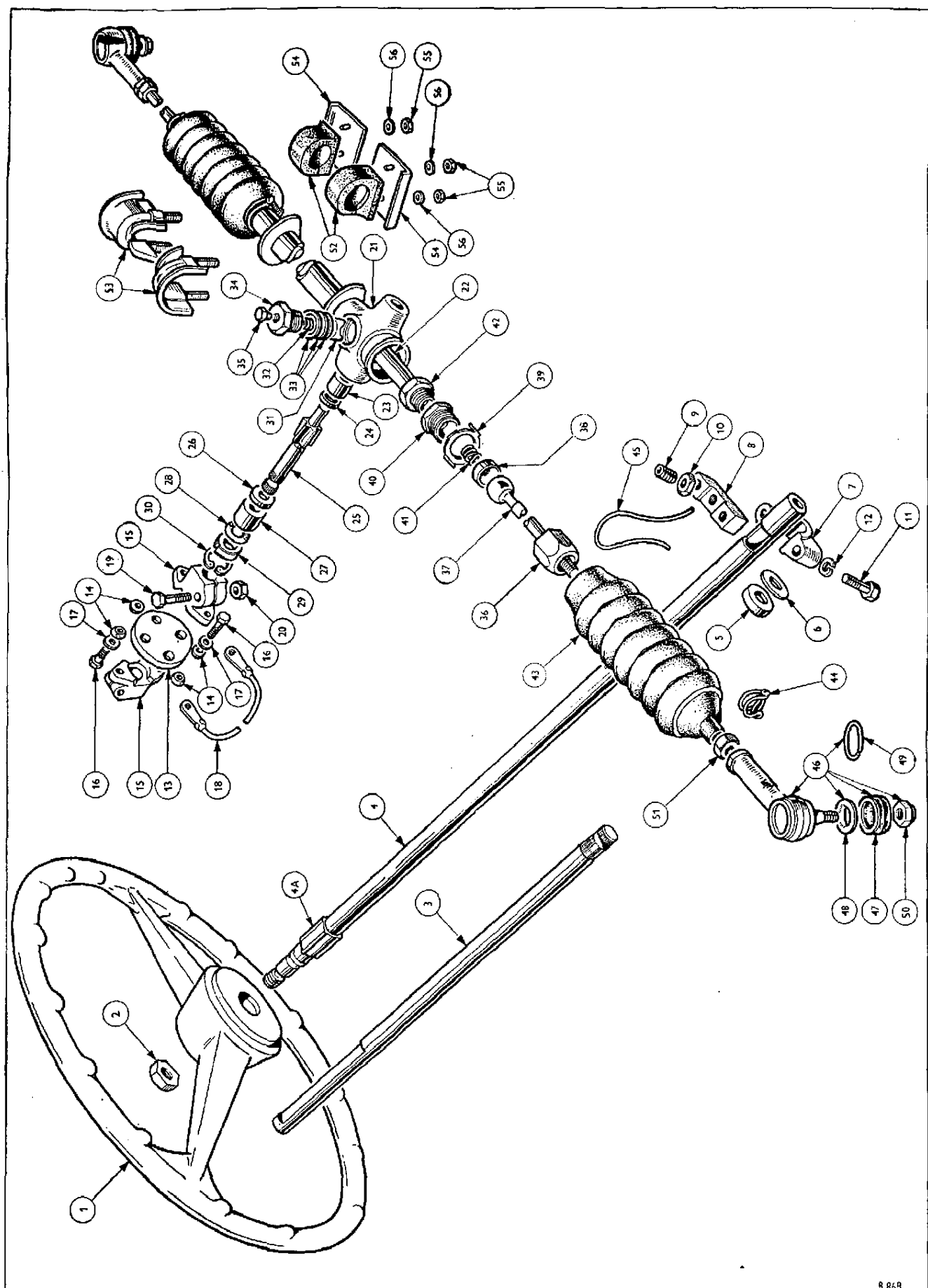


PLATE T

STEERING

Part No.	Description	Plate No.	No. per Unit	Remarks
305932	†RACK AND PINION ASSEMBLY—R.H.S.		1	
305931	†RACK AND PINION ASSEMBLY—L.H.S.		1	
515291	RACK AND PINION ASSEMBLY { R.H.S. (FITTED WITH GREASE NIPPLES) { L.H.S.		1	} Scandinavian countries and to special order only
515290			1	
Not serviced	Rack and pinion body	T21		
145108	Plug, nylon, fitted in rack and pinion body		1	Fitted from Comm. No. FC66200 and future
128002	Bush, rack tube		1	
128020	Cover, end		1	
208058	Rack	T22	1	
127997	Bush, pinion, lower	T23	1	
128000	Washer, thrust, lower	T24	1	
134689	Pinion—R.H.S.	T25	1	
134688	Pinion—L.H.S.		1	
127999	Washer, thrust, upper	T26	1	
127998	Bush, pinion, upper	T27	1	
120941	Shim		A/R	
128021	'O' ring	T28	1	
128001	Plug, end	T29	1	
128008	Pin		1	
509537	Circlip	T30	1	
120946	Plunger	T31	1	
126765	Spring	T32	1	
120959	Shim { .002" .004" .010"		A/R	
120949		T33	A/R	
132055			A/R	
132053	Cap, screwed	T34	1	
133103	Plug, grease	T35	1	
129961	INNER BALL JOINT ASSEMBLY		2	
128024	Housing, ball	T36	2	
128023	Pin, ball	T37	2	
120955	Socket, ball	T38	2	
120957	Washer, tab	T39	2	
130031	Shim (.002")		A/R	
130032	Shim (.010")		A/R	
129963	Sleeve, adaptor	T40	2	
120953	Spring	T41	2	
142795	Locknut	T42	2	
128004	Bellows	T43	1	
120948	Bellows		1	
CS4009	Clip, bellows	T44	2	
CS4020	Clip, bellows		1	
512781	Wire, binding bellows—18 SWG, galvanised (Driver's side only)	T45	A/R	

Note:—Items marked thus † are available on our Factory Exchange Unit Scheme

STEERING

Part No.	Description	Plate No.	No. per Unit	Remarks
136600	BALL JOINT ASSEMBLY	T46	2	
512420	Gaiter assembly	T47	2	
Not serviced	Retainer, gaiter	T48		
Not serviced	Clip, gaiter	T49		
106468	BALL JOINT ASSEMBLY, TIE ROD END (fitted with grease nipples)		2	} Scandinavian and special order only
500098	Nipple, grease		2	
WF0541	Washer, fibre, grease nipple		2	
104775	Seal, oil, ball joint		2	
TN3209	Nut, nyloc (part of ball joint assembly)	T50	2	
128022	Locknut, ball joint attachment	T51	2	
133872	MOUNTING BLOCK, RACK AND PINION BODY	T52	2	Fitted up to Comm. No. FC24035 only
139386	MOUNTING RUBBER, RACK AND PINION BODY		2	Fitted from Comm. No. FC24036 and future
133874	Clamp assembly	T53	2	Fitted up to Comm. No. only
136885	Clamp assembly	T53	2	Fitted from Comm. No. and future
133875	Plate	T54	2	
YN2908	Nut, nyloc, full	T55	4	
WP0008	Washer, plain	T56	4	

Note:—Items marked thus † are available on our Factory Exchange Unit Scheme

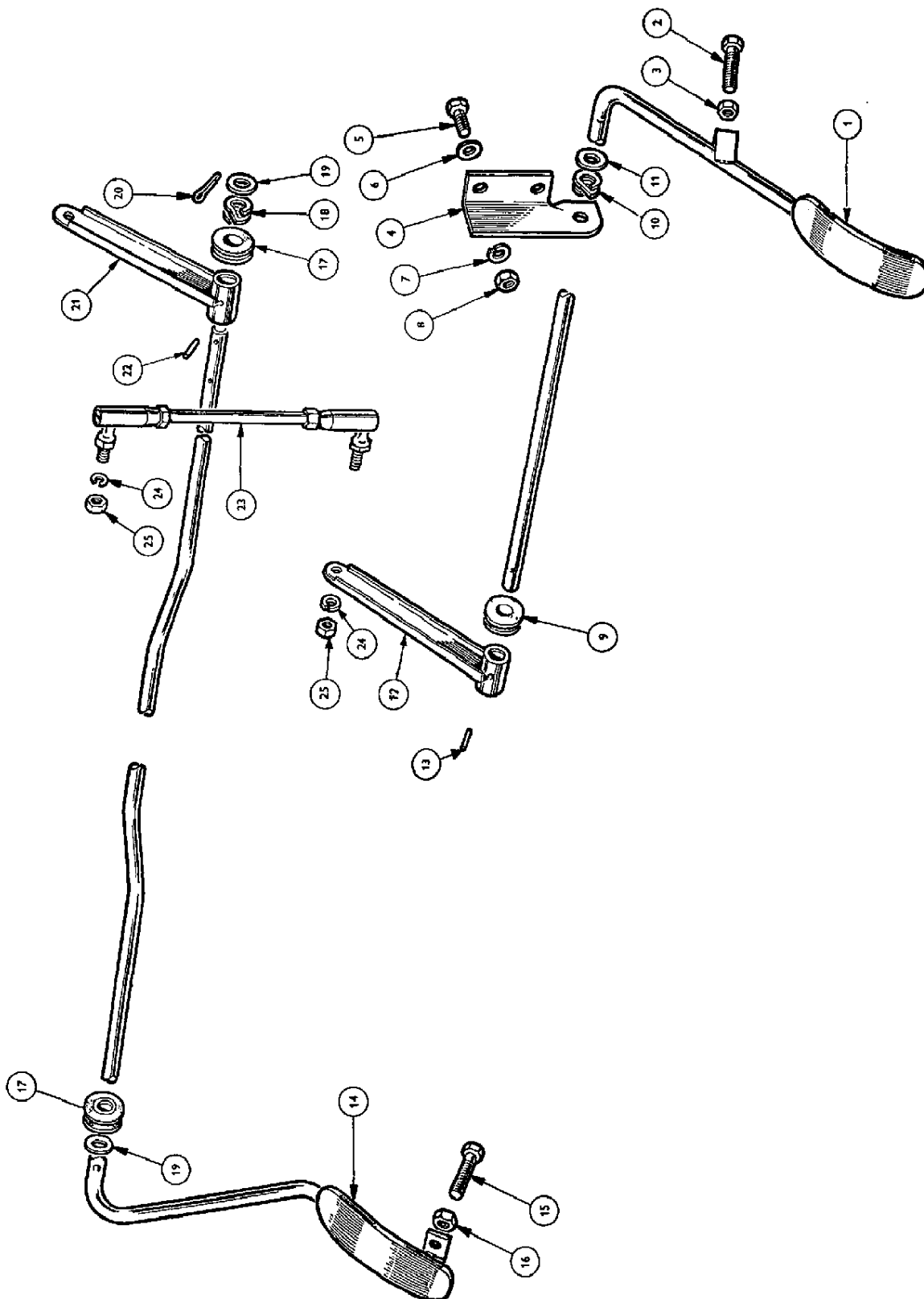


PLATE U

ACCELERATION CONTROL

Part No.	Description	Plate No.	No. per Unit	Remarks
209636	ACCELERATOR PEDAL ASSEMBLY, R.H.S. (Comprising U1, U2, U3 and U12)	U1	1	Fitted up to Comm. No. FC50000 only
212323	ACCELERATOR PEDAL ASSEMBLY, R.H.S.		1	Fitted from Comm. No. FC50001 and future
HU0809	Screw, set	U2	1	Fitted to accelerator stop bracket
HN2008	Nut	U3	1	
137015	Bracket, fulcrum assembly	U4	1	
HU0704	Screw, set	U5	2	Fulcrum bracket to body
WP0007	Washer, plain	U7	2	
WL0207	Washer, lock	U7	2	
134540	Bearing, accelerator pedal	U9	1	
134953	Seal, felt		1	Fitted on pedal cross shaft
WP0009	Washer, plain		1	
PC0009	Pin, cotter, locating pedal in bearing			
WD0159	Washer, lock (double coil)	U10	1	Locating pedal in bearing
WP0009	Washer, plain	U11	1	
134537	Lever assembly, accelerator operating	U12	1	Fitted up to Comm. No. FC50000 only
142500	Lever assembly, accelerator operating		1	Fitted from Comm. No. FC50001 and future
DS1312	Spring dowel, attaching lever to pedal	U13	1	
209638	ACCELERATOR PEDAL ASSEMBLY, L.H.S. (Comprising U14, U15, U16 and U21)	U14	1	Fitted up to Comm. No. FC50000 only
212358	ACCELERATOR PEDAL ASSEMBLY, L.H.S.		1	Fitted from Comm. No. FC50001 and future
HU0809	Screw, set	U15	1	Fitted to accelerator stop bracket
HN2008	Nut	U16	1	
134540	Bearing, accelerator pedal	U17	2	
WD0159	Washer, double coil	U18	1	Locating pedal in bearing
WP0009	Washer, plain	U19	1	
PC0009	Pin, cotter	U20	1	
134537	Lever assembly, accelerator operating	U21	1	Fitted up to Comm. No. FC50000 only
142500	Lever assembly, accelerator operating		1	Fitted from Comm. No. FC50001 and future
DS1312	Spring dowel, attaching lever to pedal	U22	1	
134545	THROTTLE OPERATING ROD	U23	1	
WL0207	Washer, lock	U24	2	Rod to operating and carburettor levers
HN2007	Nut	U25	2	
136835	Spring, throttle return		1	
136979	Link, throttle return spring		1	

Note:—Items marked thus † are available on our Factory Exchange Unit Scheme

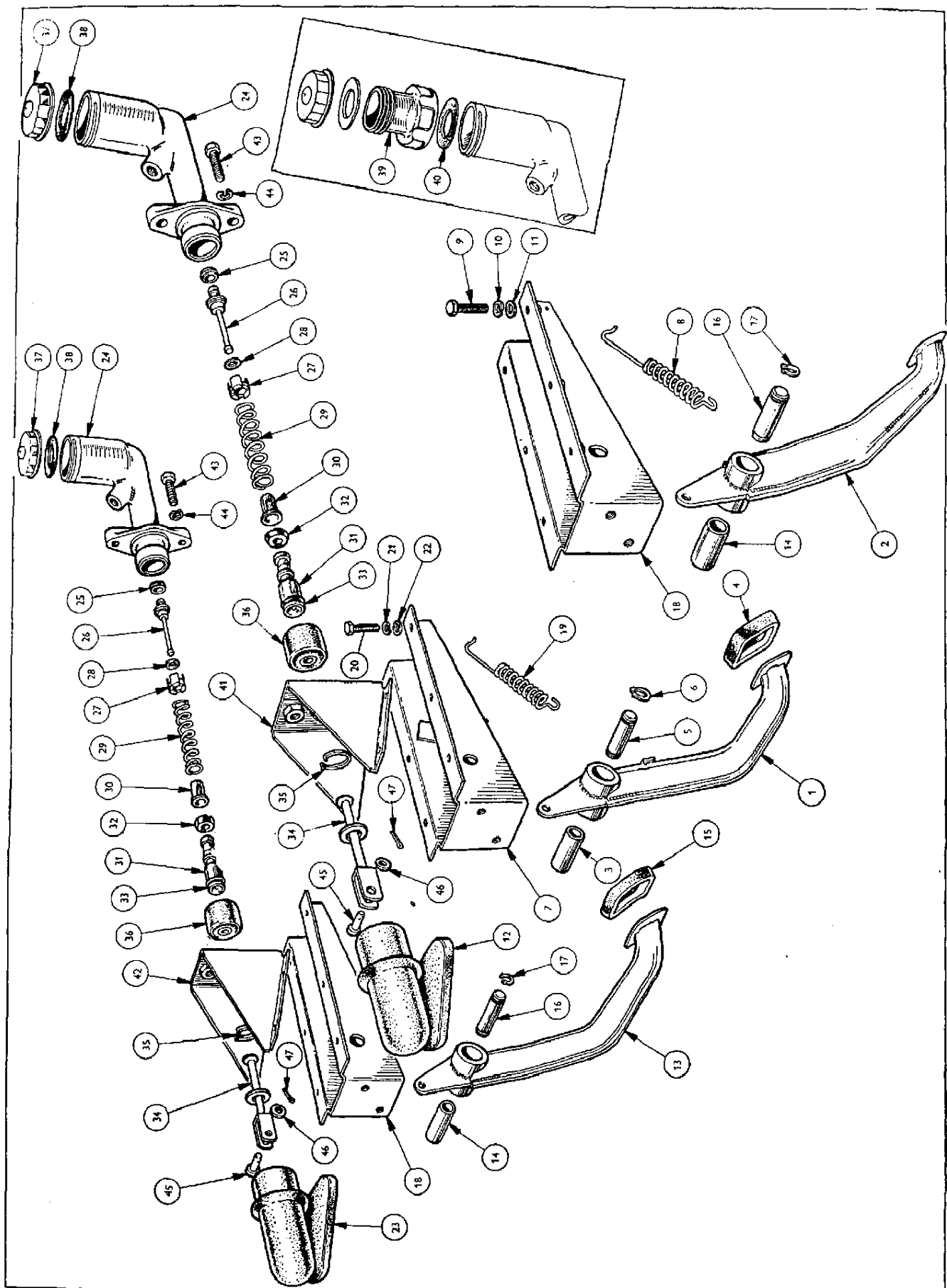


PLATE V

CLUTCH AND BRAKE PEDALS

Part No.	Description	Plate No.	No. per Unit	Remarks
209835	CLUTCH PEDAL AND MOUNTING		1	
209836	BRACKET ASSEMBLY		1	
136381	Pedal assembly, clutch		1	
134504			1	
105605	Bush, pedal to shaft	V1	1	
122289	Pad, rubber, on pedal	V2	1	
119575	Shaft, pedal	V3	1	
506542	Circlip	V4	1	
119581	Bracket assembly, pedal mounting	V5	1	
137842	Bracket assembly, pedal mounting	V6	2	Alternative to 137842
114438	Spring, pedal return	V7	1	Alternative to 119581
HU0705	Screw, set	V8	1	
WL0207	Washer, lock	V9	8	
WM0057	Washer, plain	V10	8	
125217	Cover, dust, clutch pedal	V11	4	
		V12	1	
209837	BRAKE PEDAL AND MOUNTING		1	
	BRACKET ASSEMBLY		1	
134503	Pedal assembly, brake	V13	1	
105605	Bush, pedal to shaft	V14	1	
122289	Pad, rubber, on pedal	V15	1	
119575	Shaft, pedal	V16	1	
506542	Circlip	V17	2	
134532	Bracket assembly, brake pedal mounting	V18	1	
114438	Spring, pedal return	V19	1	
HU0705	Screw, set	V20	8	
WL0207	Washer, lock	V21	8	
WM0057	Washer, plain	V22	4	
125217	Cover, dust, brake pedal	V23	1	

Note:—Items marked thus † are available on our Factory Exchange Unit Scheme

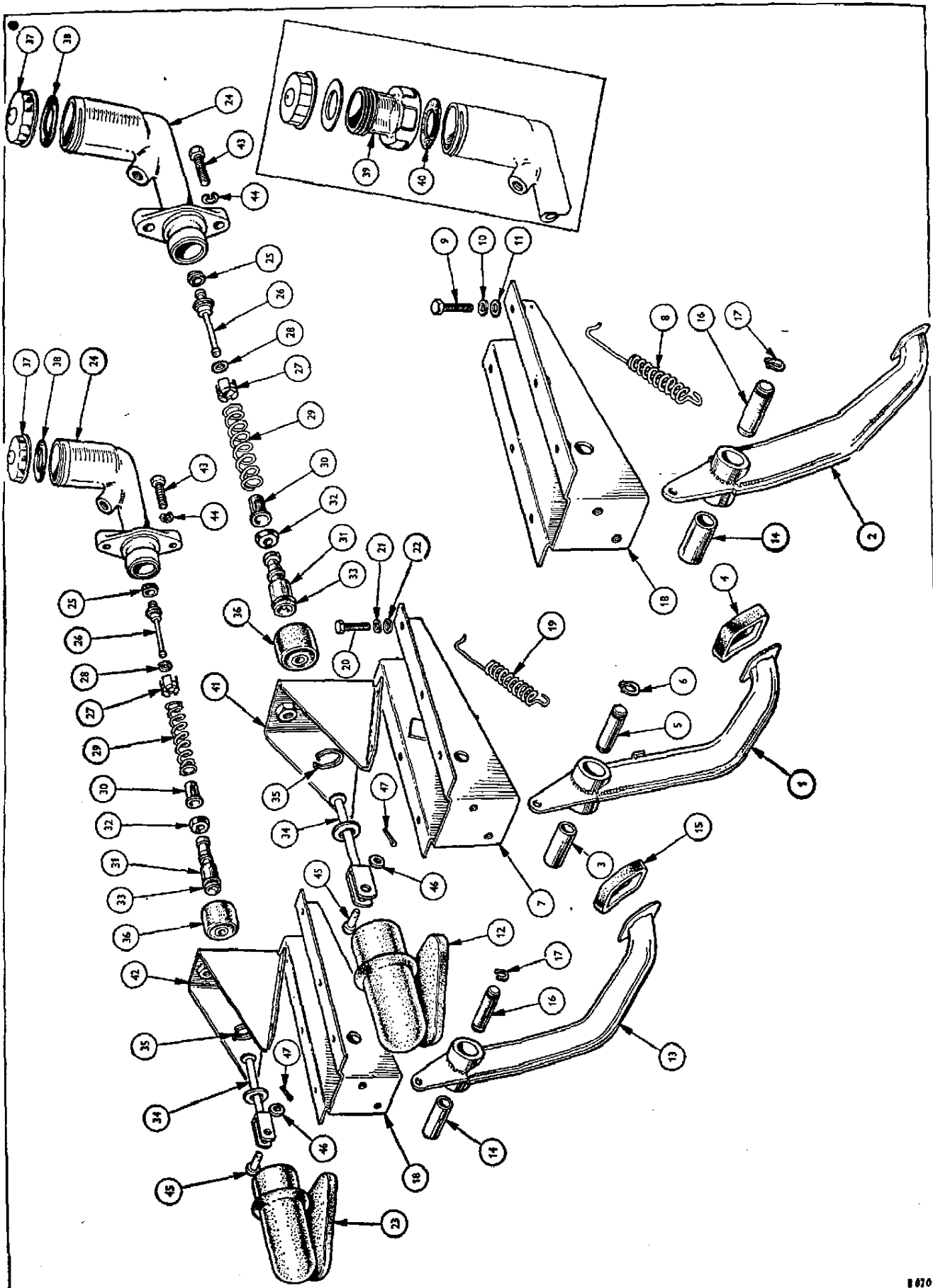


PLATE V

MASTER CYLINDER

Part No.	Description	Plate No.	No. per Unit	Remarks
120308	†MASTER CYLINDER ASSEMBLY (CLUTCH)		1	
132125	†MASTER CYLINDER ASSEMBLY (BRAKE)		1	
120308	†MASTER CYLINDER ASSEMBLY (BRAKE)		1	France and special order only
Not serviced	Body, master cylinder	V24		
106158	Seal, valve	V25	2	
106157	Stem, valve	V26	2	
111163	Spacer, valve	V27	2	
106090	Washer, spring, valve head	V28	2	
106156	Spring, plunger	V29	2	
106088	Retainer, spring	V30	2	
106155	Plunger, cylinder	V31	2	
109190	Seal, plunger	V32	2	
111979	Seal, tape, cylinder plunger	V33	2	
122296	Rod, push assembly	V34	2	
106092	Circlip, push rod retainer	V35	2	
510940	Cover, dust (rubber), cylinder end	V36	2	
106094	Lid, reservoir	V37	2	
106095	Gasket, on reservoir lid	V38	2	
209314	Extension, brake master cylinder reservoir	V39	1	} France and special order only
106095	Gasket, extension to master cylinder body	V40	1	
119583	MASTER CYLINDER { Clutch	V41	1	
133450	SUPPORT BRACKET { Brake	V42	1	
138077	SUPPORT BRACKET, BRAKE MASTER CYLINDER		1	France and special orders
HU0807	Setcrew	V43	4	} Master cylinders to support bracket Clutch and brake pedals to master cylinder push rods
WL0208	Washer, lock	V44	4	
PJ8808	Pin, joint	V45	2	
WP0008	Washer, plain	V46	2	
PC0009	Pin, cotter	V47	2	
508445	SERVICE KIT MASTER CYLINDER		2	

Note:—Items marked thus † are available on our Factory Exchange Unit Scheme

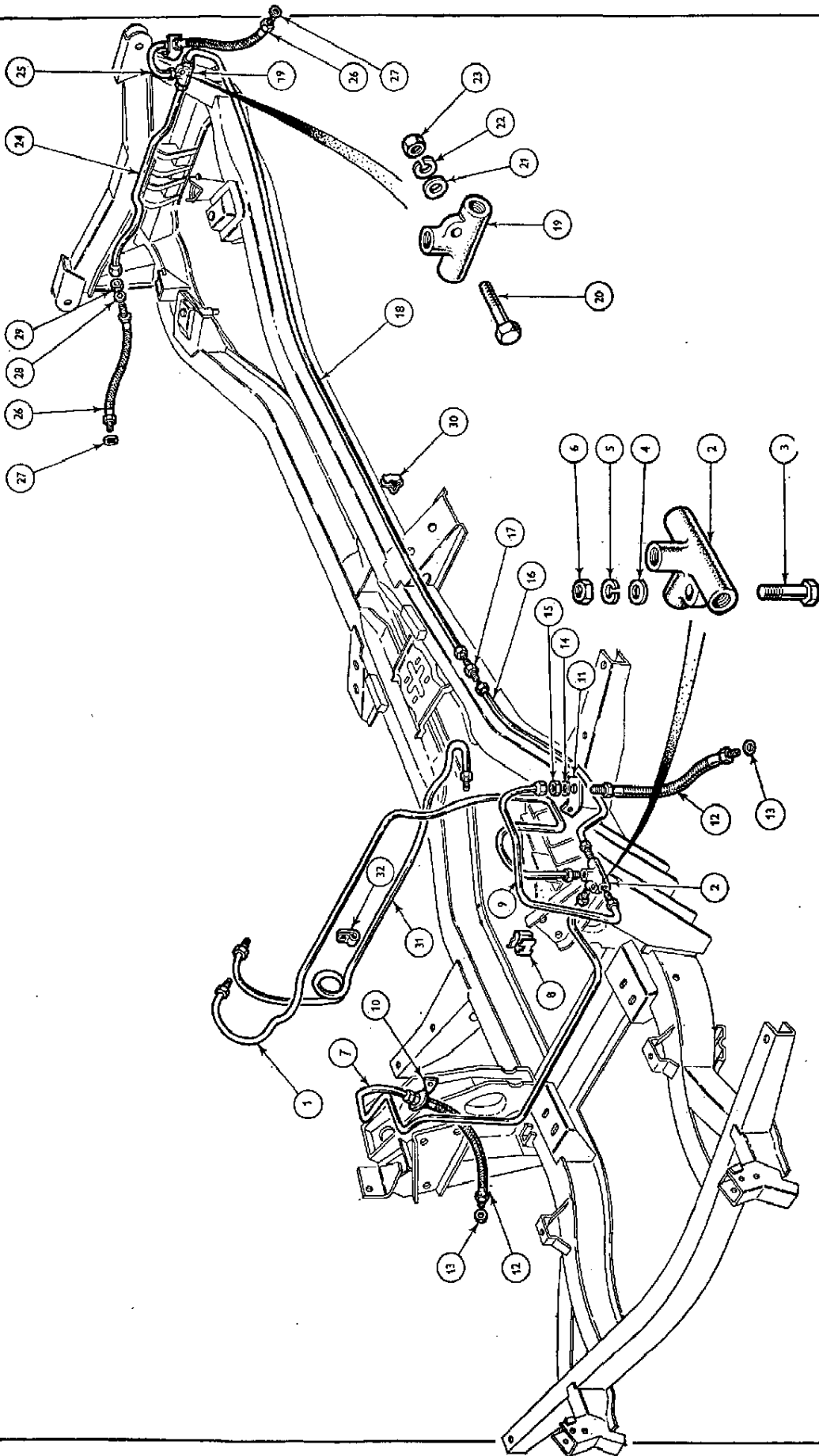


PLATE W

HYDRAULIC PIPES

Part No.	Description	Plate No.	No. per Unit	Remarks
HYDRAULIC BRAKE PIPES				
209755	Pipe, assembly, master cylinder to four way connection	W1	1	
209754			1	
59380	Clip		2	
YA0403	Screw, self-tapping		2	
136939	Connection, four way	W2	1	
HB0710P	Bolt	W3	1	
WP0007	Washer, plain	W4	1	
WVL0207	Washer, lock	W5	1	
HN2007	Nut	W6	1	
305765	Pipe assembly, four way to R.H. front hose	W7	1	
137048	Clip, brake pipe to front suspension mounting bracket—R.H.	W8	1	
134056	Pipe assembly, four way to L.H. front hose	W9	1	
132365	Bracket, hose mounting	W10	1	
132366		W11	1	
	Note—Hose bracket secured by valance panel attachments			
132958	Hose assembly, front	W12	2	
107072	Gasket (hose)	W13	2	
WVN0709	Washer, shakeproof	W14	2	
JN2109	Nut	W15	2	
305764	Pipe assembly, four way to double end union	W16	1	
121782	Connector, double end union	W17	1	
305911	Pipe assembly, three way to double end union	W18	1	
136908	Piece, three way	W19	1	
HB0710P	Bolt	W20	1	
WP0007	Washer, plain	W21	1	
WVL0207	Washer, lock	W22	1	
HN2007	Nut	W23	1	
209343	Pipe assembly, three way to hose—R.H.	W24	1	Alternative to 211399
133534	Pipe assembly, three way to hose—L.H.	W25	1	Alternative to 139523
211399	Pipe assembly, three way to rear hose—R.H.		1	Alternative to 209343
139523	Pipe assembly, three way to rear hose—L.H.		1	Alternative to 133534
115459	Hose assembly, rear	W26	2	
107072	Gasket, hose	W27	2	
WVN0709	Washer, shakeproof	W28	2	
JN2109	Nut	W29	2	
59191	Clip, brake and petrol pipes	W30	4	
501707/LV	Fluid, brake		1 qt.	
506628	Fluid, brake		1 pint	
514580	Fluid, brake		8 oz.	
HYDRAULIC CLUTCH PIPES				
305937	Pipe assembly, master cylinder to clutch	W31	1	
305936	slave cylinder		1	
102227	Clip, clutch pipe to transmission unit—R.H.S. only	W32	1	Fitted up to Comm. No. FC13360 only
100148	Clip, clutch pipe to transmission unit—R.H.S.		1	} Fitted from Comm. No. FC13361 and future
138608	Grommet for clip 100148		1	
59380	Clip clutch pipe to dash shelf—L.H.S. only		1	

Note:—Items marked thus † are available on our Factory Exchange Unit Scheme

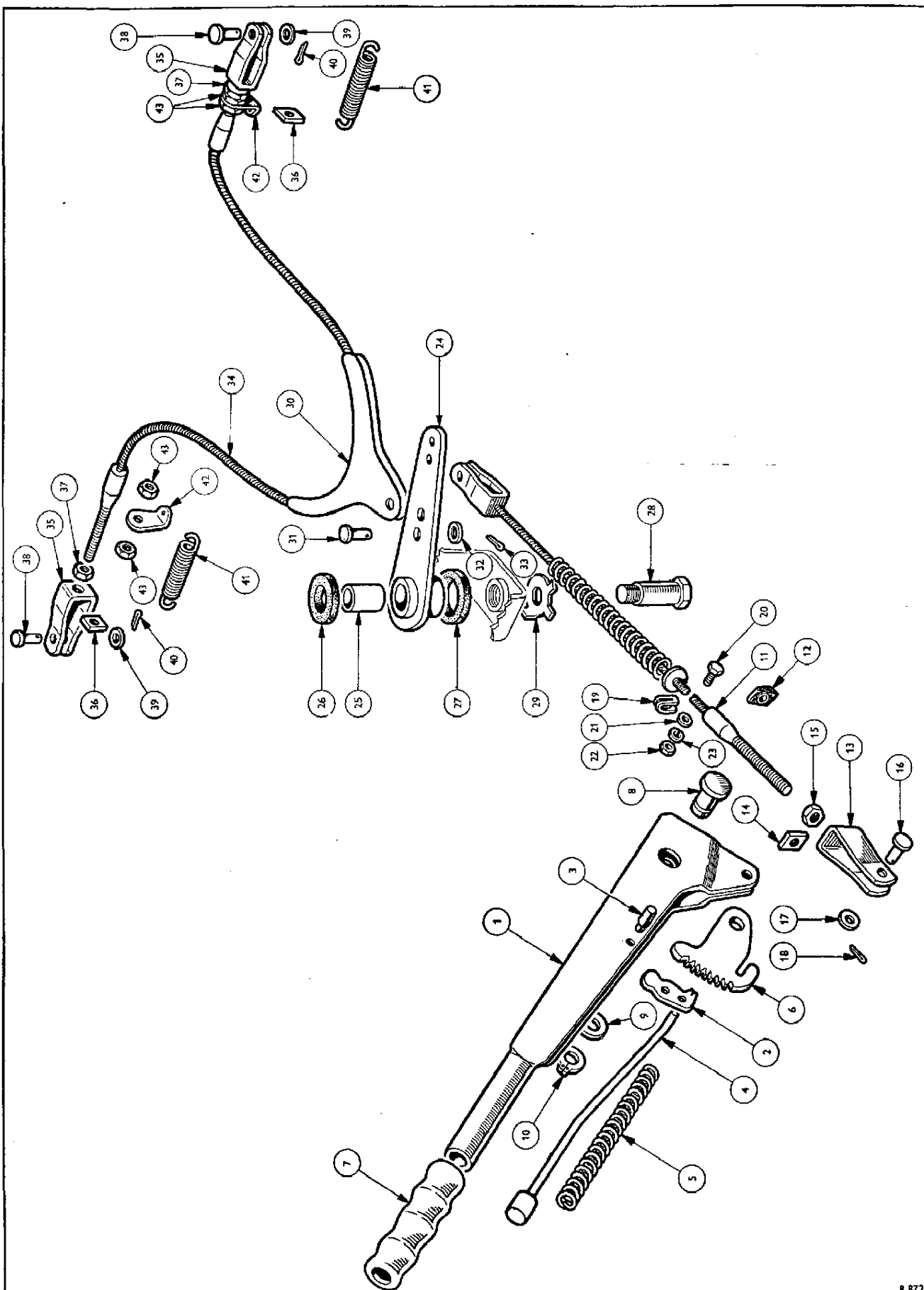
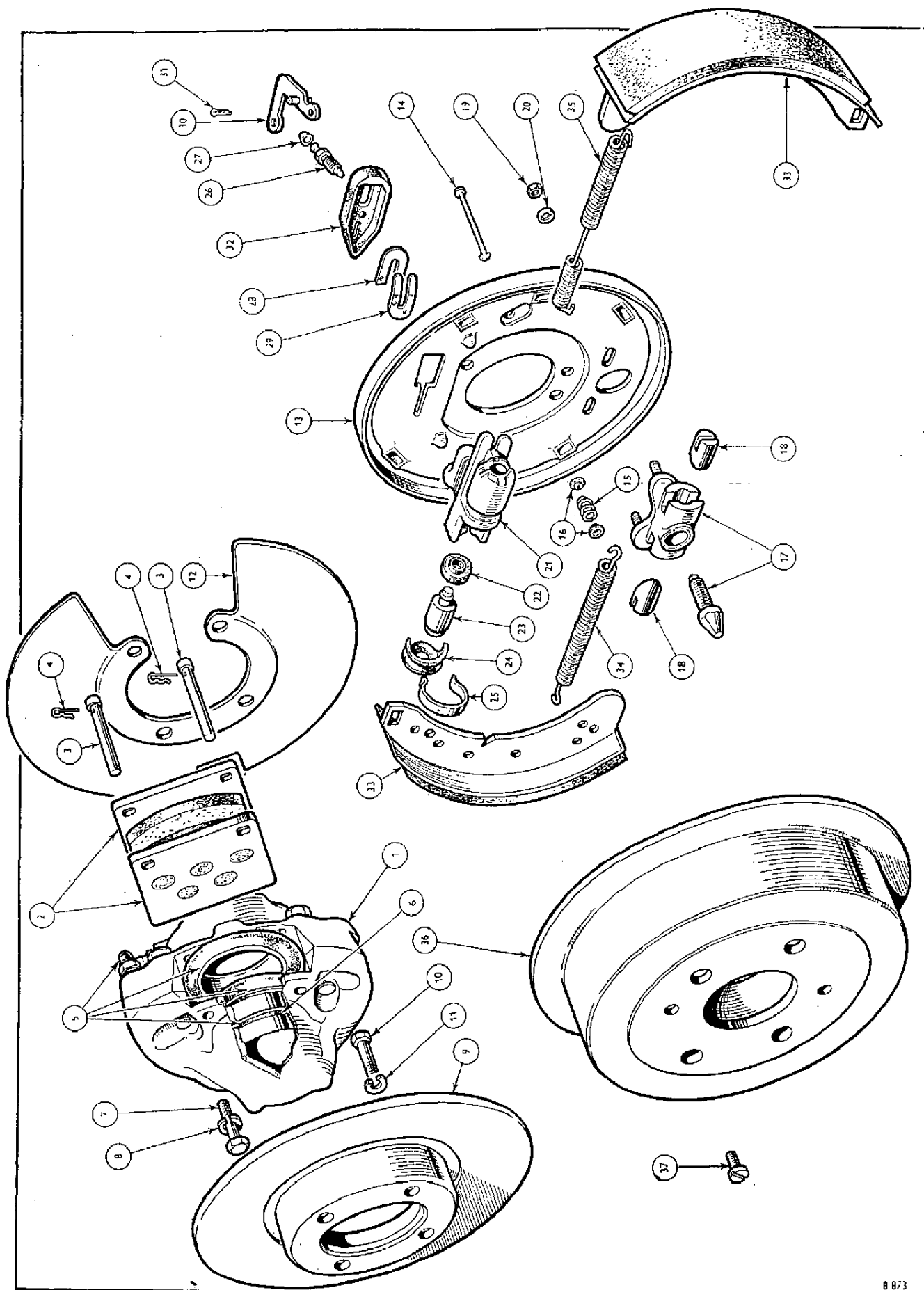


PLATE X

HANDBRAKE

Part No.	Description	Plate No.	No. per Unit	Remarks
134253	HANDBRAKE ASSEMBLY		1	
132586	Lever, assembly	X1	1	
134143	Pawl } Fitted to	X2	1	
104738	Pin } lever	X3	1	
134001	Rod assembly, pawl release	X4	1	
104740	Spring, pawl release	X5	1	
104742	Segment, ratchet	X6	1	
131312	Grip, handbrake lever	X7	1	
104743	Pin, fulcrum } Handbrake lever	X8	1	
WYP0119	Washer, plain } and ratchet to	X9	1	
500186	Ring, snap } mounting bracket	X10	1	
133914	HANDBRAKE CABLE ASSEMBLY (Handbrake to Relay Lever)	X11	1	Alternative to 121766
121766	HANDBRAKE CABLE ASSEMBLY (Handbrake to Relay Lever)		1	Alternative to 133914
133913	Grommet, handbrake cable to floor	X12	1	
104749	Fork-end, cable to handbrake	X13	1	
QN2707	Nut, square } Fork end	X14	1	
JN2107	Nut, jam } attachment	X15	1	
104750	Pin } Cable attachment	X16	2	
WP0035	Washer } Cable attachment	X17	2	
PC0005	Pin, cotter } Cable attachment	X18	2	
106036	Clip, handbrake cable	X19	1	
TF2205	Setcrew	X20	1	
WP0002	Washer, plain } Clip to	X21	1	
HN2002	Nut, lock } handbrake cable	X22	1	
WL0202	Washer, spring } cable	X23	1	
134862	RELAY LEVER ASSEMBLY	X24	1	
121757	Bearing	X25	1	
121760	Seal, felt, relay lever	X26	1	
121755	Seal, dust (rubber)	X27	1	
121759	Pin, shouldered } Relay lever	X28	1	
121758	Washer, tab } to body	X29	1	
121699	COMRENSATING SECTOR	X30	1	
PJ8806	Pin, joint } Compensator	X31	1	
WP0008	Washer, plain } to relay	X32	1	
PC0009	Pin, cotter } lever	X33	1	
133915	Cable assembly, compensator to wheel cylinder	X34	1	
104749	Fork end, rear cable	X35	2	
QN2707	Nut, square } Fork end	X36	2	
JN2107	Nut, jam } attachment	X37	2	
104750	Pin } Cable to	X38	2	
WP0007	Washer, plain } rear brake	X39	2	
PC0005	Pin, cotter } units	X40	2	
131806	Spring, pull-off, handbrake rear cable	X41	2	
131807	Plate, spring anchor	X42	2	
HN2007	Nut, spring anchor plate to rear cable	X43	4	

Note:—Items marked thus † are available on our Factory Exchange Unit Scheme



BRAKES

Part No.	Description	Plate No.	No. per Unit	Remarks
FRONT BRAKE DETAILS				
208937	Caliper assembly, R.H.	Y1	1	} Fitted up to Comm. No. FC15219 only } Fitted from Comm. No. FC15220 and future
208936	Caliper assembly, L.H.	Y1	1	
210989	Caliper assembly, R.H.		1	
210988	Caliper assembly, L.H.		1	
512067	Piston, fitted in caliper body		4	
511033	Pad, lining	Y2	1 Set	Fitted up to Comm. No. FC15219 only
138667	Pad, lining		1 Set	Fitted from Comm. No. FC15220 and future
512539	Pad, lining, heavy duty		1 Set	For competition purposes only
511031	Pin, pad retaining	Y3	4	
511032	Clip, pin retaining	Y4	4	
511034	Service kit	Y5	1	
511035	Ring, sealing	Y6	2	Fitted up to Comm. No. FC15219 only
512543	Ring, sealing		2	Fitted from Comm. No. FC15220 and future
136407	Shim, damping, between lining pad and piston		4	Fitted up to Comm. No. FC15219 only
138767	Shim, damping, spring, L.H.		2	} Fitted from Comm. No. FC15220 and future
138768	Shim, damping, spring, R.H.		2	
132439	Bolt } Caliper to	Y7	4	
WQ0310	Washer } mounting bracket	Y8	4	
208715	Disc, friction	Y9	2	
113150	Bolt } Friction disc	Y10	8	
WQ0309	Washer } to hub	Y11	8	
108756	Screw, bleed		2	
105676	Cover, bleed screw		2	Fitted up to Comm. No. FC15219 only
512544	Cover, bleed screw		2	Fitted from Comm. No. FC15220 and future
208718	Shield, dust { R.H.	Y12	1	} Fitted up to Comm. No. FC15575 only } Fitted from Comm. No. FC15576 and future
208713		Y12	1	
211046	Shield, dust { R.H.		1	
211047			1	
208789	REAR BRAKE ASSEMBLY—R.H.		1	
208790	REAR BRAKE ASSEMBLY—L.H.		1	
131809	BACK PLATE—R.H.		1	
131810	BACK PLATE—L.H.		Y13	1
120124	Pin, shoe hold down	Y14	4	} Securing shoe to back plate
504877	Spring	Y15	4	
504878	Washer, cup	Y16	4	
120142	ADJUSTER UNIT ASSEMBLY		Y17	2
111054	Tappet, between wedge and shoe	Y18	4	
HN2007	Nut	Y19	4	
WN0707	Washer, spring	Y20	4	
Note: When fitted in sets (Part Nos. 138767/8 and 138667) can be used for all replacements and alternatives.				

Note:—Items marked thus † are available on our Factory Exchange Unit Scheme

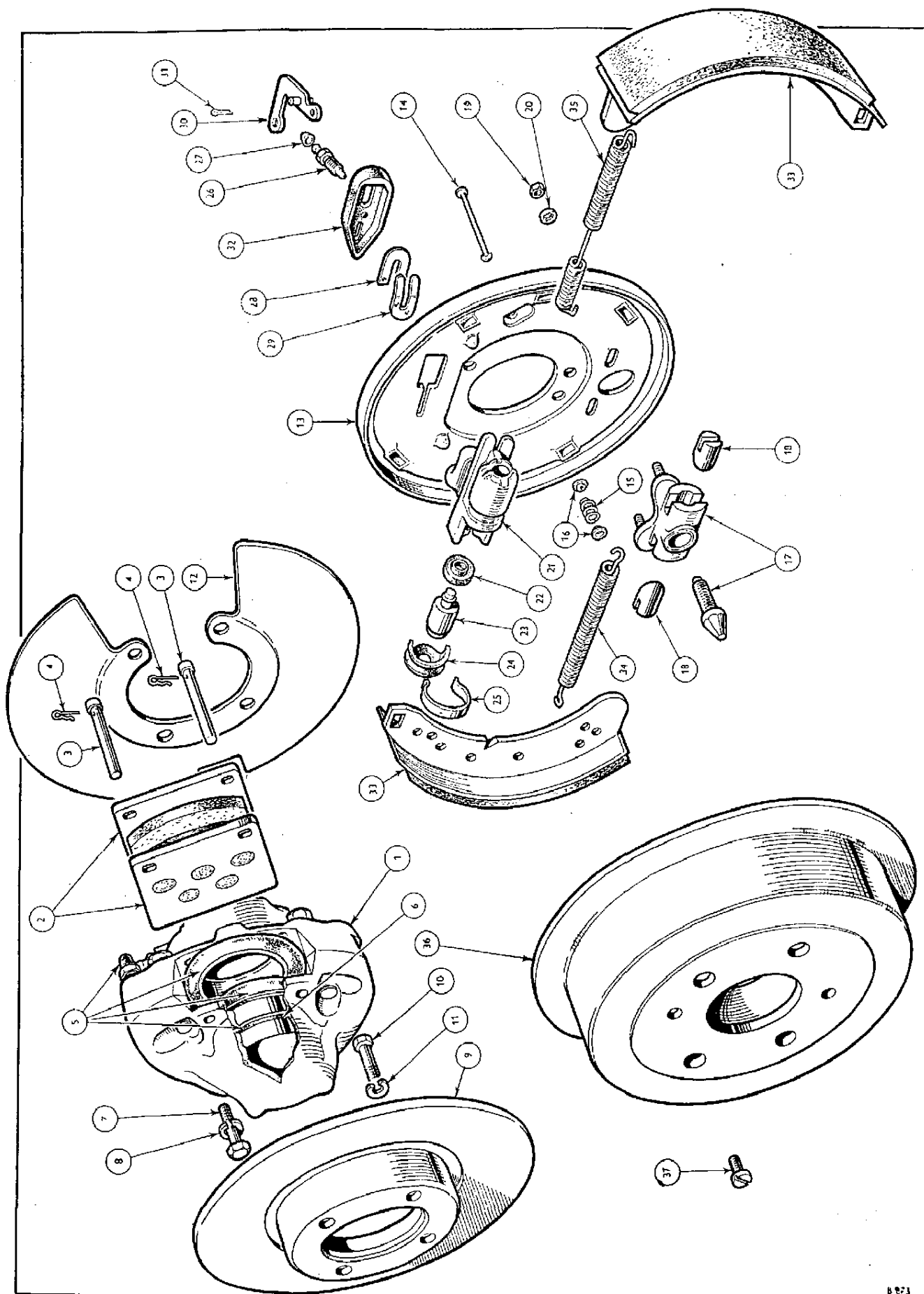


PLATE Y

BRAKES

Part No.	Description	Plate No.	No. per Unit	Remarks
REAR BRAKE ASSEMBLY <i>(continued)</i>				
120132	REAR WHEEL CYLINDER ASSEMBLY		2	
Not serviced	Body, wheel cylinder	Y21		
107176	Seal	Y22	2	
120116	Piston	Y23	2	
120134	Cover, dust	Y24	2	
120135	Retainer, dust cover	Y25	2	
108756	Screw, bleed	Y26	2	
105676	Cap, dust	Y27	2	
120138	Plate, retaining	Y28	2	
120137	Plate, spring	Y29	2	
123135	OPERATING LEVER ASSEMBLY—WHEEL CYLINDER	Y30	2	
PC0034	Pin, cotter	Y31	2	
120139	Cover, dust, wheel cylinder	Y32	2	
507865	REAR WHEEL CYLINDER SERVICE KIT		1	
120131	BRAKE SHOE ASSEMBLY	Y33	4	
105689	Spring, return shoe, adjuster end	Y34	2	
105690	Spring, shoe return, cylinder end	Y35	2	
201246	BRAKE DRUM—REAR	Y36	2	
V5435	Screw, retaining, brake drums	Y37	4	

Note:—Items marked thus † are available on our Factory Exchange Unit Scheme

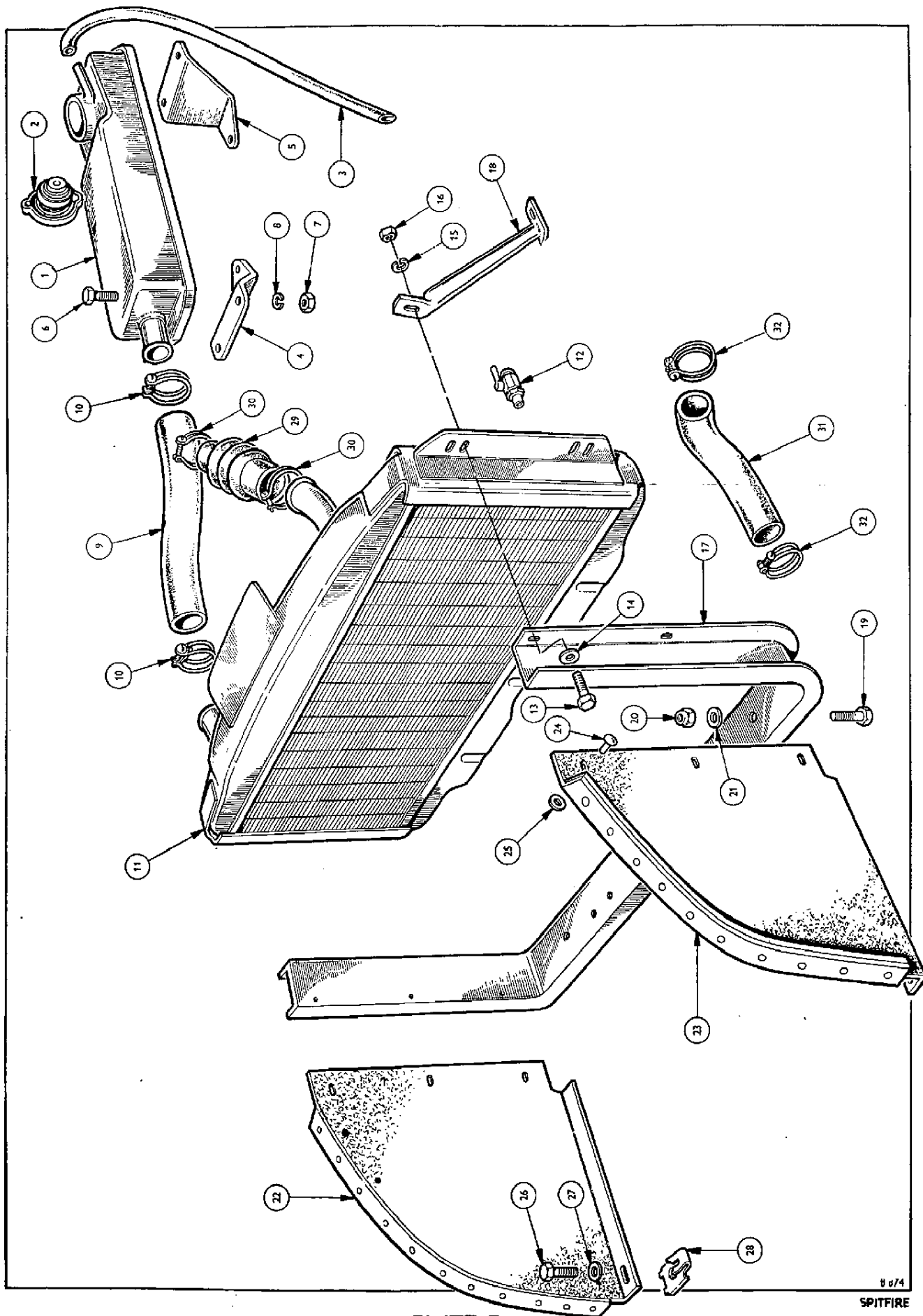


PLATE Z

RADIATOR

Part No.	Description	Plate No.	No. per Unit	Remarks
	RADIATOR			
136402	Header tank, radiator	Z1	1	Fitted up to Comm. No. FC39925 only
122136	Cap, filler, assembly	Z2	1	
106102	Pipe, overflow	Z3	1	
100148	Clip, overflow pipe to clutch housing bolt		1	
134548	Bracket, support, { Front	Z4	1	
134549	header tank { Rear	Z5	1	
HU0704	Screw, set { Header tank to support brackets	Z6	4	
HN2007	Nut {	Z7	4	
WL0207	Washer, lock {	Z8	4	
134696	Hose, header tank to radiator	Z9	1	
CS4020	Clip, header tank hose	Z10	2	Alternative to CS4022
CS4022	Clip, header tank hose	Z10	2	Alternative to CS4020
305897	Radiator block assembly	Z11	1	Fitted from Comm. No. FC39926 and future
402306	Radiator block assembly		1	
137691	Cap, filler, assembly		1	
141475	Pipe, overflow		1	
137632	Bottle, radiator overflow		1	
137743	Cap, overflow bottle		1	
607506	Grommet, fitted in cap		1	
141606	Bracket assembly, overflow bottle support		1	
PT0508	Screw, set { Overflow bottle clamp		1	
WL0205	Washer, lock {		1	
WP0005	Washer, plain {		1	
HN2005	Nut {		1	
132565	Tap, drain	Z12	1	
HU0706	Screw, set { Radiator block to mounting cradle	Z13	4	
WP0007	Washer, plain {	Z14	4	
WL0207	Washer, lock {	Z15	4	
HN2007	Nut {	Z16	4	
209865	Cradle assembly, radiator mounting	Z17	1	
209749	Stay assembly, { R.H.		1	
209750	radiator { L.H.	Z18	1	
HU0908	Screw, set { Stay to suspension bracket		2	
WN0059	Washer, plain {		2	
YN2909	Nut {		2	
HU0807	Screw, set { Radiator cradle to chassis frame	Z19	2	
YN2908	Nut, nyloc {	Z20	2	
WP0017	Washer, plain {	Z21	2	
706844	Board, radiator air { R.H.	Z22	1	
706843	deflector { L.H.	Z23	1	
562403	Rivet { Board to radiator support	Z24	6	
500381	Washer, plain {	Z25	6	
HU0706	Screw, set { Board to chassis	Z26	2	
WP0007	Washer, plain {	Z27	2	
FQ3405/4	Nut, retainer {	Z28	2	
104903	Hose, top, radiator to water elbow	Z29	1	
CS4024	Clip, top hose	Z30	2	Alternative to CS4025
CS4025	Clip, top hose	Z30	2	Alternative to CS4024
133331	Hose, bottom, radiator to water pump	Z31	1	
CS4024	Clip, bottom hose	Z32	2	Alternative to CS4025
CS4025	Clip, bottom hose	Z32	2	Alternative to CS4024

Note:—Items marked thus † are available on our Factory Exchange Unit Scheme

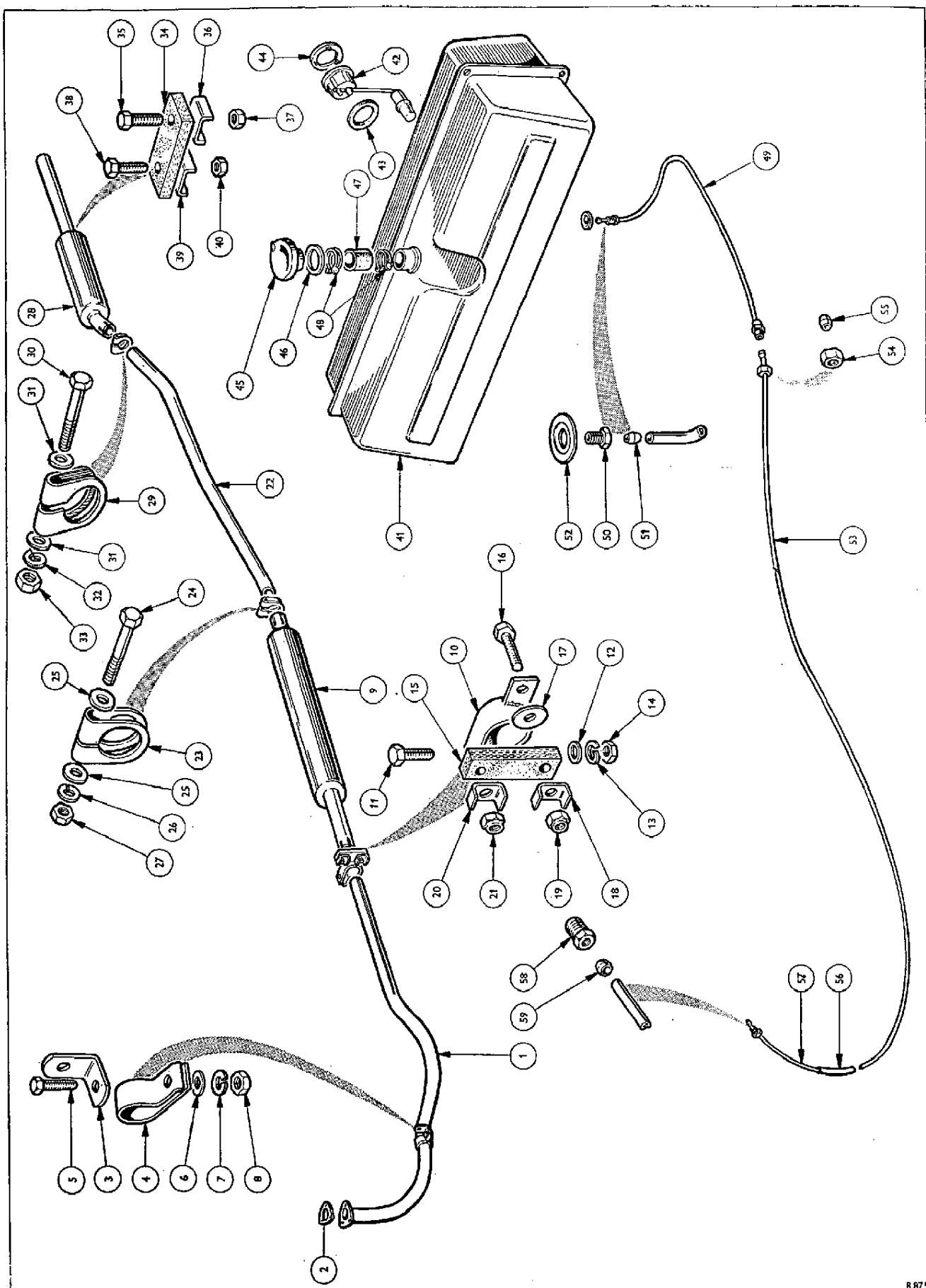


PLATE AA

SPITFIRE

B 875

EXHAUST SYSTEM

Part No.	Description	Plate No.	No. per Unit	Remarks
209767	EXHAUST PIPE ASSEMBLY, FRONT	AA1	1	Fitted up to Comm. No. FC50000 only Only required for Spitfire Mk. 1. For Spitfire Mk. 11 see Manifold details page 12
121595	Gasket, front exhaust pipe	AA2	1	
100455	Nut		3	
WL0208	Washer, lock		3	
134345	Bracket, exhaust pipe clip to rear engine plate	AA3	1	
136556	Clip, exhaust pipe to bracket	AA4	1	
HB0809	Bolt	AA5	1	
WYP0008	Washer, plain	AA6	1	
WL0208	Washer, lock	AA7	1	Fitted up to Comm. No. FC28016 only
HN2008	Nut	AA8	1	
211636	FRONT SILENCER	AA9	1	
134854	Clip assembly, front silencer to front pipe	AA10	1	
HU0809	Screw, set	AA11	1	
WYP0008	Washer, plain	AA12	1	
WL0208	Washer, lock	AA13	1	
HN2008	Nut	AA14	1	
105291	Strip, flexible mounting	AA15	1	Fitted from Comm. No. FC28017 and future
HU0809	Screw, set	AA16	1	
134416	Washer, insulating	AA17	1	
105290	Plate, clamp	AA18	1	
TN3208	Nut, nyloc	AA19	1	
59027	Clip		1	
HB0819	Bolt		1	
WYP0127	Washer, plain		1	
WL0208	Washer, lock		1	Fitted from Comm. No. FC28017 up to FC28364 only Fitted from Comm. No. FC28365 and future
59026	Clip, intermediate pipe		1	
139827	Bracket, mounting, clip to axle mounting plate		1	
HB0819	Bolt		1	
WYP0107	Washer, plain		1	
WL0208	Washer, lock		1	
HN2008	Nut		1	
HB0811	Bolt		1	
HB0810	Bolt		1	Fitted from Comm. No. FC28017 and future
WYP0017	Washer, plain		1	
42244	Washer, grommet		1	
42243	Grommet		1	
WYP0107	Washer, plain		1	
TN3208	Nut, nyloc		1	
105290	Plate, clamp	AA20	1	
TN3208	Nut, nyloc	AA21	1	Germany only
209769	Pipe, exhaust, intermediate	AA22	1	
212511	Pipe, exhaust, intermediate		1	
59027	Clip	AA23	1	
HB0819	Bolt	AA24	1	
WYP0107	Washer, plain	AA25	2	
WL0208	Washer, lock	AA26	1	
HN2008	Nut	AA27	1	

Note:—Items marked thus † are available on our Factory Exchange Unit Scheme

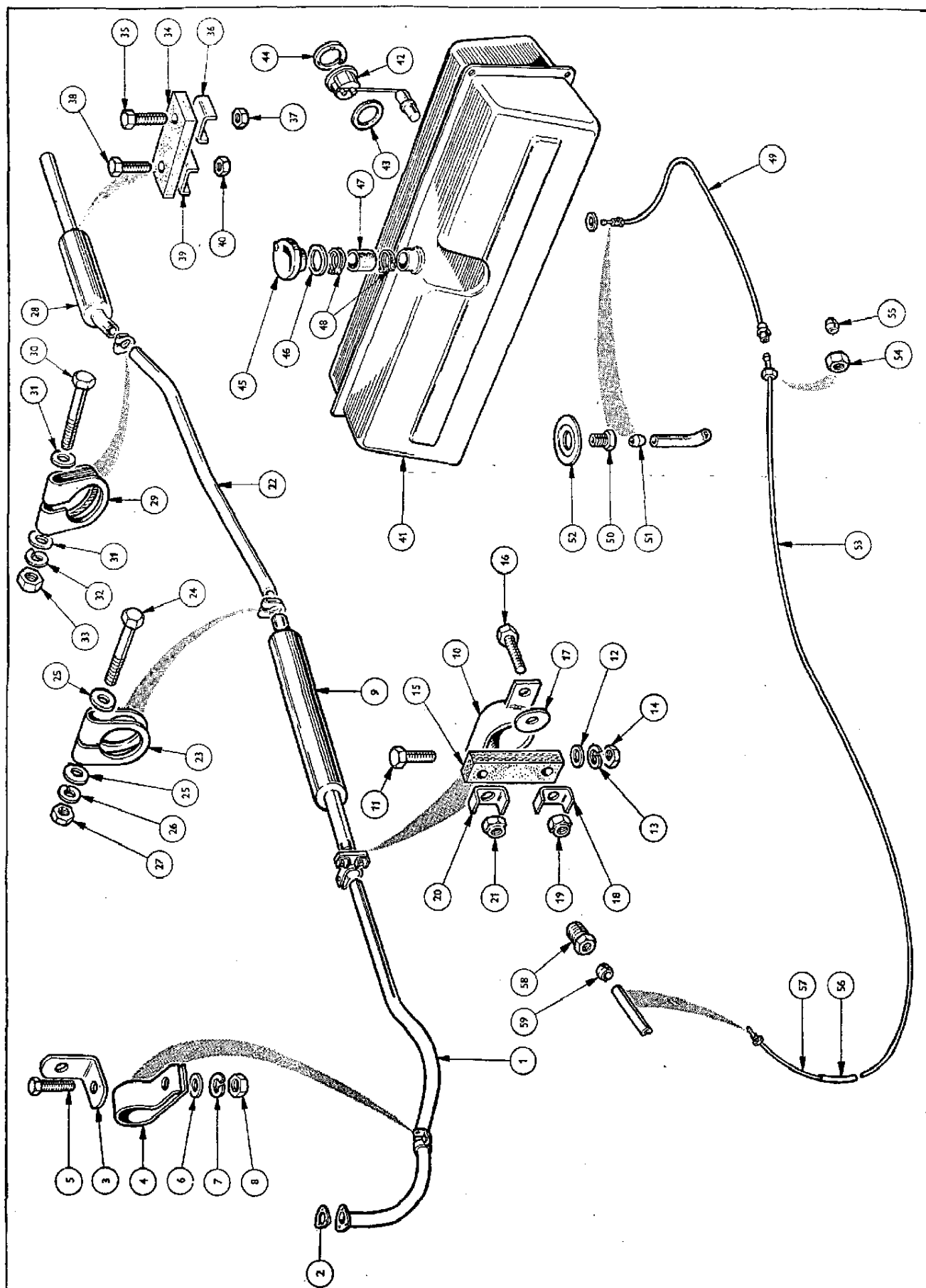


PLATE AA

EXHAUST SYSTEM

Part No.	Description	Plate No.	No. per Unit	Remarks
134911	REAR SILENCER AND TAIL PIPE ASSEMBLY	AA28	1	
212513	Silencer, rear		1	German requirement only
59027	Clip	AA29	1	
HB0819	Bolt, hex.	AA30	1	
WP0107	Washer, plain	AA31	2	
WL0208	Washer, lock	AA32	1	
HN2008	Nut	AA33	1	
105292	Strip, flexible mounting	AA34	1	
HU0808	Bolt, hex.	AA35	1	
105290	Plate, clamp	AA36	1	
TN3208	Nut, nyloc	AA37	1	
HU0808	Bolt, hex.	AA38	1	
105290	Plate, clamp	AA39	1	
TN3208	Nut, nyloc	AA40	1	
137598	Finisher, exhaust tail pipe		1	

Note:—Items marked thus † are available on our Factory Exchange Unit Scheme

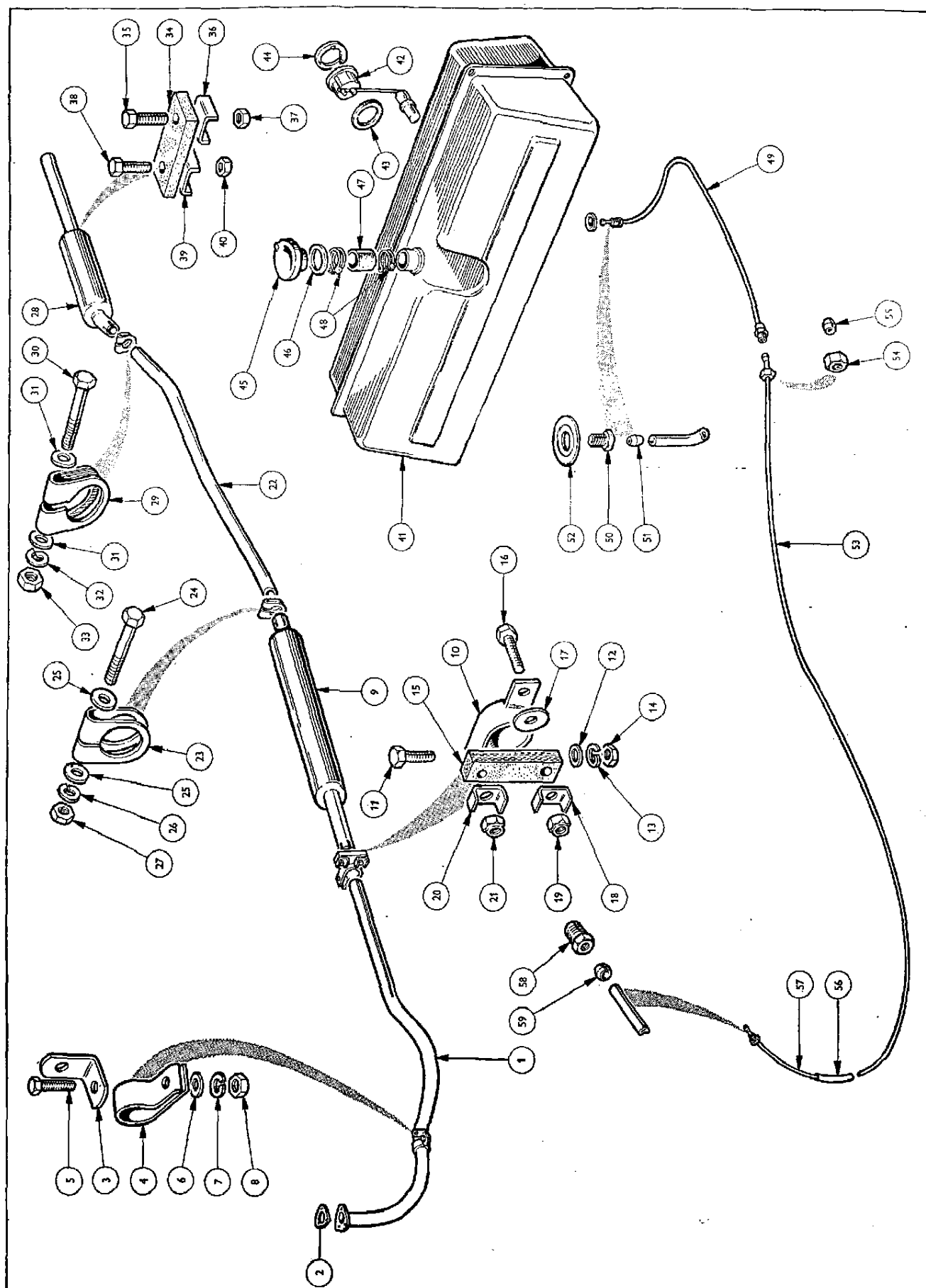


PLATE AA

PETROL SYSTEM

Part No.	Description	Plate No.	No. per Unit	Remarks
PETROL SYSTEM				
305933	Petrol tank assembly	AA41	1	
BT7810	Screw, set		5	
WP0120	Washer, plain		5	} Petrol tank to body
WL0208	Washer, lock		5	
209542	Gauge unit, petrol tank	AA42	1	
134574	Washer, gauge unit sealing	AA43	1	
134575	Ring, locking, gauge unit	AA44	1	
613506	Cap, petrol filler assembly	AA45	1	
650247	Grommet, petrol filler cap	AA46	1	
650279	Hose, filler to petrol tank	AA47	1	
CS4038	Clip, securing hose	AA48	2	
305953	Pipe assembly, petrol tank to union	AA49	1	
60176	Nut, union	AA50	1	} Pipe to tank
TL0007	Sleeve	AA51	1	
600395	Grommet	AA52	1	
305824	Pipe assembly, union to flexible connection	AA53	1	
134942	Nut	AA54	1	} Pipe to union
102729	Sleeve	AA55	1	
115783	Connector, flexible, petrol pipe	AA56	1	} Fitted up to Comm. No. FC67608 only Fitted from Comm. No. FC67609 and future
125169	Pipe assembly, flexible connector to petrol pump	AA57	1	
122796	Connector, flexible, petrol pipe		1	
144542	Pipe assembly, flexible connector to petrol pump		1	
60176	Nut, union	AA58	1	} Pipe to pump union
102729	Sleeve	AA59	1	
100148	Clip, petrol pipe to air cleaner		2	
114178	Grommet, petrol, pipe, fitted in clip		2	

Note:—Items marked thus † are available on our Factory Exchange Unit Scheme

SERVICE KIT

Part No.	Description	Plate No.	No. per Unit	Remarks
SERVICE KITS				
508445	Master cylinder		1	
501931	Slave cylinder		1	
511034	Front brake caliper		1	
507865	Rear brake wheel cylinder		1	
511794	Decarbonising gasket set		1	
511795	Engine gasket set		1	
508955	Water pump repair kit		1	
511242	Book, instruction (Mark I only)		1	
512915	Book, instruction (Mark II only)		1	
513854	Special oil, rear axle, for topping up purposes		1 qt. tin	
514639	Special grease, axle shaft		1 lb. tin	
501707/LV	Fluid, clutch and brake		1 qt.	
TOOL KIT COMPLETE				
205677			1	
146366	Pouch, tool			U.S.A. only
122746	Pouch, tool		1	
59427	Tool, combination		1	
101089	Spanner, sparking plug		1	
132368	Spanner, sparking plug—Special		1	
122745	Spanner, open end, $\frac{1}{2}$ " A/F, $\frac{7}{16}$ " A/F		1	
59426	Spanner, open end, .50" A/F, .56" A/F		1	Alternative to 509361
509316	Spanner, open end, .50" A/F, .56" A/F		1	Alternative to 59426
125505	Feeler gauge assembly		1	
205315M	Scissor jack assembly	Alternative to 210926M/MH,	1	
205315MH	Handle, jack	210926P/PH and 210926S/SH	1	
210926M	Scissor jack assembly	Alternative to 205315M/MH,	1	
210926MH	Handle, jack	210926P/PH and 210926S/SH	1	
210926P	Scissor jack assembly	Alternative to 210926M/MH,	1	
210926PH	Handle, jack	205315M/MH, and 210926S/SH	1	
210926S	Scissor jack assembly	Alternative to 205315M/MH,	1	
210926SH	Handle, jack	210926M/MH and 210926P/PH	1	

Note:—Items marked thus † are available on our Factory Exchange Unit Scheme

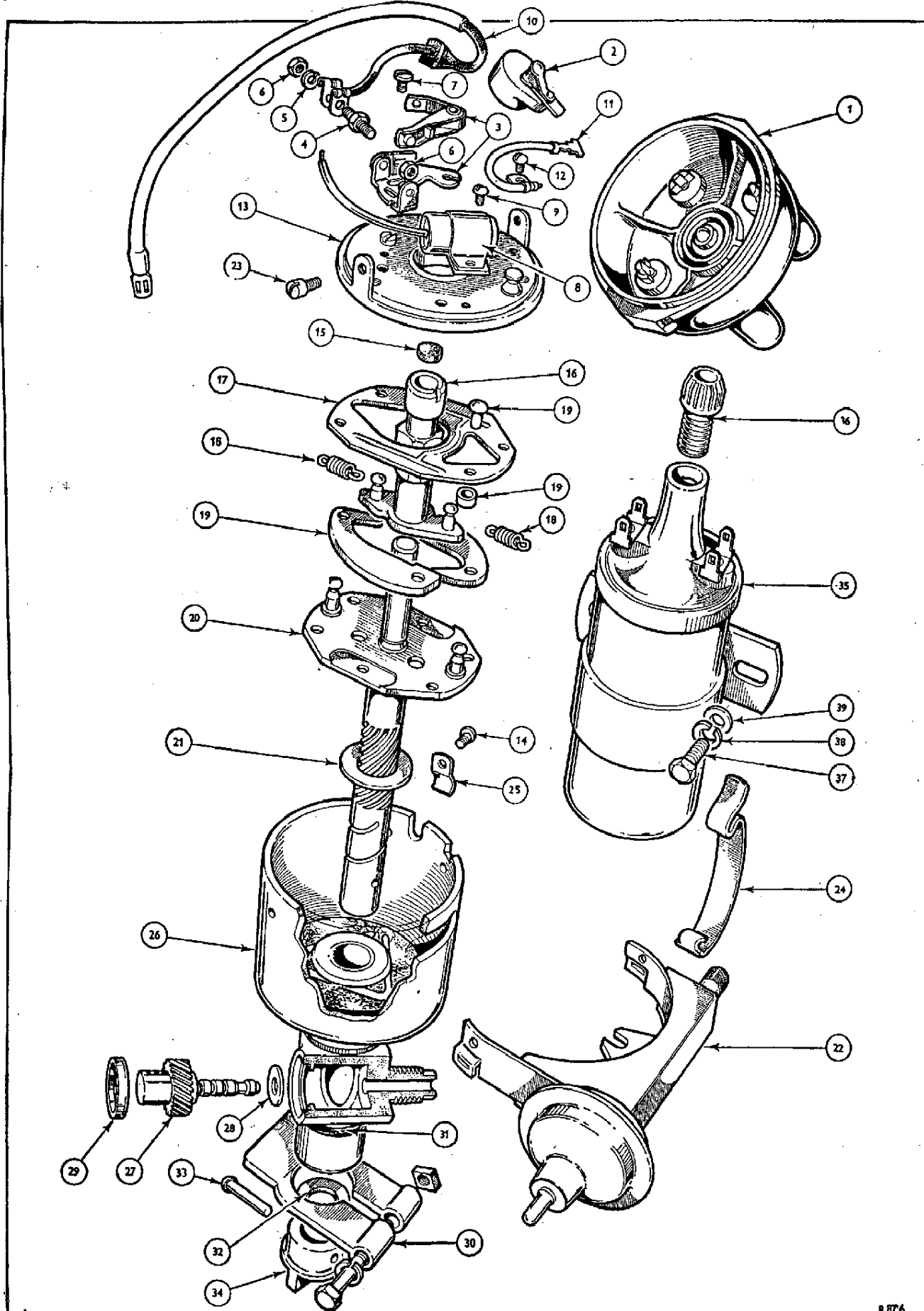


PLATE AB

ELECTRICAL

Part No.	Description	Plate No.	No. per Unit	Remarks
209697	† DISTRIBUTOR ASSEMBLY		1	Fitted up to Comm. No. FC50000 only
212500	† DISTRIBUTOR ASSEMBLY		1	Fitted from Comm. No. FC50001 and future
511836	Cap, distributor	AB1	1	
511837	Rotor	AB2	1	
511838	Contact set	AB3	1	
511839	Stud, contact arm	AB4	1	
511840	Lock washer, contact arm stud	AB5	1	
511841	Nut, contact arm	AB6	2	
511842	Screw, locking, contact point	AB7	1	
511843	Condenser	AB8	1	
511844	Screw, mounting, condenser	AB9	1	
511845	Lead, L.T. (with grommet)	AB10	1	
511846	Lead, earth	AB11	1	
511844	Screw, earth lead	AB12	1	
511847	Plate, breaker assembly	AB13	1	
511848	Screw, breaker plate mounting	AB14	1	
511851	Wick, felt oil	AB15	1	
515733	Mainshaft and cam assembly (comprising items AB 16-17-18-19-20)			Fitted up to Comm. No. FC50000 only
511852	Cam, breaker	AB16	1	} Fitted up to Comm. No. FC50000 only
511849	Retainer, weight	AB17	1	
511850	Spring set, advance weight	AB18	1	
511853	Set, advance weight	AB19	1	
511854	Shaft, main	AB20	1	} Fitted from Comm. No. FC50001 and future
514589	Mainshaft and cam assembly		1	
511856	Washer, shaft upper	AB21	1	
511855	Control, vacuum assembly	AB22	1	Fitted up to Comm. No. FC50000 only
514590	Control, vacuum, assembly		1	Fitted from Comm. No. FC50001 and future
511844	Screw, mounting, vacuum control	AB23	2	
511857	Clip, cap	AB24	2	
511858	Clamp, L.T. lead	AB25	1	
Not serviced	Housing assembly	AB26		
511859	Gear, tachometer drive	AB27	1	
511860	Washer, thrust, drive gear	AB28	1	
511861	Plug, housing end	AB29	1	
134891	Arm, clamp assembly	AB30	1	
511863	Ring, oil seal	AB31	1	
511864	Washer, shaft, lower	AB32	1	
511549	Pin, coupling	AB33	1	
511548	Coupling	AB34	1	
121268	IGNITION COIL	AB35	1	Fitted up to Comm. No. FC28901
125195	IGNITION COIL		1	Fitted from Comm. No. FC28902 and future
105036	Nut, terminal	AB36	1	
PX0706P	Screw	AB37	2	
WVL0207	Washer, lock	AB38	2	} Special Orders only
WP0007	Washer, plain	AB39	2	
134175	IGNITION COIL (7 Volt—Cold Start)		1	
134176	Ballast resistor		1	
134191	Lead		1	

Note:—Items marked thus † are available on our Factory Exchange Unit Scheme

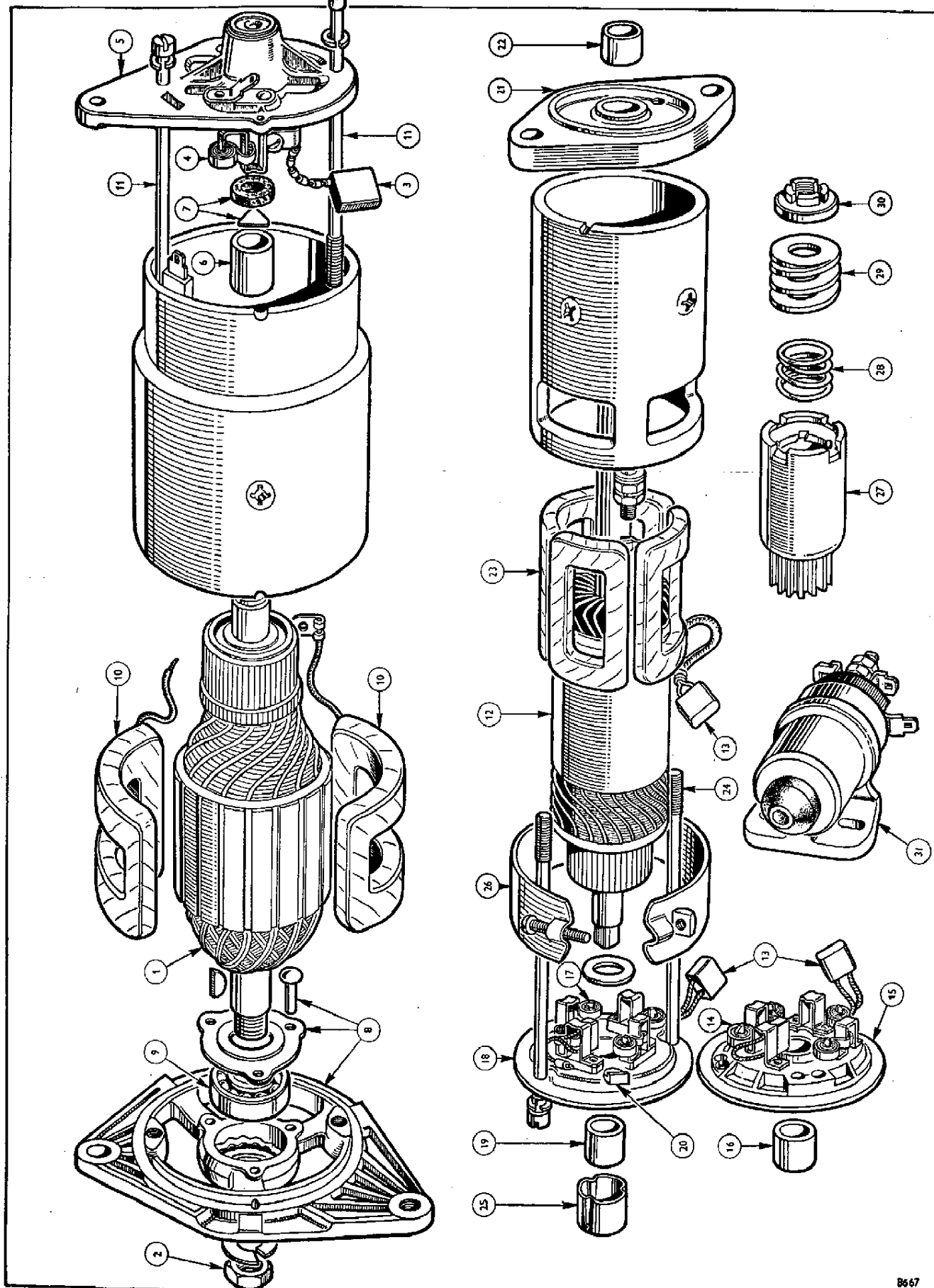


PLATE AC

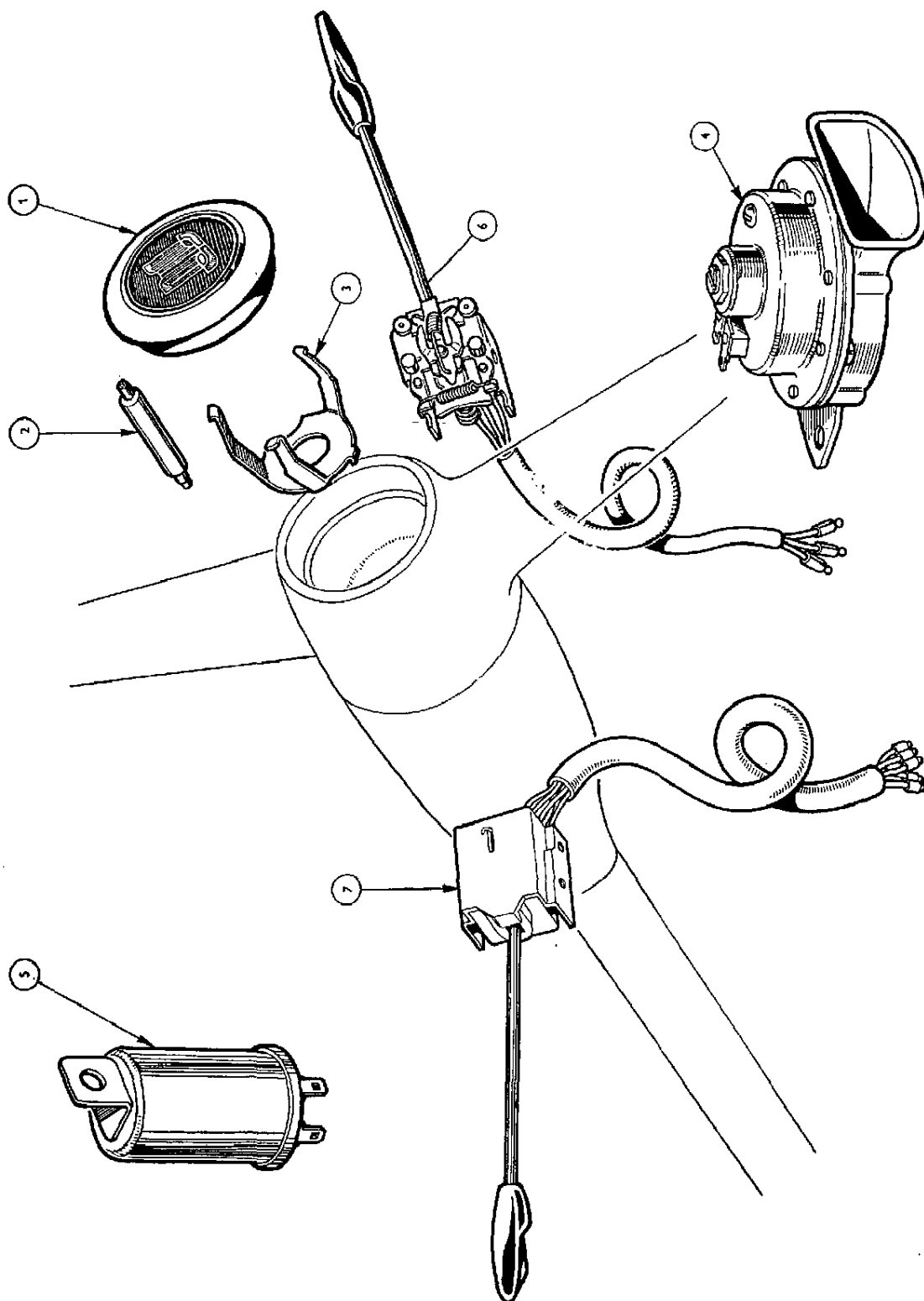
B667

SPITFIRE

ELECTRICAL

Part No.	Description	Plate No.	No. per Unit	Remarks
205939	†DYNAMO		1	
509311	Armature assembly	AC1	1	
509309	Nut, shaft	AC2	1	
509302	Brush set	AC3	1	
509306	Spring set, brush tension	AC4	1	
509303	Bracket assembly, commutator end (Less bush)	AC5	1	
509304	Bush, commutator end bracket	AC6	1	
509305	Oiler assembly	AC7	1	
509308	Bracket assembly, driving end (Less bush)	AC8	1	
509307	Bearing, driving end bracket	AC9	1	
509374	Coil, field set	AC10	1	
509316	Bolt, through end bracket	AC11	2	
509317	Set, sundry parts		1	
123868	Blade, Lucar		1	
124941	Blade, Lucar		1	
	Note.—For Dynamo Attachment Details, see Engine Details.			
200535	†STARTER MOTOR		1	Lucas No. 25022 or 25079B
501714	Armature assembly	AC12	1	For use with Lucas No. 25022 only
514026	Armature assembly		1	For use with Lucas No. 25079B only
501705	Brush set	AC13	1	
501708	Spring set, brush tension	AC14	1	
501706	Bracket assembly, commutator end	AC15	1	
500926	Bush, commutator bracket	AC16	1	
509819	Spring set, brush tension	AC17	1	
509817	Bracket assembly, commutator end	AC18	1	
509818	Bush, commutator bracket	AC19	1	
509820	Sleeve	AC20	1	
501712	Bracket assembly, driving end	AC21	1	
500927	Bush, driving end bracket	AC22	1	For use with Lucas No. 25022 only
514025	Bushing and bearing		1	For use with Lucas No. 25079B only
501715	Coil, field, set	AC23	1	
502210	Bolt, through end brackets	AC24	2	
501704	Cap, shaft end	AC25	1	For use with Lucas No. 25022 only
514023	Sleeve, screwed		1	For use with Lucas No. 25079B only
57458	Band, cover assembly	AC26	1	
500892	Pinion and sleeve assembly	AC27	1	For use with Lucas No. 25022 only
511290	Pinion and barrel		1	For use with Lucas No. 25079B only
501711	Spring, pinion retaining	AC28	1	
501710	Spring, main	AC29	1	
501709	Nut, locating	AC30	1	For use with Lucas No. 25022 only
514024	Cup, shaft		1	For use with Lucas No. 25079B only
70391	Set, sundry parts		1	
131570	Packing, starter motor		1	
104549	Shim, starter motor		A/R	
HB0917	Bolt, starter motor attachment		2	
HN2009	Nut, on bolt		2	
WL0209	Washer, spring		2	
WE0609	Washer, shakeproof		1	
121269	STARTER SOLENOID SWITCH	AC31	1	
PX0505	Screw		2	
WM0055	Washer, plain		2	
WL0205	Washer, lock		2	
134174	STARTER SOLENOID (COLD START)		1	Special Orders only
	(Used in conjunction with Ignition Coil Part No. 134175)			

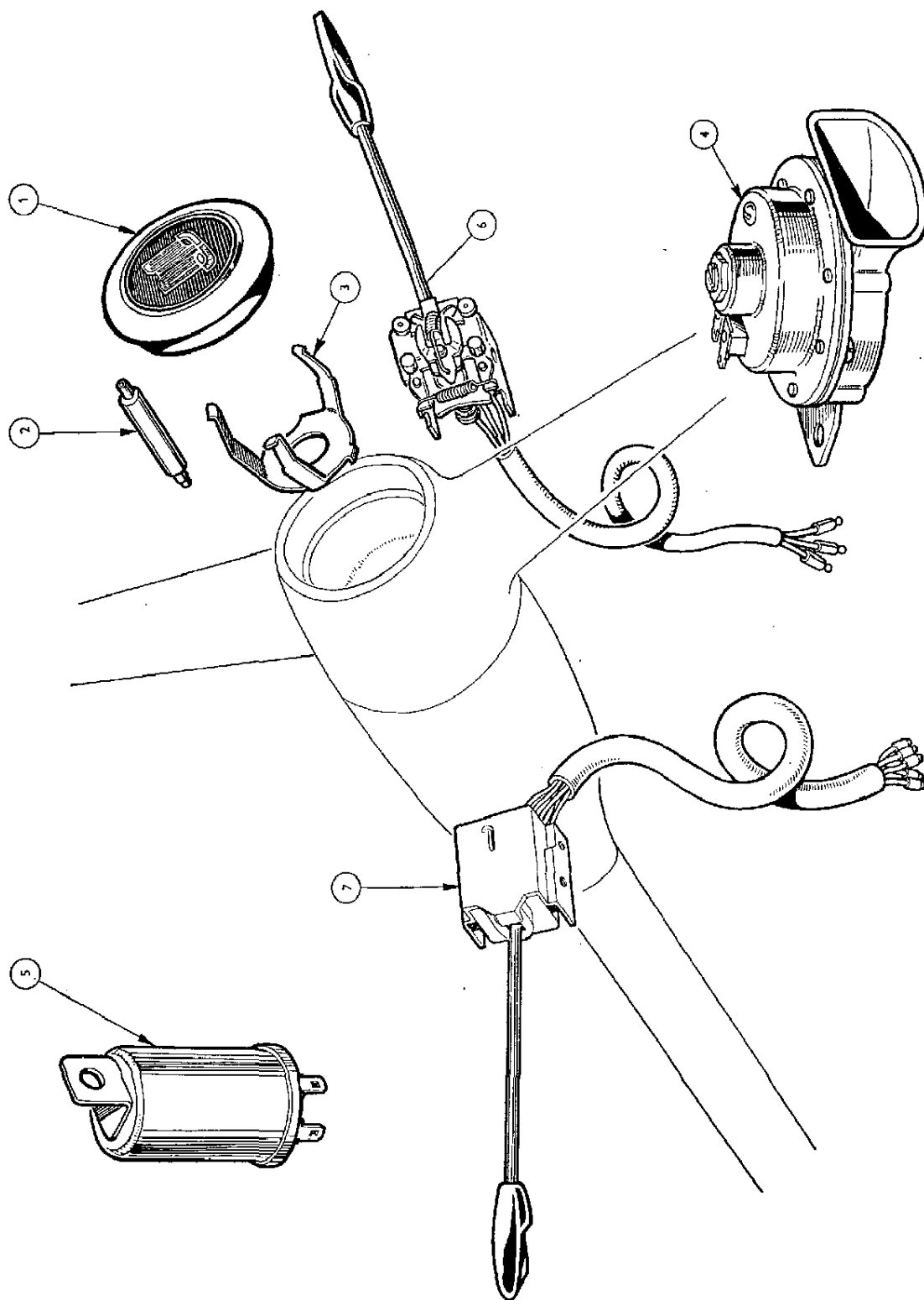
Note.—Items marked thus † are available on our Factory Exchange Unit Scheme



ELECTRICAL

Part No.	Description	Plate No.	No. per Unit	Remarks
131227	HORN PUSH ASSEMBLY	AD1	1	
108657	Brush, horn push connection	AD2	1	
204741	Clip, horn push assembly	AD3	1	
208685	† HORN (WINDTONE) ASSEMBLY (Lucas)	AD4	1	Interchangeable in pairs only with 137045 and 137046
208686	(Fitted as a pair)	AD4	1	
137046	† HORN (WINDTONE) ASSEMBLY (Clear Hooters)	AD4	1	Interchangeable in pairs only with 208685 and 208686
137045	(Fitted as a pair)	AD4	1	
142251/1	HORN—HIGH NOTE (Uprated)		1	Interchangeable (in sets only) with 142251/2, 142252/2 and 137747/1
142252/1	HORN—LOW NOTE (Uprated)		1	
137747/2	Relay, horn		1	
142251/2	HORN—HIGH NOTE (Uprated)		1	Interchangeable (in sets only) with 142251/1, 142252/1 and 137747/2
142252/2	HORN—LOW NOTE (Uprated)		1	
137747/1	Relay, horn		1	
510503	Screw, set		2	Fitted from Comm. No. FC50001 and future
508875	Washer, plain		4	
WL0205	Washer, lock		2	
HN2005	Nut		2	
146251	Horn, post		1	Clear hooters
146257	Horn, super post		1	
	(Alternative in car sets to 142252/1/2 and 142251/1/2)			
137474	HORN ASSEMBLY—HIGH NOTE		1	
137045	HORN ASSEMBLY—LOW NOTE		1	Fitted up to Comm. No. FC50000 only
142252/2	Horn, low note, 'Lucas'		1	Fitted from Comm. No. FC50001 and future
142252/1	Horn, low note, 'Clear Hooter'		1	
137747/1	Relay, horn, 'Lucas'		1	
137747/2	Relay, horn, 'Clear Hooter'		1	
133322	Switch, horn		1	Fitted up to Comm. No. FC50000 only
609795	Bezel		1	
128088	Washer, spring		1	
137465	Lead, extension, switch to horn		1	
137466	Lead, extension, switch to horn push		1	
142540	Lead, extension, horn		1	Fitted from Comm. No. FC50001 and future
HB0708P	Bolt		4	Horn attachment
WM0093	Washer, plain		4	
WL0207	Washer, lock		4	

Note:—Items marked thus † are available on our Factory Exchange Unit Scheme



ELECTRICAL

Part No.	Description	Plate No.	No. per Unit	Remarks
131251	FLASHER UNIT	AD5	1	
PT0358	Screw		1	
WV0003	Washer, plain		1	
HN2053	Nut		1	
WL0203	Washer, lock		1	
	} Flasher unit attachment			
131274	FLASHER INDICATOR SWITCH	AD6	1	
TP0402	Screw		2	
WE0604	Washer, shakeproof		2	
	} Flasher indicator switch attachment			Fitted up to Body No. 31640FC only
147277	FLASHER INDICATOR SWITCH		1	
TP0402	Screw		2	
WE0604	Washer, shakeproof		2	
	} Flasher indicator switch attachment			Fitted from Body No. 31641FC and future
147278	LIGHTING SWITCH—SIDE, HEAD, DIP AND FLASH—R.H.S. ONLY	AD7	1	
147279	LIGHTING SWITCH—SIDE, HEAD, DIP AND FLASH—L.H.S. ONLY (EXCEPT U.S.A.)		1	
141858	LIGHTING SWITCH—OFF, SIDE, HEAD AND FLASH (U.S.A. ONLY)		1	

Note:—Items marked thus † are available on our Factory Exchange Unit Scheme

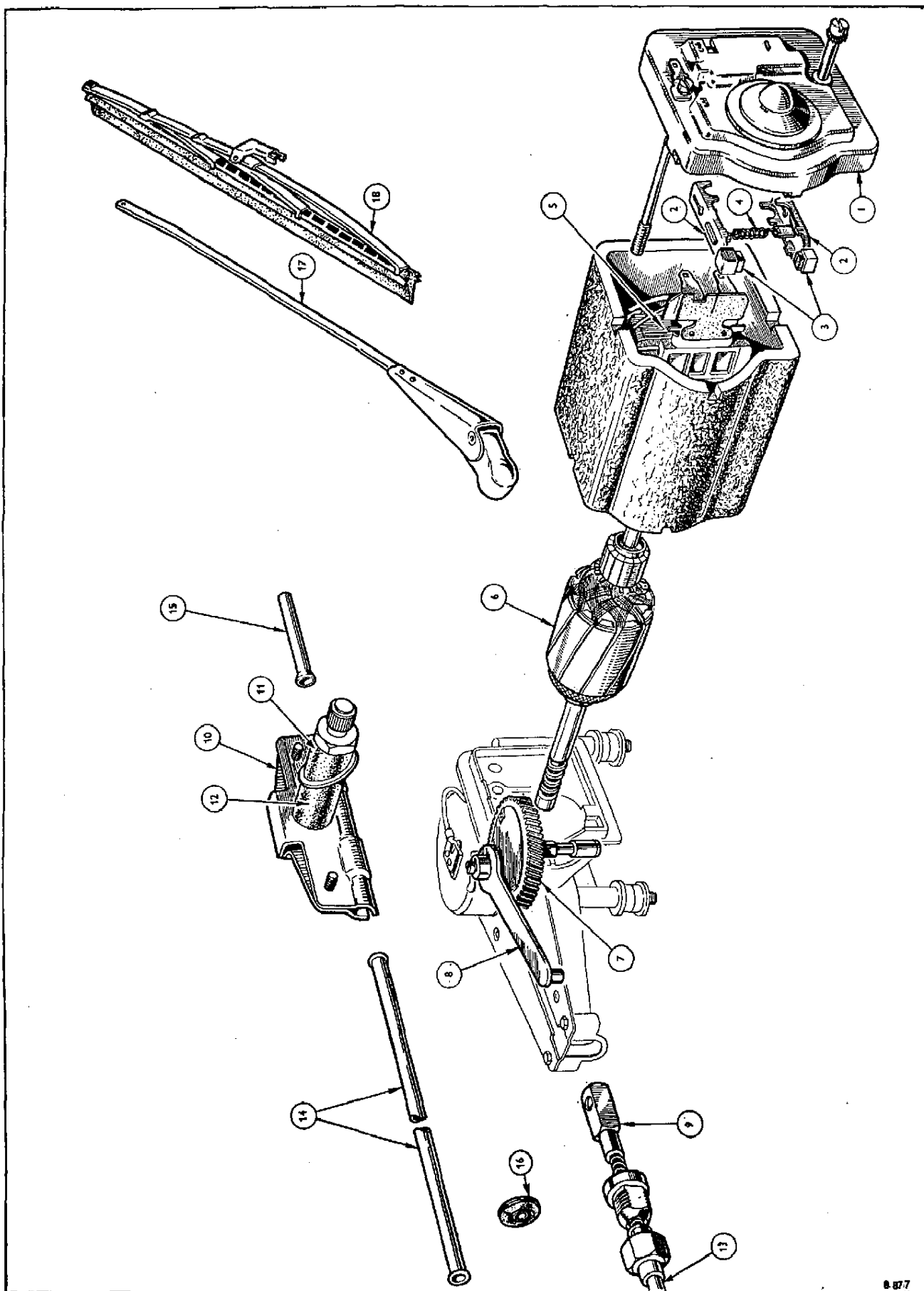


PLATE AE

ELECTRICAL

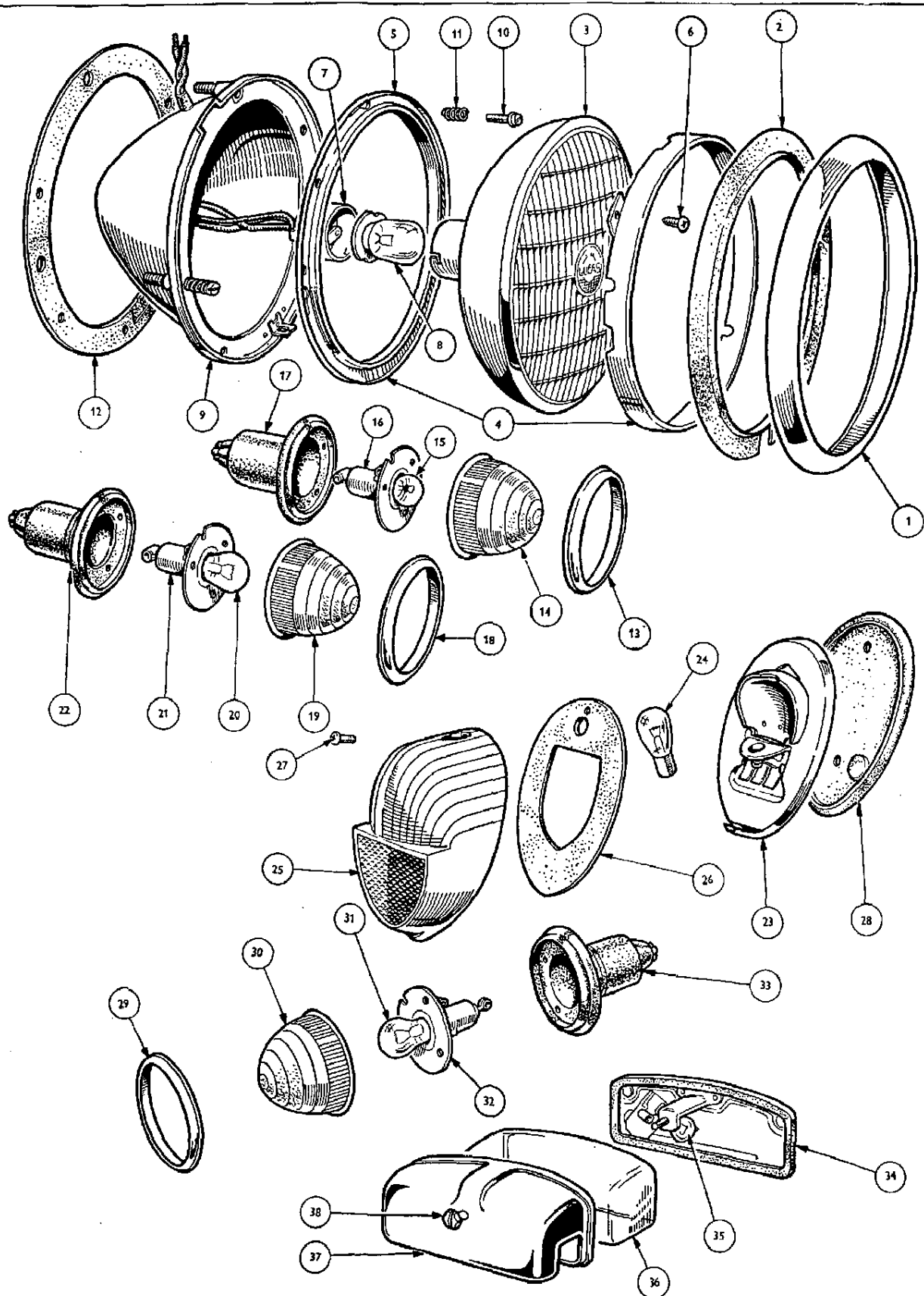
Part No.	Description	Plate No.	No. per Unit	Remarks
WINDSCREEN WIPER DETAILS				
510985	†MOTOR AND GEARBOX		1	See note below
513961	†MOTOR AND GEARBOX		1	See note below
511002	Cover and bearing	AE1	1	
508169	Gear, brush	AE2	1	
508170	Brush set	AE3	1	
57429	Spring, brush	AE4	1	
511004	Coil, field	AE5	1	
511003	Armature	AE6	1	
511007	Shaft and gear assembly	AE7	1	Fitted up to—See note below
513962	Shaft and gear assembly		1	See note below
503603	Set, sundry parts		1	
511001	Bolt, fixing set		1	
511005	Stud, fixing set		1	
511096	Rod, connecting	AE8	1	
511006	Switch, parking		1	
508182	Crosshead and rack	AE9	1	
136670	Wheelbox assembly	AE10	2	Fitted up to Commission No. FC18221 only
134746	Wheelbox assembly		2	Fitted from Commission No. FC18222 and future
134751	Seal, rubber, wheelbox		2	
134747	Bush, front, chrome plated	AE11	2	
134748	Bush, rubber, rear	AE12	2	
613654	Tubing, motor to wheelbox	AE13	1	Fitted up to Commission No. FC18221 only
706768	Tubing, motor to wheelbox		1	Fitted from Commission No. FC18222 and future
131151	Tubing, wheelbox to wheelbox	AE14	1	Fitted up to Commission No. FC18221 only
613656	Tubing, wheelbox to wheelbox		1	Fitted from Commission No. FC18222 and future
108860	Extension, tubing	AE15	1	
131155	Grommet, bulkhead	AE16	1	
130034	WIPER ARM { R.H.S.	AE17	2	} See note below
130035	{ L.H.S.		2	
131111	WIPER BLADE	AE18	2	
138479	WIPER ARM { R.H.S.		2	
138480	{ L.H.S.		2	
138478	WIPER BLADE		2	
512955	Blade, rubber, windscreen wiper		2	

NOTE:—Wiper Motors incorporated intermittently from Commission No. FC20029 and 100% from Commission No. FC20217.

Two vehicles, Commission Nos. FC19808 and FC19809 have been built with new motors, arms and blades.

Wiper Arms 138479/80 and Blades 138478 must NOT be used with Wiper Motor 510985.

Note:—Items marked thus † are available on our Factory Exchange Unit Scheme



ELECTRICAL

Part No.	Description	Plate No.	No. per Unit	Remarks
506371	HEADLAMP ASSEMBLY (Block Lens—Dip left)		2	Right hand steering Fitted up to Body No. 9043FC only
119072	Rim, snap on	AF1	2	
59781	Excluder, dust	AF2	2	
500998	Light unit	AF3	2	
502291	Plate, retaining light unit	AF4	2	
503537	Rim, unit seating	AF5	2	
507086	Screw, unit rim	AF6	2	
61906	Lead and cap assembly	AF7	2	
508349	Bulb, 12V. dip left	AF8	2	
Not serviced	Body	AF9		
507087	Screw, c/w washer	AF10	2	
503540	Spring, trimmer	AF11	2	
502211	Gasket, rubber	AF12	2	
506372	HEADLAMP ASSEMBLY (Block Lens—Dip Right)		2	Left hand steering Fitted up to Body No. 17167FC
119072	Rim, snap on	AF1	2	
59781	Excluder, dust	AF2	2	
507088	Light unit	AF3	2	
502291	Plate, retaining light unit	AF4	2	
503537	Rim, unit seating	AF5	2	
507086	Screw, unit rim	AF6	2	
61906	Lead and cap assembly	AF7	2	
504081	Bulb, 12 V. dip right	AF8	2	
Not serviced	Body	AF9		
507087	Screw, c/w washer	AF10	6	
503540	Spring, trimmer	AF11	6	
502211	Gasket, rubber	AF12	2	
508574	HEADLAMP ASSEMBLY		2	U.S.A. and Canada only Fitted up to Body No. 11472FC only
124020	Rim, snap on	AF1	2	
59781	Excluder, dust	AF2	2	
511392	Plate, retaining light unit	AF4	2	
511393	Rim, unit seating	AF5	2	
511394	Screw, unit rim	AF6	6	
501473	Adaptor, light unit		2	
501478	Cable and adaptor assembly		2	
Not serviced	Body			
121780	Gasket, rubber	AF12	2	
506373	HEADLAMP ASSEMBLY		2	France, Vietnam Fitted up to Body No. 17167FC only
119072	Rim, snap on	AF1	2	
59781	Excluder, dust	AF2	2	
500934	Adaptor, 3 pin		2	
502291	Plate, retaining light unit	AF4	2	
503537	Rim, unit seating	AF5	2	
507086	Screw, unit rim	AF6	2	
61906	Lead and cap assembly	AF7	2	
Not serviced	Body	AF9		
507087	Screw, with washer	AF10	6	
503450	Spring, trimmer	AF11	6	
605953	Sleeve, terminal		2	
502211	Gasket rubber	AF12	2	

Note:—Items marked thus † are available on our Factory Exchange Unit Scheme

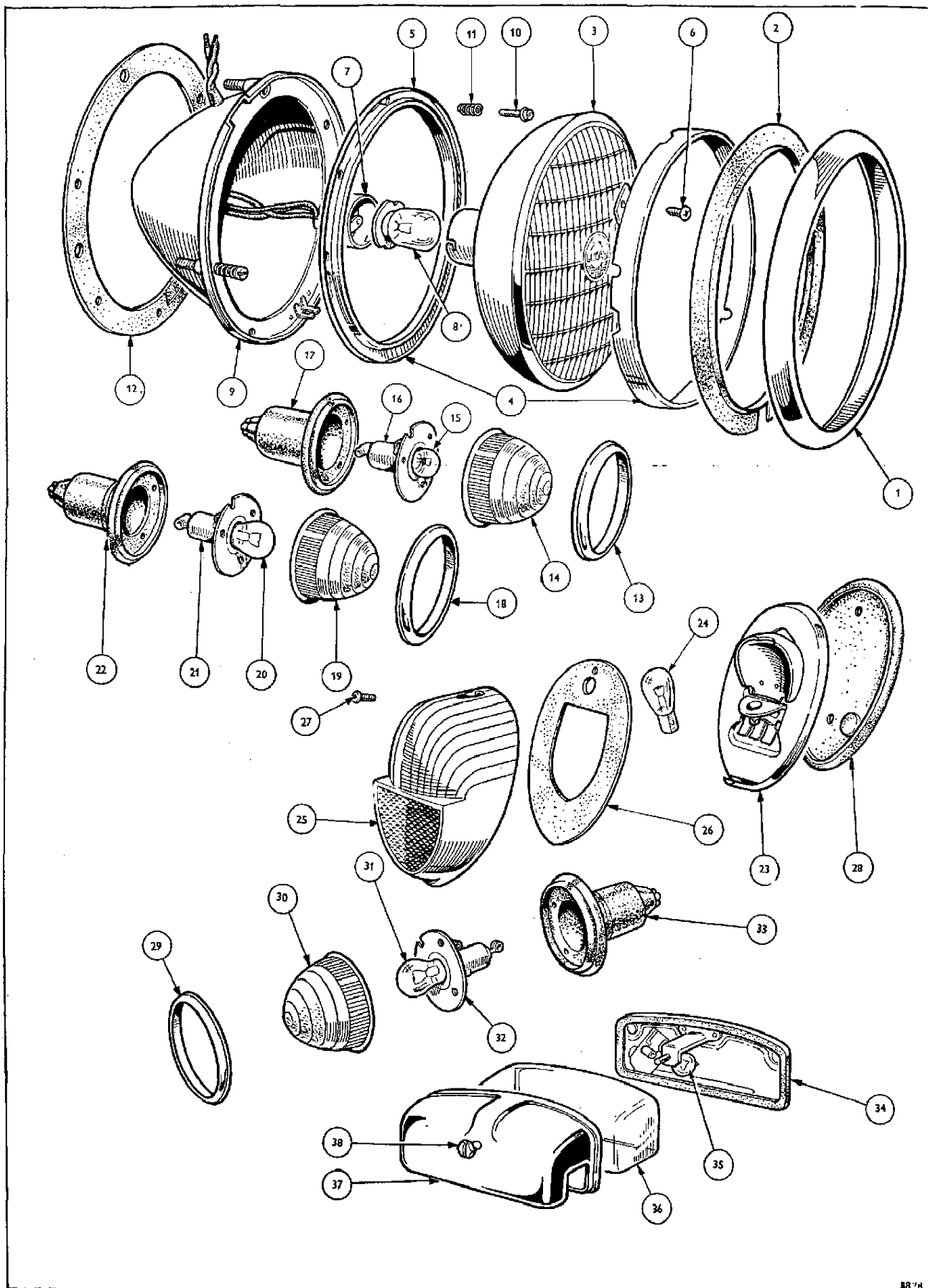


PLATE AF

ELECTRICAL

Part No.	Description	Plate No.	No. per Unit	Remarks
506376	HEADLAMP ASSEMBLY (Block Lens, Vertical Dip)		2	Continental use Fitted up to Body No. 17167FC only
119072	Rim, snap on	AF1	2	
59781	Excluder, dust	AF2	2	
502212	Light unit	AF3	2	
605953	Sleeve, terminal		2	
502291	Plate, retaining light unit	AF4	2	
503537	Rim, unit seating	AF5	2	
507086	Screw, unit rim	AF6	2	
61906	Lead and cap assembly	AF7	2	
501475	Bulb, 12V.	AF8	2	
Not serviced	Body	AF9		
507087	Screw, with washer	AF10	6	
503540	Spring, trimmer	AF11	6	
502211	Gasket, rubber	AF12	2	
506377	HEADLAMP ASSEMBLY (Block Lens, Vertical Dip)		2	Switzerland only Fitted up to Body No. 17167FC only
119072	Rim, snap on	AF1	2	
59781	Excluder, dust	AF2	2	
504029	Light unit	AF3	2	
502291	Plate, retaining light unit	AF4	2	
503537	Rim, unit seating	AF5	2	
507086	Screw, unit rim	AF6	2	
61906	Lead and cap assembly	AF7	2	
501475	Bulb, 12V.	AF8	2	
Not serviced	Body	AF9		
507087	Screw, c/w washer	AF10	6	
503540	Spring, trimmer	AF11	6	
502211	Gasket, rubber	AF12	2	
506375	HEADLAMP ASSEMBLY		2	Norway up to 17167FC only Sweden up to Body No. 20918FC only
119072	Rim, snap on	AF1	2	
59781	Excluder, dust	AF2	2	
502212	Light unit	AF3	2	
502291	Plate, retaining light unit	AF4	2	
503537	Rim, unit seating	AF5	2	
507086	Screw, unit rim	AF6	2	
61906	Lead and cap assembly	AF7	2	
60796	Bulb, 12V.	AF8	2	
Not serviced	Body	AF9		
507087	Screw, c/w washer	AF10	6	
503540	Spring, trimmer	AF11	6	
502211	Gasket, rubber	AF12	2	
512465	HEADLAMP ASSEMBLY (Asymmetric) —L.H.S.		2	Austria Fitted up to Body No. 10150FC only
510218	Bulb		2	
510478	Lead and cap assembly		2	
119072	Rim		2	

Note:—Items marked thus † are available on our Factory Exchange Unit Scheme

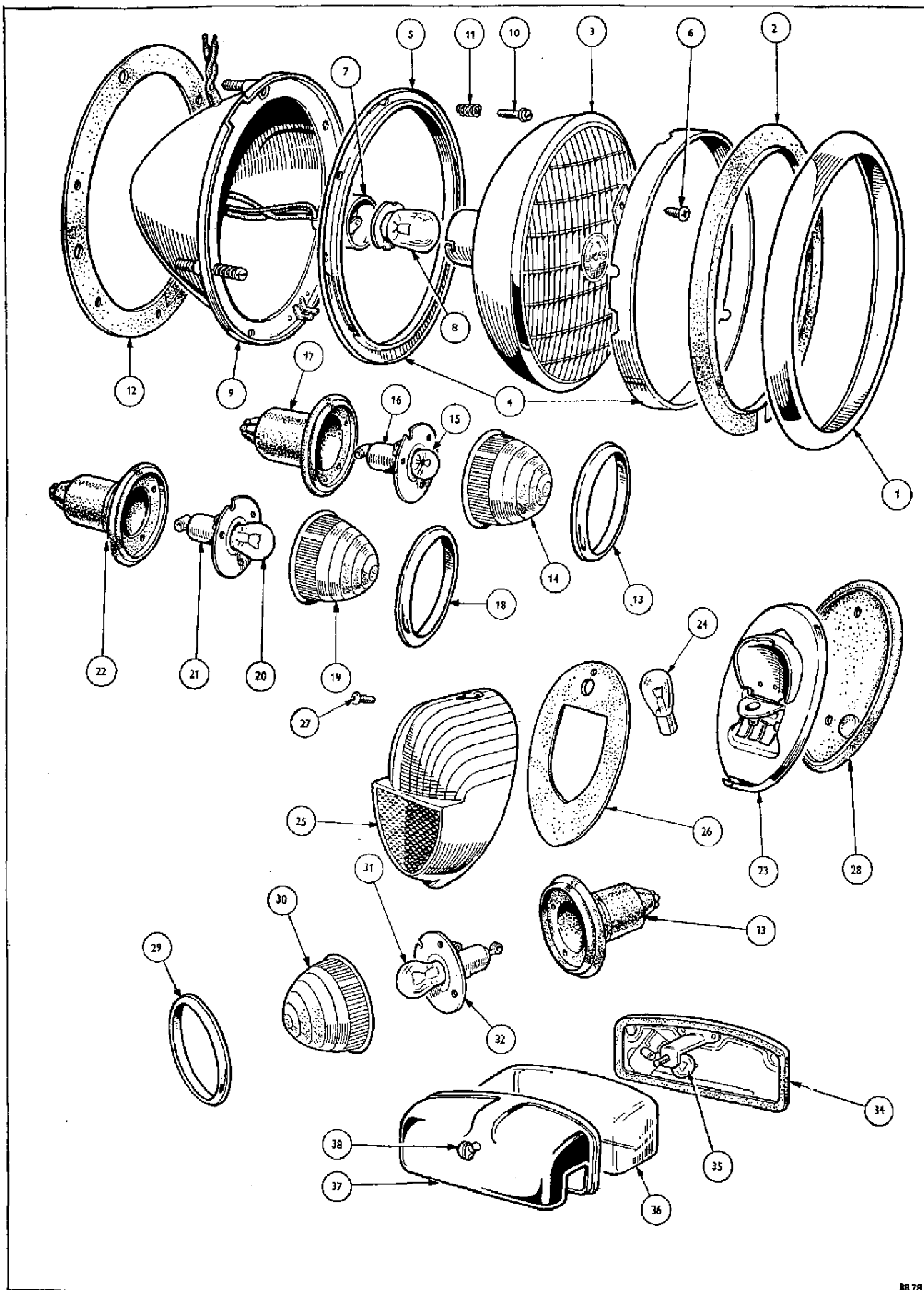


PLATE AF

ELECTRICAL

Part No.	Description	Plate No.	No. per Unit	Remarks
509990	HEADLAMP ASSEMBLY (Asymmetric)—L.H.S.		2	Continental use Fitted up to Body No. 17167FC only
119072	Rim, snap on	AF1	2	
59781	Excluder, dust	AF2	2	
510892	Light unit	AF3	2	
502291	Plate, retaining light unit	AF4	2	
503537	Rim, unit seating	AF5	2	
507086	Screw, unit rim	AF6	2	
510893	Spring, bulb retaining		2	
510218	Bulb, 12V.	AF8	2	
Not serviced	Body	AF9		
501478	Lead and cap assembly		2	
511600	Adaptor		2	
502211	Gasket, rubber	AF12	2	
510212	HEADLAMP ASSEMBLY (Asymmetric)		2	France and Vietnam Fitted up to Body No. 17167FC only
119072	Rim, snap on	AF1	2	
59781	Excluder, dust	AF2	2	
510892	Light unit	AF3	2	
502291	Plate, retaining light unit	AF4	2	
503537	Rim, unit seating	AF5	2	
507086	Screw, unit rim	AF6	2	
510893	Spring, bulb retaining		2	
511600	Adaptor		2	
501478	Lead and cap assembly		2	
510219	Bulb, 12V. "Yellow"	AF8	2	
Not serviced	Body	AF9		
507087	Screw, c/w washer	AF10	6	
503540	Spring, trimmer	AF11	6	
502211	Gasket, rubber	AF12	2	
510213	HEADLAMP ASSEMBLY (Asymmetric)—R.H.S.		2	Sweden Fitted up to Body No. 20918FC only
119072	Rim, snap on	AF1	2	
59781	Excluder, dust	AF2	2	
510896	Light unit	AF3	2	
502291	Plate, retaining light unit	AF4	2	
503537	Rim, unit seating	AF5	2	
507086	Screw, unit rim	AF6	2	
510893	Spring, bulb retaining		2	
511600	Adaptor		2	
501478	Lead and cap assembly		2	
510218	Bulb, 12V.	AF8	2	
Not serviced	Body	AF9		
507087	Screw, c/w washer	AF10	6	
503540	Spring, trimmer	AF11	6	
502211	Gasket, rubber	AF12	2	
	HEADLAMP ATTACHMENT DETAILS			
WP0004	Washer, plain		8	
FC2804	Nut		8	
YF7406	Screw, No. 8 $\times \frac{3}{4}$ "		8	

Note:—Items marked thus † are available on our Factory Exchange Unit Scheme

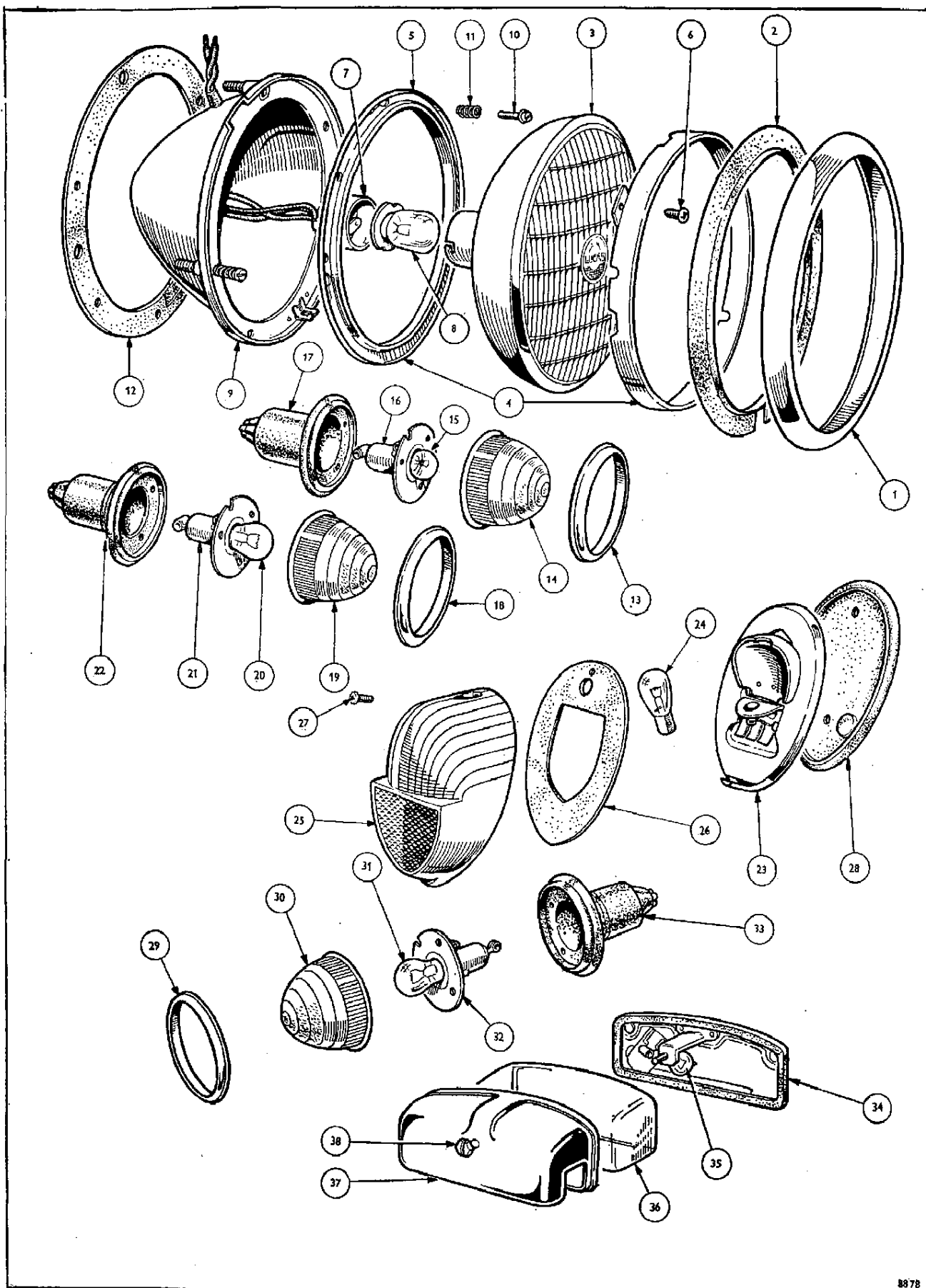
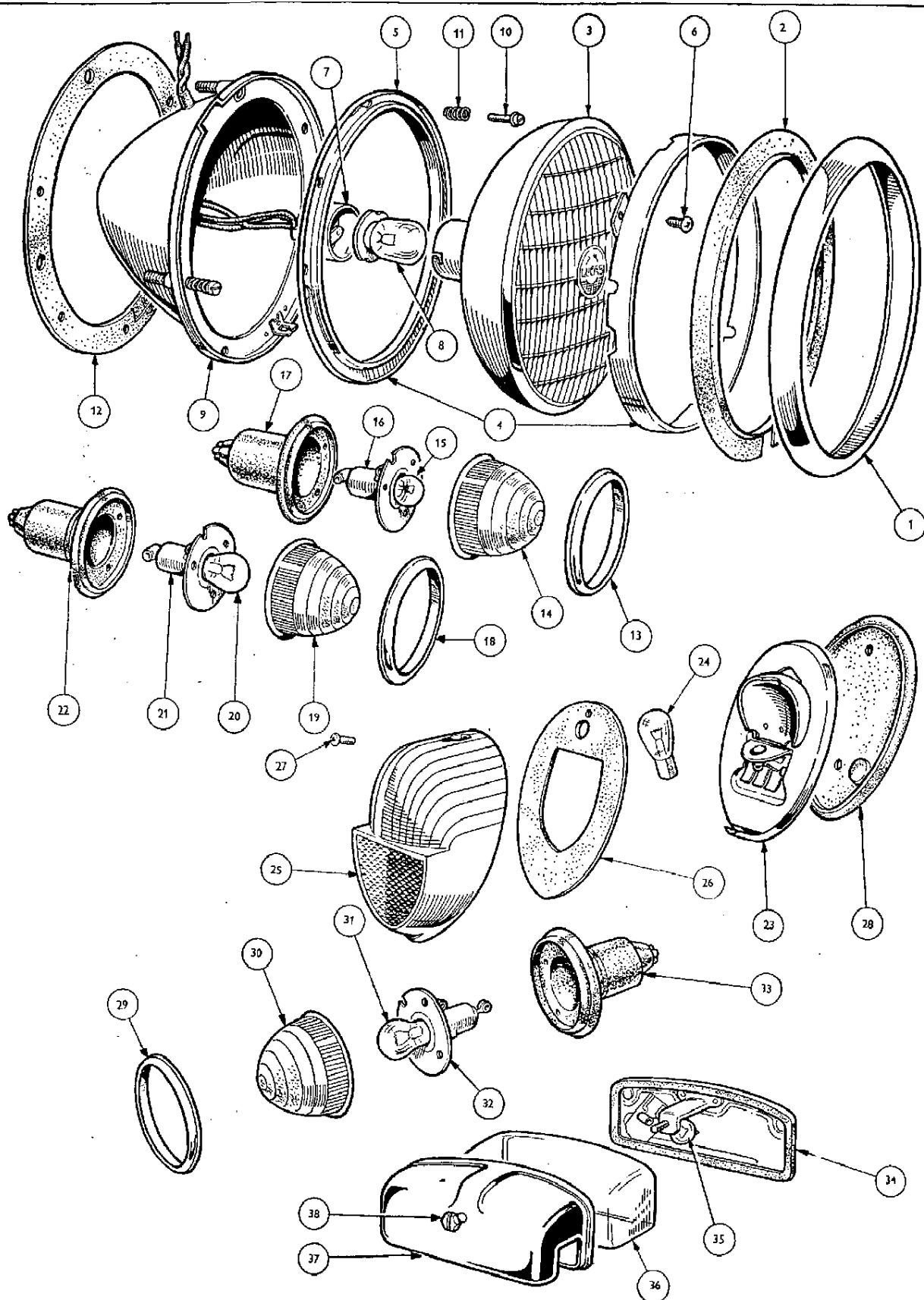


PLATE AF

ELECTRICAL

Part No.	Description	Plate No.	No. per Unit	Remarks
512223	HEADLAMP ASSEMBLY		2	Fitted from Body No. 9044FC and future
119072	Rim, snap on		2	
512231	Light unit		2	HOME & EXPORT EXCEPT SWEDEN
513265	Rim, unit seating		2	
513266	Spring, fixing, unit seating rim		2	
513267	Screw, trimmer		2	
507086	Screw, securing unit retaining plate		6	
512987	Plate, retaining light unit		2	
512222	Gasket, body		2	
501478	Connector and cable assembly		2	
511600	Adaptor		2	
605953	Sleeve, terminal		6	
YF7505	Screw, set	} Headlamp attachment	8	L.H. Rule of Road R.H.S. only
FJ2445/4	Nut		8	
512224	HEADLAMP ASSEMBLY		2	Fitted from Body No. 17168FC and future
119072	Rim, snap on		2	
512241	Light unit		2	EUROPE EXCEPT AUSTRIA AND FRENCH MARKETS
510218	Bulb, 12V., No. 410, 45/40W		2	
510893	Spring, retaining bulb		2	
513265	Rim, unit seating		2	
513266	Spring, fixing, unit seating rim		2	
513267	Screw, trimmer		2	
512987	Plate, retaining light unit		2	
512222	Gasket, body		2	
507087	Screw, securing unit retaining plate		6	
501478	Connector and cable assembly		2	
511600	Adaptor		2	R.H. Rule of Road L.H.S. only
605953	Sleeve, terminal		6	
YF7505	Screw, set	} Headlamp attachment	8	
FJ2445/4	Nut		8	
514579	HEADLAMP ASSEMBLY		2	Fitted from Body No. 11473FC and future
119072	Rim, snap on		2	
514578	Light unit		2	U.S.A. AND CANADA
513265	Rim, unit seating		2	
513266	Spring, fixing, unit seating rim		2	
513267	Screw, trimmer		2	
512987	Plate, retaining light unit		2	
512222	Gasket, body		2	
507086	Screw, securing unit retaining plate		6	
501478	Connector and cable assembly		2	
511600	Adaptor		2	
605953	Sleeve, terminal		6	
YF7505	Screw, set	} Headlamp attachment	8	R.H. Rule of Road L.H.S. only
FJ2445/4	Nut		8	

Note:—Items marked thus † are available on our Factory Exchange Unit Scheme



ELECTRICAL

Part No.	Description	Plate No.	No. per Unit.	Remarks
512244	HEADLAMP ASSEMBLY		2	Fitted from Body No. 17168FC and future
119072	Rim, snap on		2	FRANCE, VIETNAM AND FRENCH COUNTRIES
512241	Light unit		2	
510219	Bulb, 12V., 45/50W., "Yellow"		2	
510893	Spring, retaining bulb		2	
513265	Rim, unit seating		2	
513266	Spring, fixing, unit seating rim		2	
513267	Screw, trimmer		2	
512987	Plate, retaining light unit		2	
512222	Gasket, body		2	
501478	Connector and cable assembly		2	
511600	Adaptor		2	
507086	Screw, securing unit retaining plate		6	
605953	Sleeve, terminal		6	
YF7505	Screw, set } Headlamp		8	
FJ2445/4	Nut } attachment		8	
512228	HEADLAMP ASSEMBLY		2	Fitted from Body No. 10151FC up to Comm. No. FC50000 only
512224	HEADLAMP ASSEMBLY		2	Fitted from Comm. No. FC50001 and future
119072	Rim, snap on		2	AUSTRIA
512237	Light unit		2	
512241	Light unit		2	
513265	Rim, unit seating		2	
513266	Spring, fixing, unit seating rim		2	
513267	Screw, trimmer		2	
512987	Plate, retaining light unit		2	
507086	Screw, securing unit retaining plate		6	
510218	Bulb, 12V., No. 410, 45/40W.		2	
510893	Spring, retaining bulb		2	
512222	Gasket, body		2	
501478	Connector and cable assembly		2	
511600	Adaptor		2	
605953	Sleeve, terminal		6	
YF7505	Screw, set } Headlamp		8	
FJ2445/4	Nut } attachment		8	
512226	HEADLAMP ASSEMBLY			Fitted from Body No. 20919FC up to only
119072	Rim, snap on		2	SWEDEN
512242	Light unit		2	
513265	Rim, unit seating		2	
513266	Spring, fixing, unit seating rim		2	
513267	Screw, trimmer		2	
512987	Plate, retaining light unit		2	
510218	Bulb, 12V., No. 410, 45/40W.		2	
510893	Spring, retaining bulb		2	
507086	Screw, securing unit retaining plate		6	
512222	Gasket, body		2	
501478	Connector and cable assembly		2	
511600	Adaptor		2	
605953	Sleeve, terminal		6	
YF7505	Screw, set } Headlamp		8	
FJ2445/4	Nut } attachment		8	

Note:—Items marked thus † are available on our Factory Exchange Unit Scheme

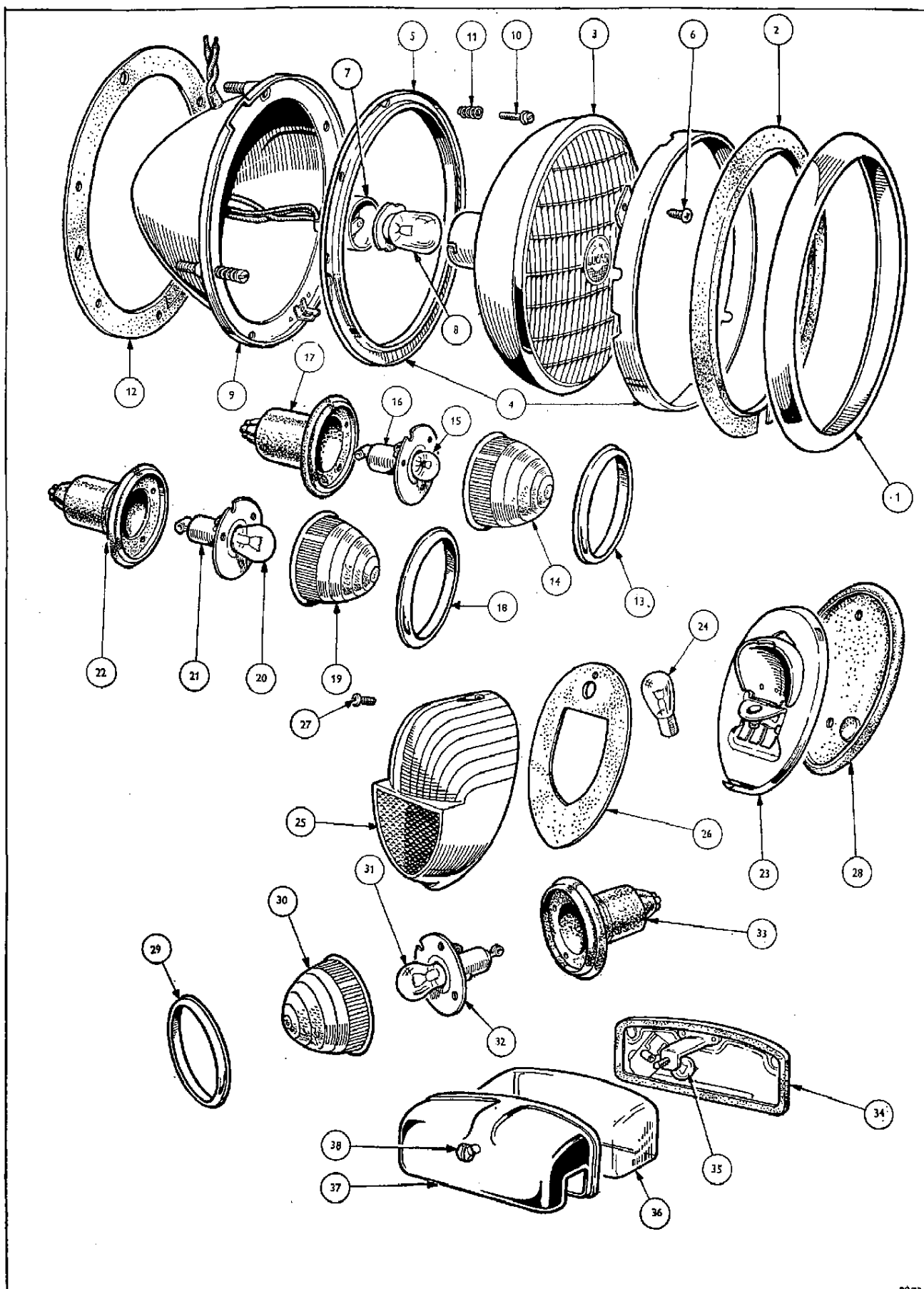


PLATE AF

ELECTRICAL

Part No.	Description	Plate No.	No. per Unit	Remarks
HEADLAMP ASSEMBLY—(continued)				
515659	Headlamp Assembly (Mk. X)		2	Sweden R.H. Rule of the road L.H. steering only Fitted from Comm. No. up to Comm. No. For future see 512224 only
515653	Lamp unit (with sticker)		2	
Note.—For all other details see Part No. 512226				
121355	SIDE LAMP, FRONT (White Lens)		2	
505884	Rim	AF13	2	
505886	Lens (white)	AF14	2	
57591	Bulb	AF15	2	
508186	Bulbholder	AF16	2	
510907	Interior bulbholder		2	
508162	Body, rubber	AF17	2	
507299	Lead, side lamp		2	
507300	Lead, earth		2	
121356	FRONT FLASHER LAMP (Amber Lens)		2	
131995	FRONT FLASHER LAMP (White Lens)		2	
508163	Rim	AF18	2	
505887	Lens (amber)	AF19	2	
505886	Lens (white)	AF19	2	
502379	Bulb, flasher	AF20	2	
508165	Bulbholder and plate	AF21	2	
510907	Interior bulbholder		2	
505883	Body, rubber	AF22	2	
507298	Lead, flasher		2	
507300	Lead, earth		2	
SIDE AND FLASHER LAMP ATTACHMENTS				
YA0384	Screw, lamps to body		12	All countries except Germany
FJ2442	Nut, spire, securing screw		12	
619110	Plinth, side and flasher lamp	R.H.	2	Germany only
619109		L.H.	2	
TP0402	Setscrew (Alternative to TR6402)	Plinths to body	12	
TR6402	Setscrew (Alternative to TP0402)		12	
WN0704	Washer, shakeproof	Side and flasher lamps to plinths	12	
TP0403	Setscrew (Alternative to TR6403)		12	
TR6403	Setscrew (Alternative to TP0403)		12	
WVP0004	Washer, plain		12	
140690	FRONT FLASHER LAMP AND CABLE ASSEMBLY (White Lens)		2	U.S.A. and Canada only From Comm. No. FC25311 and future
514421	Lens (White)		2	
514422	Screw, securing lens to plinth		4	
514065	Gasket, lens seating		2	
616415	Plinth		2	
510907	Interior, bulbholder		2	
513730	Grommet, cable entry		2	
605953	Sleeve, terminal		2	
502379	Bulb		2	
616416	Gasket, lamp seating		2	
507298	Lead, flasher		2	
507300	Lead, earth		2	
YX5308	Screw, fixing } Lamp		6	
FJ2442/9	Nut, spire } to body		6	

Note:—Items marked thus † are available on our Factory Exchange Unit Scheme

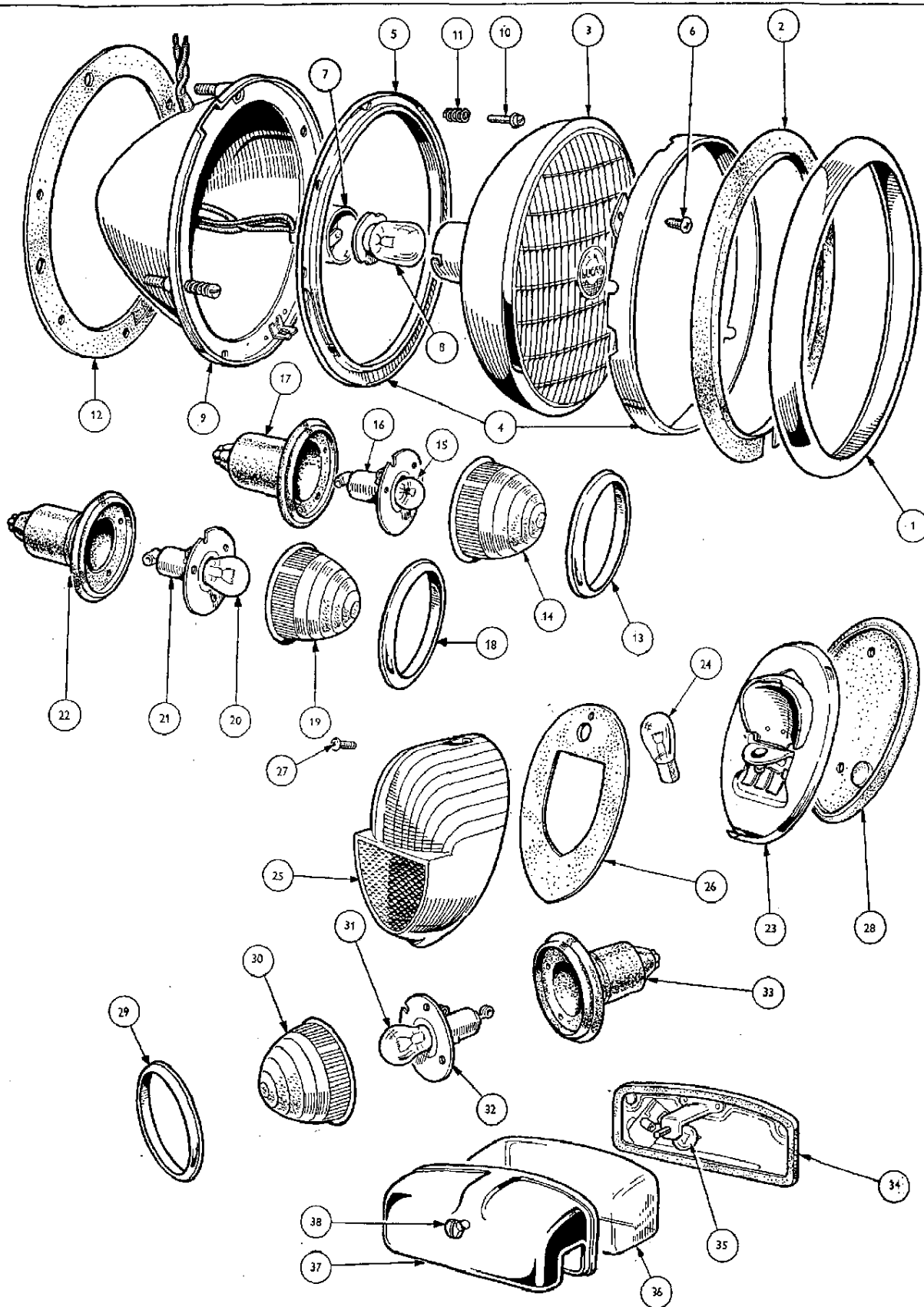
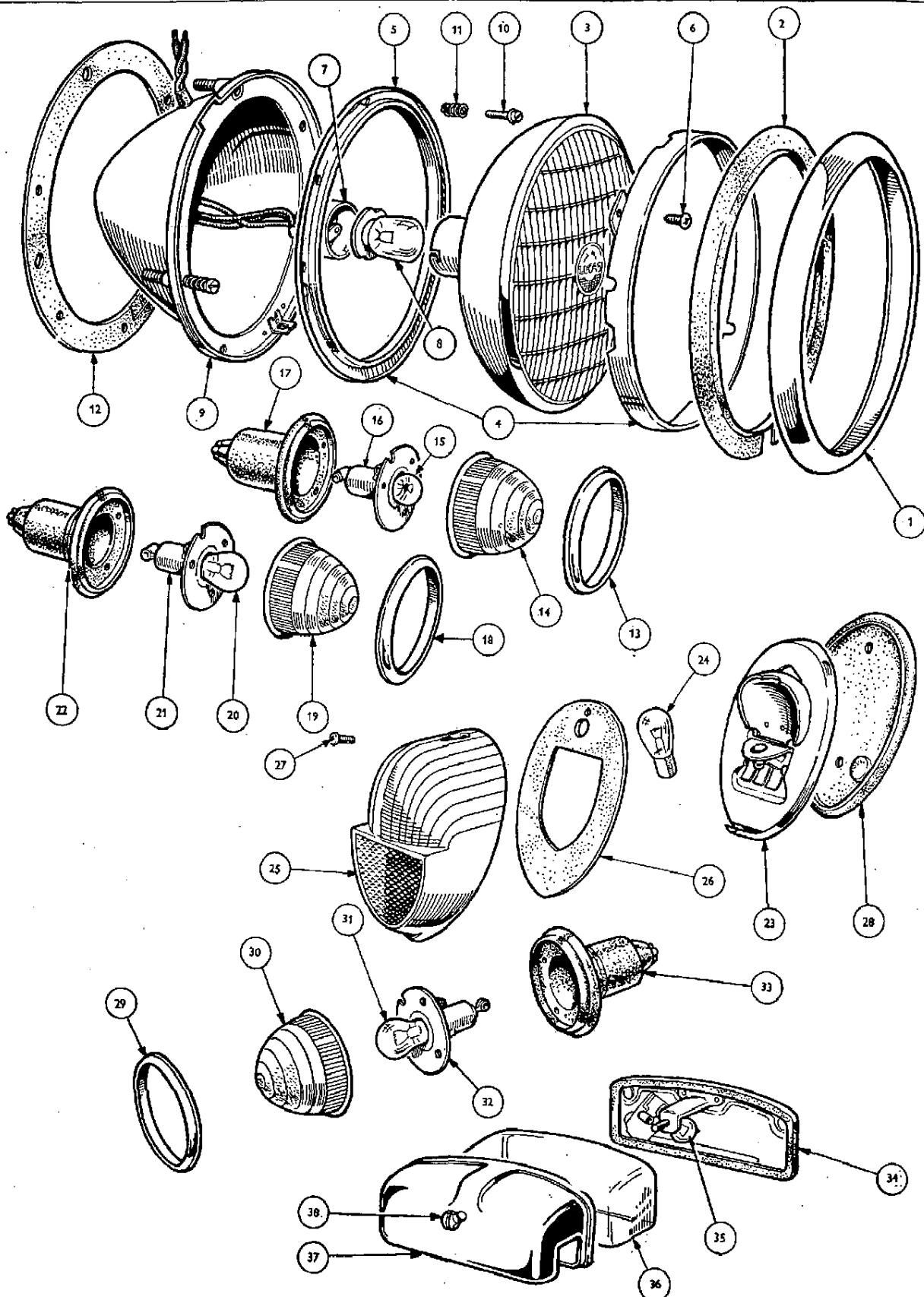


PLATE AF

ELECTRICAL

Part No.	Description	Plate No.	No. per Unit	Remarks
208532	STOP/TAIL AND REFLEX LAMP (Red Glass)		2	
Not serviced	Body	AF23		
502287	Bulb	AF24	2	
511800	Lens	AF25	2	
511802	Gasket, seating lens	AF26	2	
511801	Screw, fixing lens	AF27	4	
605953	Sleeve, terminal bulbholder		2	
511803	Gasket, seating lamp	AF28	2	
	STOP/TAIL AND REFLEX LAMP ATTACHMENTS			
PT0505	Set screw, pan head, No. 10 $\times \frac{1}{8}$ "		4	} Lamps to body
WVL0205	Washer, lock		4	
WP0005	Washer, plain		4	
116459	REAR FLASHER LAMP (Red Glass)		2	
116460	REAR FLASHER LAMP (Amber Glass)		2	
508163	Rim	AF29	2	
508822	Glass, red	AF30	2	
508164	Glass, amber	AF30	2	
502379	Bulb, 12V.	AF31	2	
508165	Bulbholder and plate	AF32	2	
510907	Interior bulbholder		2	
605953	Terminal sleeve		2	
505883	Body	AF33	2	
	FLASHER LAMP ATTACHMENTS			
YA0384	Self-tapping screw, Rd. Hd. No. 6 $\times \frac{1}{2}$ "		6	} Flasher lamps to body
YZ3444	Self-tapping screw, mush head, No. 6 $\times \frac{1}{2}$ "		6	
FJ2442	Spire nut		6	
136581	REAR FLASHER LAMP		2	} U.S.A. and Canada only
514062	Lens		2	
514063	Screw, lens fixing		4	
514064	Washer, retaining screw		4	
514065	Gasket, lens seating		2	
Not serviced	Body assembly			
514066	Interior, bulbholder		2	
514067	Grommet, cable entry		2	
613627	Plinth, lamp mounting		2	
502379	Bulb		2	
YX5305	Screw		2	
YX5308	Screw		4	
FU2553/4	Nut, fix		6	
	} Lamp and plinth to body			

Note:—Items marked thus † are available on our Factory Exchange Unit Scheme



ELECTRICAL

Part No.	Description	Plate No.	No. per Unit	Remarks
128397	REAR NUMBER PLATE LAMP		1	All countries except U.S.A., Canada, Denmark and Germany
Not serviced	Base	AF34		
59467	Bulb 12 v.	AF35	1	
501362	Window	AF36	1	
502264	Cover	AF37	1	
509736	Nut, dome, lens fixing	AF38	1	
WE0605	Washer, shakeproof		2	
HN2005	Nut, hex. } Rear number plate		2	
WN0705	Washer, shakeproof } lamp attachment		2	
127916	REAR NUMBER PLATE LAMP		1	U.S.A., Canada and Denmark only
500492	Glass		1	
59467	Bulb, 12 v.		2	
509736	Nut, dome		1	
502264	Cover		1	
61917	Grommet		1	
WE0605	Washer, shakeproof		2	
HN2005	Nut, hex. } Rear number plate		2	
WN0705	Washer, shakeproof } lamp attachment		2	
613093	Plinth assembly (Rear number plate lamp)		1	
613110	Seal		1	
HU0504	Setcrew		2	
WP0005	Washer, plain } Plinth to boot lid attachment		2	
WN0705	Washer, shakeproof }		2	
128397	REAR NUMBER PLATE LAMP		2	Germany only
Not serviced	Base			
59467	Bulb, 12 v.		2	
501362	Window		2	
502264	Cover		2	
509736	Nut, dome, lens fixing		2	
WE0605	Washer, shakeproof		4	
HN2005	Nut, hex. } Rear number plate		4	
WN0705	Washer, shakeproof } lamps to plinth		4	
709845	Plinth, number plate lamp		1	
618789	Rubber, plinth mounting		1	
HN2005	Nut, hex. } Plinth and rubber		6	
WE0605	Washer, shakeproof } to rear valance panel		6	
61917	Grommet		2	
144656	Cable, R.H. number plate lamp to R.H. tail lamp		1	

Note:—Items marked thus † are available on our Factory Exchange Unit Scheme

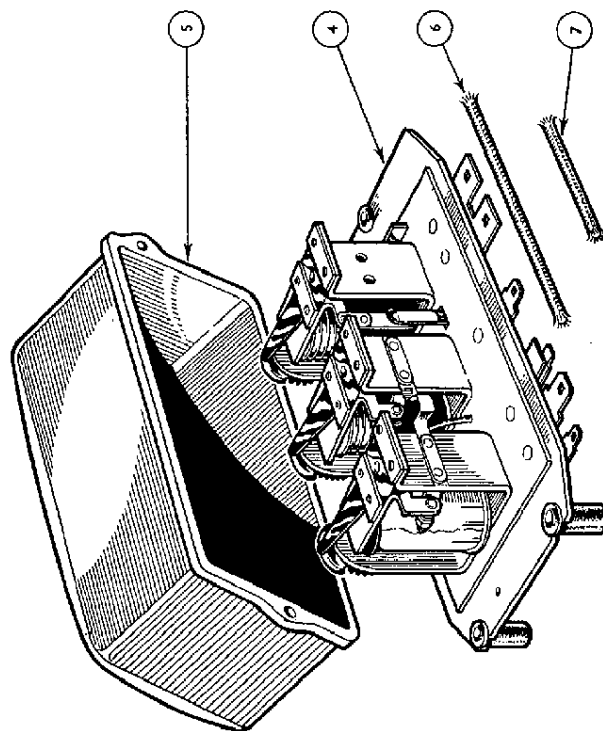
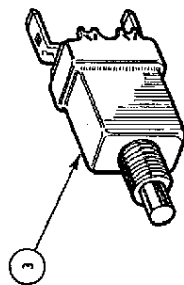
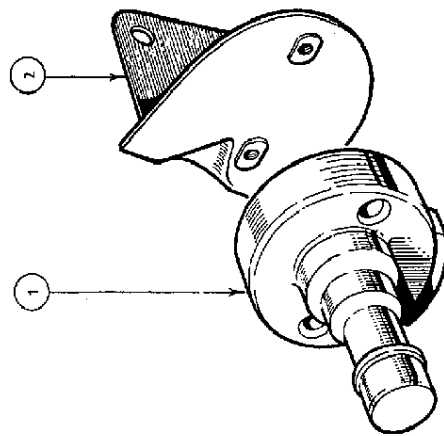
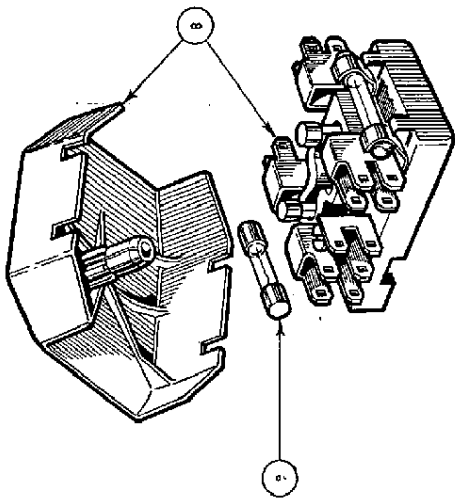
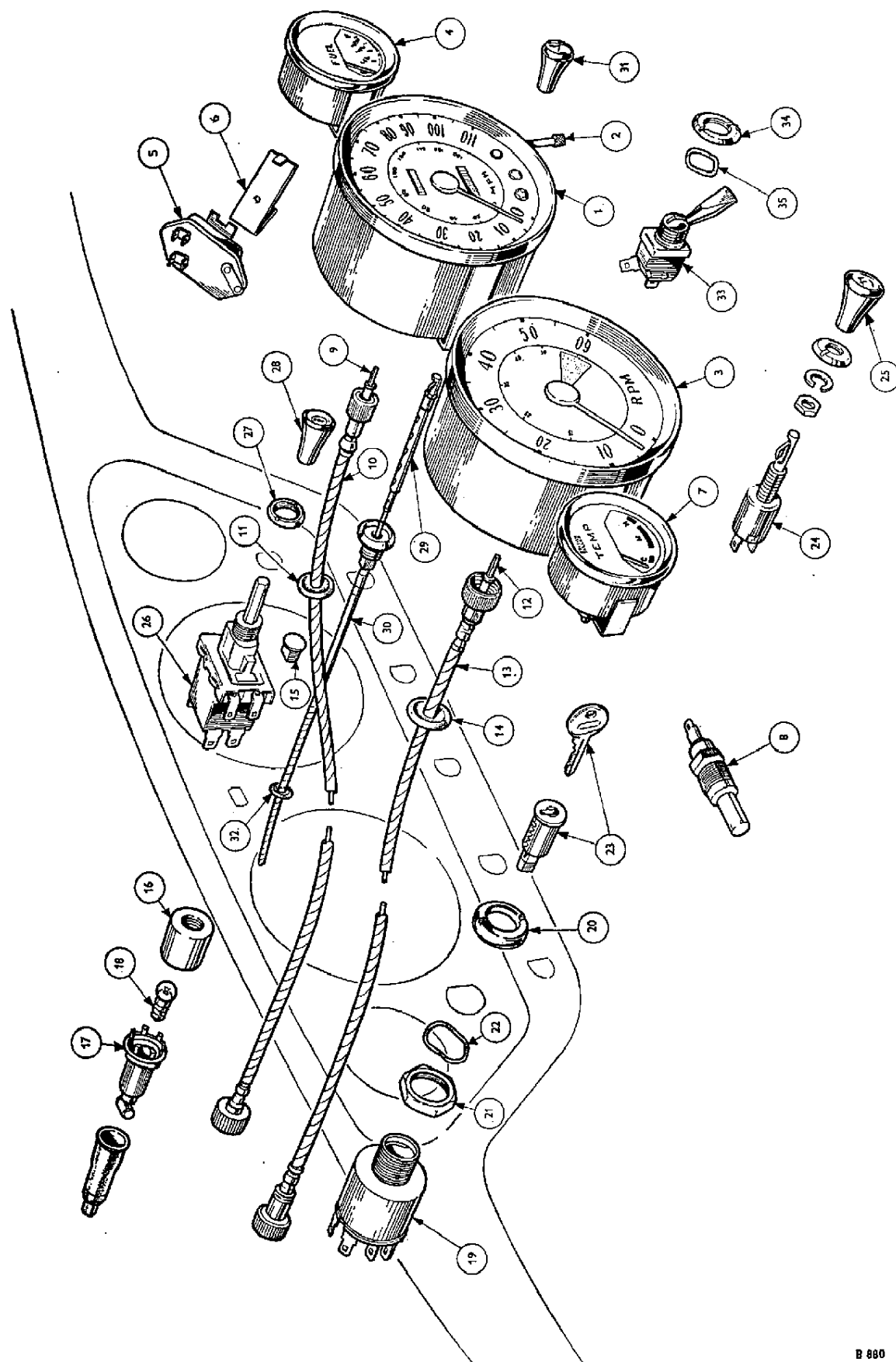


PLATE AG

ELECTRICAL

Part No.	Description	Plate No.	No. per Unit	Remarks
122759	FOOT DIPPER SWITCH—U.S.A. only	AG1	1	Fitted up to Comm. No. FC42499 approx. only
137630	FOOT DIPPER SWITCH—U.S.A. only		1	Fitted from Comm. No. FC42500 approx. and future
134734	Link, steering column to foot dipswitch		1	
613182	Bracket assembly, dipswitch	AG2	1	
BT7710	Screw, set } Bracket to		2	
WL0207	Washer, lock } dash front		2	
KX4509	Screw, set, dipswitch to bracket		2	Fitted up to Comm. No. FC42499 approx. only
PX0504	Screw, set } Securing switch		2	Fitted from Comm. No. FC42500 approx. and future
WL0205	Washer, lock } to bracket		2	
134529	STOP LIGHT SWITCH	AG3	1	Operated by brake pedal
JN2111	Nut, jam } Switch to		1	
WN0711	Washer, shakeproof } bracket		1	
209656	†CONTROL BOX	AG4	1	
511585	Cover	AG5	1	
511586	Resistance, swamp	AG6	2	
511587	Resistance, points	AG7	1	
YL5520	Screw } Control box		3	
WL0205	Washer, lock } attachment		3	
125189	FUSE BOX	AG8	1	
58465	Fuse	AG9	4	
PX0505	Screw, pan head } Fuse box attachment		1	
YA0305	Screw, self-tapping }		1	
WL0205	Washer, lock }		1	
116012	BATTERY, 12V. 38 AMP HOUR (DRY) Note—For Battery Attachment Details see Body Section		1	Alternative to 306689. Fitted up to Comm. No. FC55198 only
306689	BATTERY		1	Alternative to 116012 up to Comm. No. FC55198 only
514124	BATTERY, DRY (Alternative to 515189)		1	Fitted from Comm. No. FC55199 and future
515189	BATTERY, DRY (Alternative to 514124)		1	
141761	BATTERY (Canada only)		1	
134732	Body harness		1	
600396	Grommet, tail lamp leads		2	
59813	Screw, self-tapping } Battery leads		2	Alternative to 131169
131169	Screw, self-tapping } to battery		2	Alternative to 59813
511551	Sleeve, wiring clips to frame		6	
503213	Sleeve, wiring clips to body		38	
511541	Sleeve, harness to grille clip		1	
145890	Cleat, cable		1	H.T. leads
611793	Clip, cable, horn leads to radiator cradle		2	
137585	Fuse, tail lamp		1	} Special orders only
137586	Lead, fuse box to body junction		1	
502105	Connector, snap		1	

Note:—Items marked thus † are available on our Factory Exchange Unit Scheme



B 880

PLATE AH.

SPITFIRE

ELECTRICAL

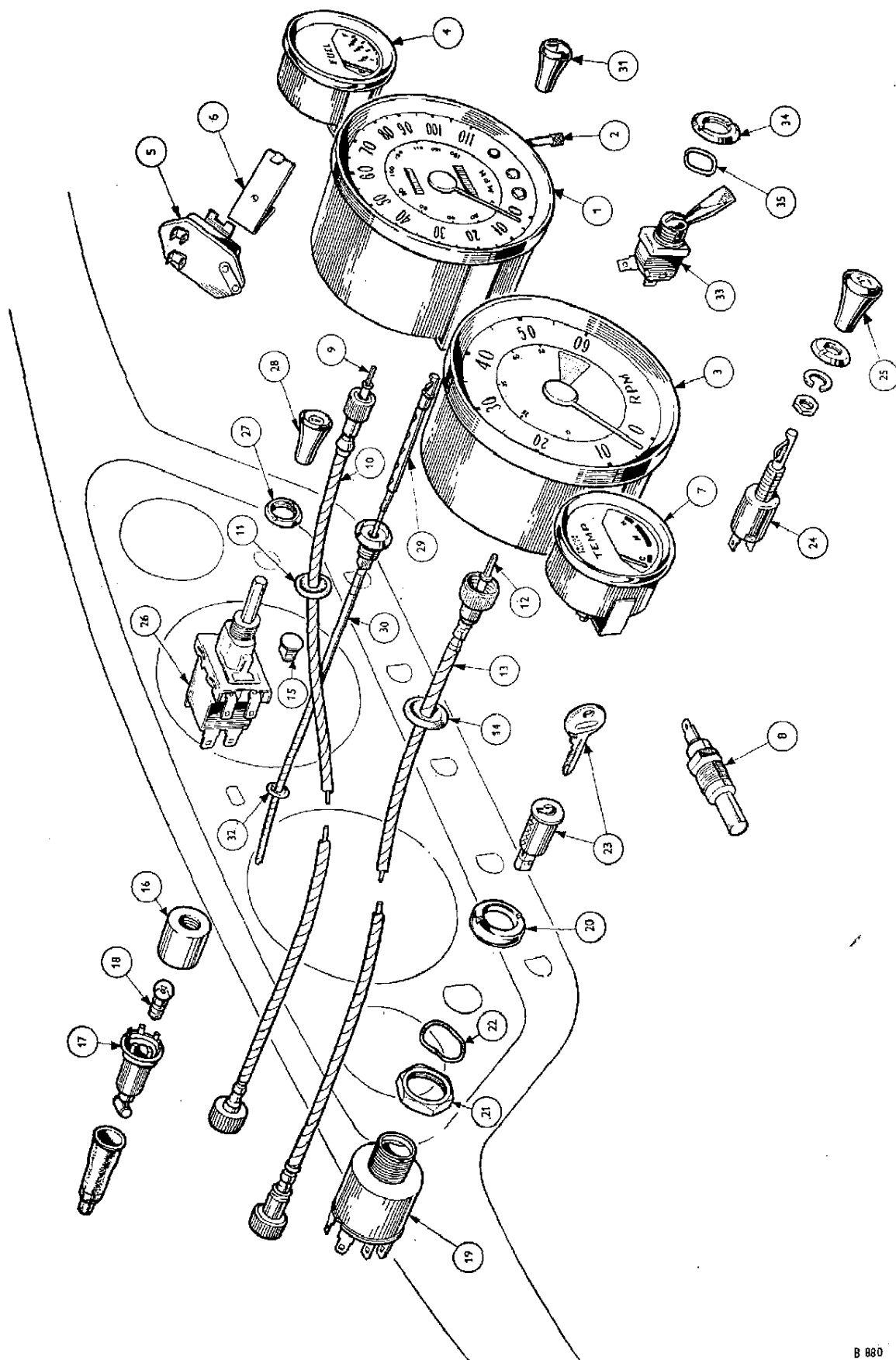
Part No.	Description	Plate No.	No. per Unit	Remarks
209540	†SPEEDOMETER—MILE (0-110 M.P.H.)	AH1	1	Alternative to 208252
208252	†SPEEDOMETER—MILE (0-100 M.P.H.)		1	Alternative to 209540
209541	†SPEEDOMETER—KILO		1	
134757	Trip, flex, speedometer	AH2	1	
209543	†REVOLUTION COUNTER	AH3	1	Fitted up to Comm. No. FC50000 only
212762	REVOLUTION COUNTER		1	Fitted from Comm. No. FC50001 and future
134242	†FUEL GAUGE	AH4	1	
128484	Stabiliser, voltage, fuel gauge	AH5	1	
130997	Bracket, stabiliser mounting	AH6	1	
YA0002	Screw, self-tapping, stabiliser to bracket		1	
134243	TEMPERATURE GAUGE	AH7	1	
137386	TEMPERATURE TRANSMITTER		1	Fitted up to Engine No. FC26302
137705	TEMPERATURE TRANSMITTER	AH8	1	Fitted from Engine No. FC26303 and future
	SPEEDOMETER CABLE ASSEMBLY			
510234/1	Cable, inner	AH9	1	} Fitted up to Body No. 5964FC } Fitted from Body No. 5965FC and future
510234/O	Cable, outer	AH10	1	
507223/1	Cable, inner		1	
507223/O	Cable, outer		1	
613302	Grommet, gearbox cover	AH11	1	
	REV. COUNTER CABLE ASSEMBLY			
134733/1	Cable, inner	AH12	1	} Fitted up to Body No. 5964FC } Fitted from Body No. 5965FC and future
134733/O	Cable, outer	AH13	1	
138317/1	Cable, inner		1	
138317/O	Cable, outer		1	
138316/1	Cable, inner		1	} R.H.S. } L.H.S.
138316/O	Cable, outer		1	
613302	Grommet	AH14	1	
119616	FLASHER WARNING LIGHT		1	
508138	Window	AH15	1	
508137	Shade	AH16	1	
508139	Holder, bulb	AH17	1	
59492	Bulb, warning light	AH18	1	
127651	IGNITION AND STARTER SWITCH	AH19	1	
609793	Bezel	AH20	1	
510369	Nut, for switch	AH21	1	
128087	Washer	AH22	1	
554217	Barrel, ignition locking	AH23	1	Fitted up to Body No. 56578FC only
572540	Barrel, ignition locking		1	Fitted from Body No. 56579FC and future

Note:—Items marked thus † are available on our Factory Exchange Unit Scheme

ELECTRICAL

Part No.	Description	Plate No.	No. per Unit	Remarks
132118	Block, terminal	(Not Serviced)		
510708	Block, terminal (to make 4 off 132118)		1	} Germany and when Locking Steering Column is fitted
132116	Lead, ignition extension		1	
611953	Plug, blanking, facia switch hole		1	
510510	WINDSCREEN WIPER SWITCH	AH24	1	
704875	Knob	AH25	1	
610573	Clip, securing knob, lens		1	
59445	Washer, rubber		1	
609933	Bezel		1	
130545	Washer, spring		1	
510396	Nut, for switch		1	
	PANEL LIGHT SWITCH AND KNOB ASSEMBLY (U.S.A. ONLY)			
130544	Switch		1	
609933	Bezel		1	
704879	Knob		1	
	LIGHTING AND ILLUMINATION MASTER SWITCH AND KNOB ASSEMBLY			
131812	Switch	AH26	1	
609795	Bezel	AH27	1	
704885	Knob	AH28	1	
	CHOKE CONTROL AND KNOB ASSEMBLY			
401895	Cable, inner	AH29	1	Fitted up to Comm. No. FC50000 only
402309	Cable, inner c/w knob		1	Fitted from Comm. No. FC50001 up to only
146821	Cable, inner, choke control, c/w knob		1	Fitted from Comm. No. and future
	Note:—Cable and Knob cannot be supplied separately			
401894	Cable, outer	AH30	1	} Fitted up to Comm. No. FC50000 only
59445	Washer, rubber		1	
704873	Knob	AH31	1	
402312	Cable, outer		1	} Fitted from Comm. No. FC50001 up to only
144349	Bezel, choke control		1	
146825	Cable, outer, choke control		1	} Fitted from Comm. No. and future
515789	Nut, locking		1	
WN0711	Washer, shakeproof		1	
146987	Bezel		1	
61917	Grommet, choke cable	AH32	1	
145890	Cleat, choke cable to overflow pipe		1	
503999	Pin, pivot choke inner cable to carburettor		1	
504003	Screw, pivot pin		1	
133322	HEATER SWITCH	AH33	1	} Only required when heater is fitted
609795	Bezel	AH34	1	
128088	Washer, spring	AH35	1	

Note:—Items marked thus † are available on our Factory Exchange Unit Scheme



B 880

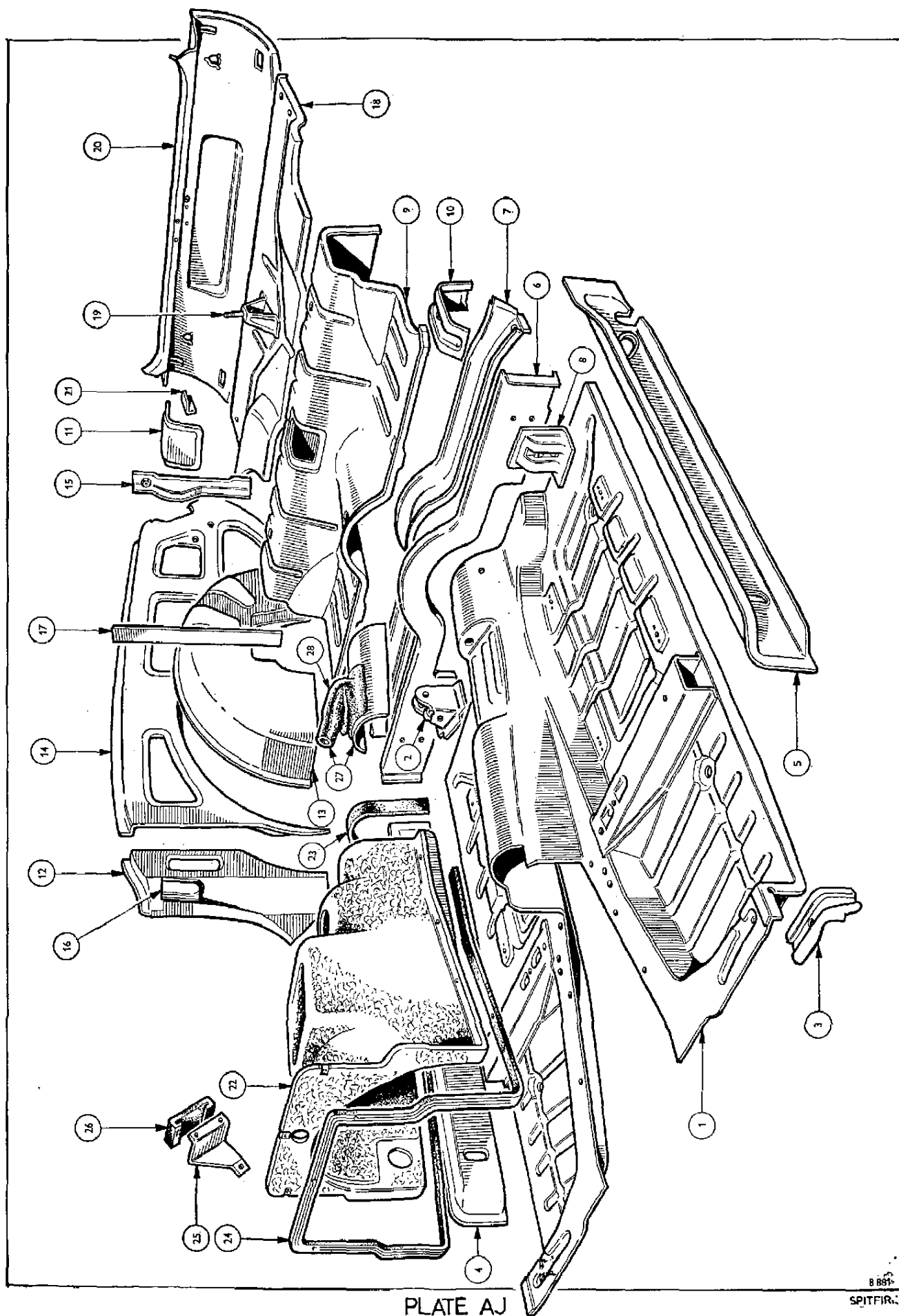
PLATE A.H.

SPITFIRE

ELECTRICAL

Part No.	Description	Plate No.	No. per Unit	Remarks
MAIN HARNESS				
305915	MAIN HARNESS—R.H.S.		1	} Fitted up to Comm. No. FC50000 only
305996	MAIN HARNESS—L.H.S.		1	
307180	MAIN HARNESS—R.H.S.		1	} Fitted from Comm. No. FC50001 and future
307181/1	MAIN HARNESS—L.H.S. (Lucas)		1	
307181/2	MAIN HARNESS—L.H.S. (Ward and Goldstone)		1	
134890	Lead, earth, panel		1	
508725	Clip, cable, dynamo leads		1	
ENGINE LEADS				
511481	Lead, starter to solenoid		1	
511484	Lead, battery to earth		1	
511485	Lead, engine to earth		1	
511483	Lead, battery to solenoid—R.H.S. only		1	
511482	Lead, battery to solenoid—L.H.S. only		1	
HU0704	Screw, set		1	} Battery earth
WE0706	Washer, shakeproof		1	
115706	Boot, rubber, starter solenoid		1	
138669	Lead, extension, temperature transmitter		1	} For use in conjunction with water pump assembly No. 514912 and water pump body No. 144297
508804	Blade, Lucar		1	

Note:—Items marked thus † are available on our Factory Exchange Unit Scheme



BODY AND FITTINGS

Part No.	Description	Plate No.	No. per Unit	Remarks
568650 573215	BODY COMPLETE, PAINTED AND TRIMMED { R.H.S. L.H.S. Less the following items:- Facia ash tray, Cubby box, Steering column brackets and Cowl, Heater, Front and rear bumpers, Electrical equipment, Instruments, Master cylinders and Screen washer.		1 1	} Please state colour required when ordering
903348 903349	BODY SHELL— PRIME FINISH { R.H.S. L.H.S. (Complete with doors, bonnet, trunk lid)		1 1	} Fitted up to Body No. 56578FC only
569243 569244	BODY SHELL— PRIME FINISH { R.H.S. L.H.S. (Less doors, trunk lid)		1 1	
904541 904542	BODY SHELL— PRIME FINISH { R.H.S. L.H.S. (Complete with doors, bonnet, trunk lid)		1 1	} Fitted from Body No. 56579FC and future
572564 572565	BODY SHELL— PRIME FINISH { R.H.S. L.H.S. (Less doors, trunk lid)		1 1	
574243	BODY MOUNTING PACK		1	
HB0826	Bolt		2	
YN2908	Nut	} Dash front outer to chassis frame	2	
WM0058	Washer, plain		2	
VYP0019	Washer, plain		2	
613178	Block, mounting	} Body to mounting brackets dash front	2	
WVLO208	Washer, lock		2	
WM0058	Washer, plain		2	
HU0808P	Screw, set		2	
WVLO208	Washer, lock	} Main floor to chassis outrigger	4	
HB0816P	Bolt		2	
WM0058	Washer, medium		4	
HB0824	Bolt		2	
WVLO208	Washer, lock	} Heelboard crossmember to chassis crossmember	2	
HB0828P	Bolt		2	
VYP0105	Washer, plain		2	
613178	Block, mounting	} Seat pan to chassis crossmember	2	
WQ0309	Washer, lock		2	
WM0075	Washer, plain		2	
612301	Plug, rubber		2	
HB0910	Bolt		2	

Note:—Items marked thus † are available on our Factory Exchange Unit Scheme

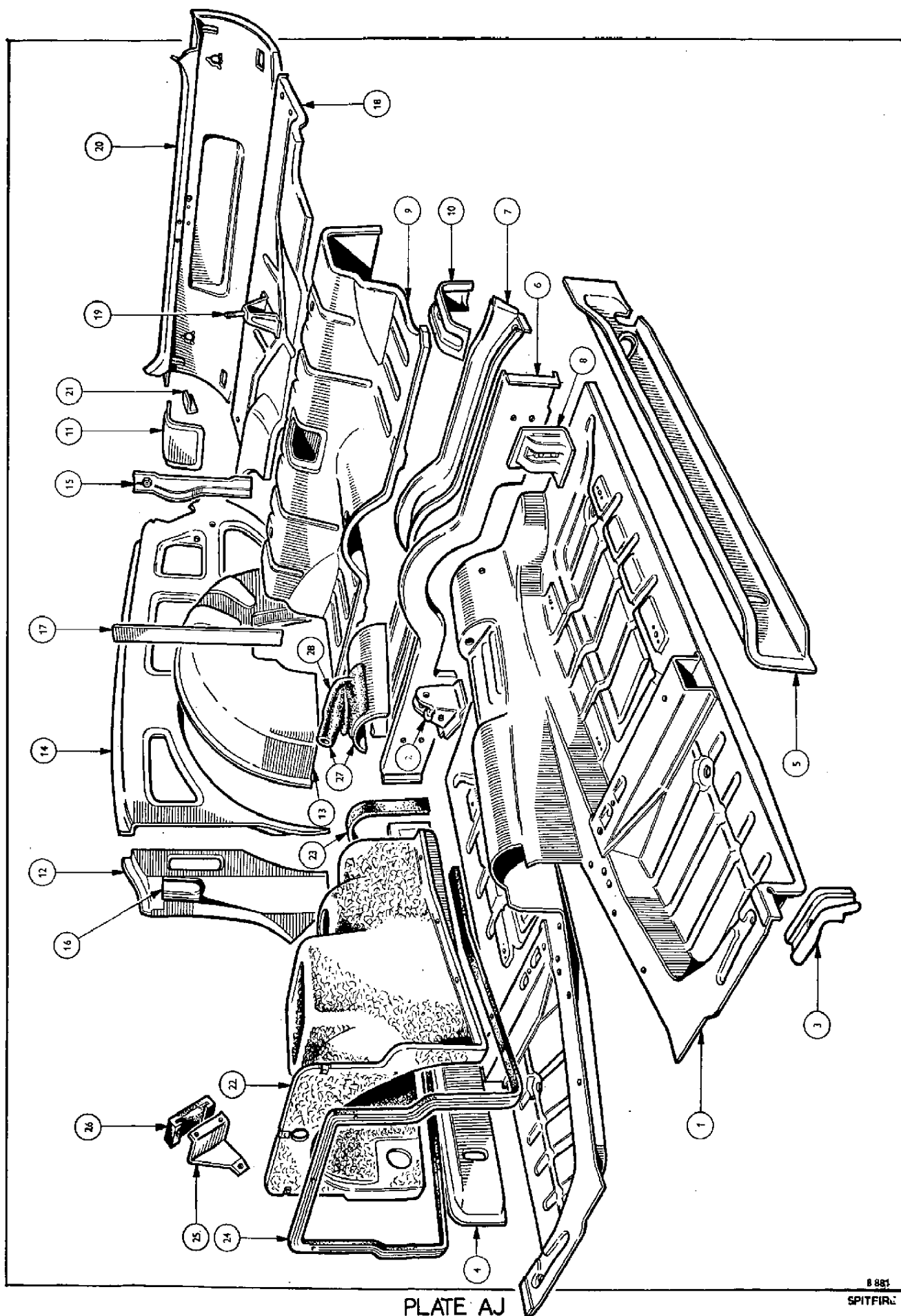


PLATE AJ

BODY AND FITTINGS

Part No.	Description	Plate Mo.	No. per Unit	Remarks
FLOOR PANEL DETAILS				
807106	Floor assembly, main	AJ1	1	
121765	Bracket, pivot, handbrake	AJ2	1	
612577	Angle, sill reinforcement		2	
603559	Clip, wiring		3	
612528	Bracket, mounting, dash front outer		1	
612527			1	
806639	Panel, sill, inner	AJ3	1	
806638		AJ4	1	
806635	Panel, sill, reinforce rear—R.H.	AJ5	1	
806634	Panel, fitted between inner and outer sill panels—L.H.			
903134	Panel, heelboard	AJ6	1	
807104	Crossmember assembly, heelboard	AJ7	1	
133919	Bracket assembly, handbrake relay mounting		1	
613344	Bracket assembly, radius arm mounting	AJ8	2	
613347	Seat pan assembly, rear	AJ9	1	
706160	Reinforcement assembly, body mounting		1	
706159			1	
613812	Cover, rear spring access	AJ10	1	
FU2585	Nut, fix	AJ11	1	
YH8505	Screw, self-tapping } Cover attachment		2	
903147			2	
903146	Panel, front outer, rear wheelarch	AJ12	1	
705788	Panel, wheelarch, inner		1	
705787			1	
712391	Panel, wheelarch, inner		1	Fitted up to Body No. 80297 FC only, and on 80306FC, 80314FC, and 80318FC
712390	Panel, wheelarch, inner		1	
903149	Panel, wheelarch, outer		1	
903148			1	
613359	Bracket assembly, petrol tank support	AJ14	1	
613358		AJ15	1	
612895	Bracket assembly, hoodstick socket	AJ16	2	
612297	Reinforcement assembly, overrider support, upper		2	
612552	Support, wheelarch to rear deck	AJ17	1	
612551			1	
603559	Clip, wiring		7	
706798	Floor assembly, trunk	AJ18	1	Fitted up to Body No. 14196FC and from 47276FC and future
708000	Floor assembly, trunk		1	Fitted from Body No. 14197FC up to 47275FC only
	Note—706798 may be used for all replacements			
615810	Reinforcement, overrider attachment		2	
607863	Bracket assembly, spare wheel mounting	AJ19	1	
612299	Reinforcement assembly, overrider support, lower		2	Fitted up to Body No. 14196FC only
613579	Bracket, support, petrol tank casing		7	
613478	Bracket, support, rear exhaust pipe		1	
603559	Clip, wiring		2	
807109	Panel, rear valance assembly	AJ20	1	Fitted up to Body No. 14196FC only
569900	Panel, rear valance assembly		1	Fitted from Body No. 14197FC and future
612938	Angle, rear valance to wheelarch	AJ21	2	

Note:—Items marked thus † are available on our Factory Exchange Unit Scheme

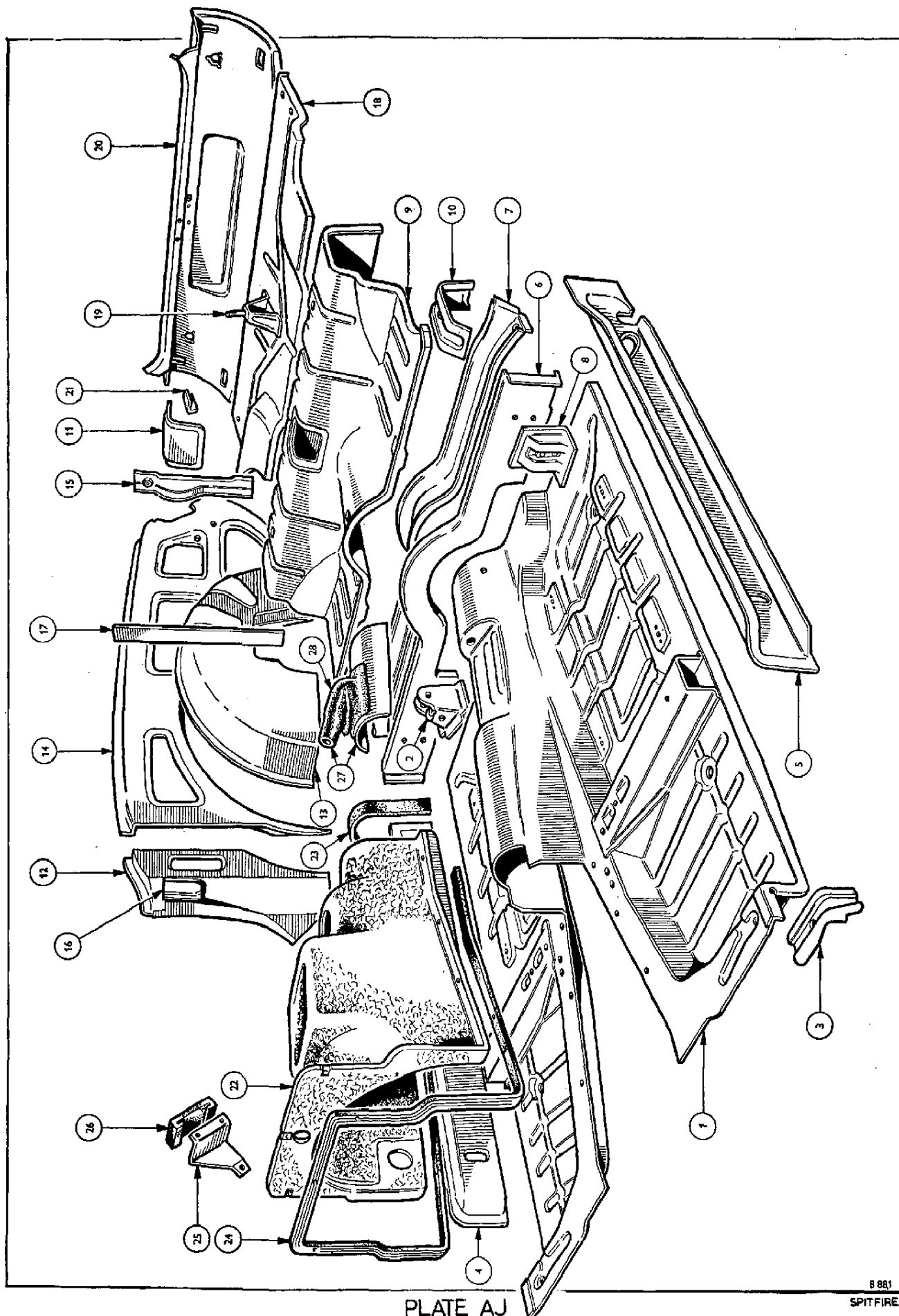


PLATE AJ

BODY AND FITTINGS

Part No.	Description	Plate No.	No. per Unit	Remarks
FLOOR PANEL DETAILS (continued)				
706773	Cover, gearbox, assembly	AJ22	1	Fitted up to Body No. 5964FC
707349	Cover, gearbox, assembly		1	Fitted from Body No. 5965FC and future
608815	Plate, fixing, radio		1	
YZ3504	Screw, self-tapping		2	
YZ3303	Screw, self-tapping		1	
WP0005	Washer, plain		2	
FU2578	Nut, fix		3	
803762	Pad, assembly, sound insulation		1	
608563	Seal, gearbox cover	AJ23	1	
608756		AJ24	1	
YH6507	Screw, self-tapping		8	
WP0005	Washer, plain		8	
608383	Plate, retaining		8	
FU2549	Nut, spire		8	
YH7406	Screw, self-tapping		3	
WP0006	Washer, plain		3	
613362	Footrest, gearbox cover	AJ25	1	
611822	Pad, rubber, footrest	AJ26	1	
PX0504	Screw, set		3	
WP0156	Washer, plain		3	
WL0205	Washer, lock		3	
HN2005	Nut		3	
805812	Millboard assembly, handbrake	AJ27	1	
705789	Grommet	AJ28	1	
712536	Grommet, handbrake assembly		1	
YA0304	Screw, millboard assembly to gearbox tunnel		4	

Note:—Items marked thus † are available on our Factory Exchange Unit Scheme

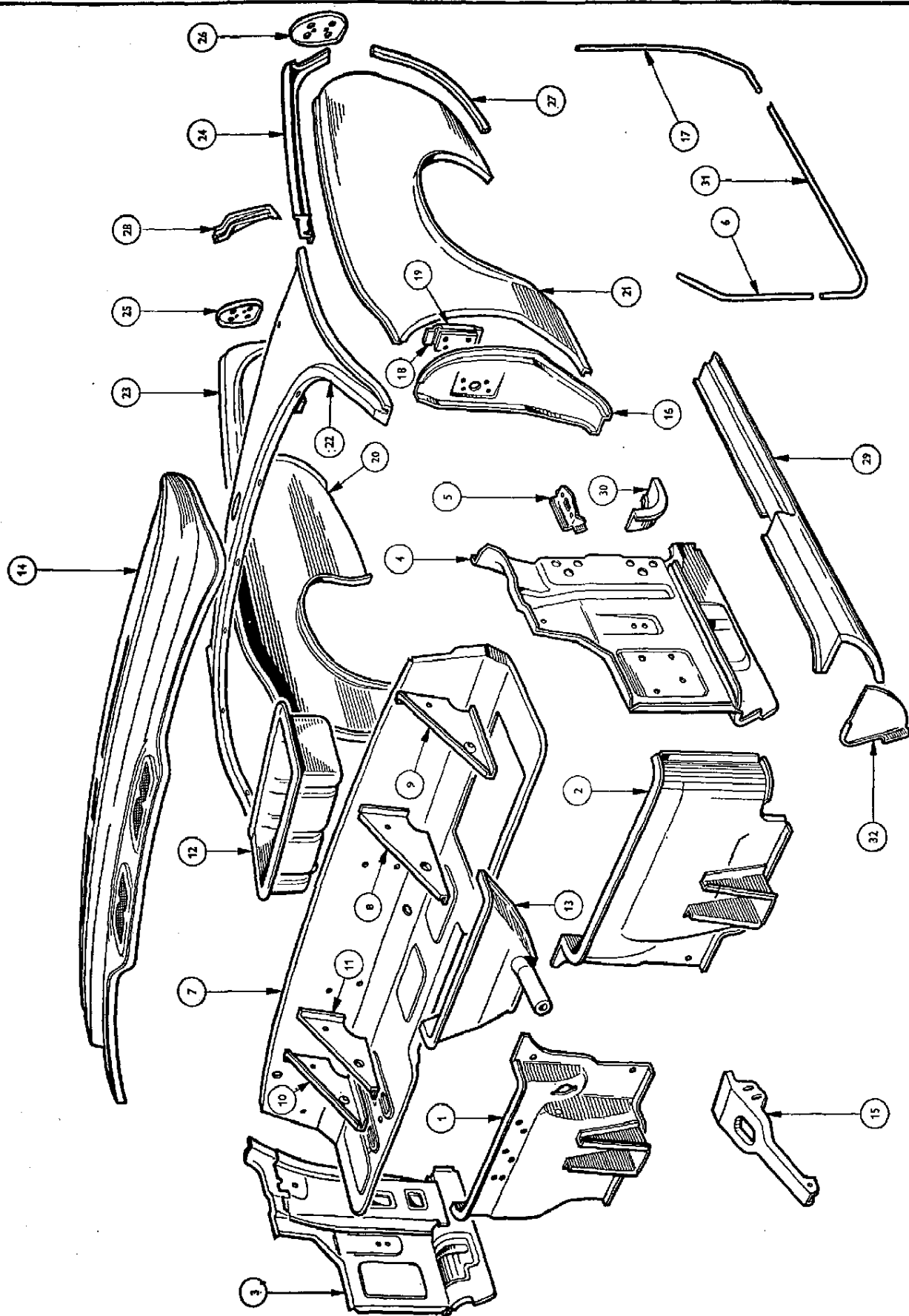


PLATE AK

BODY AND FITTINGS

Part No.	Description	Plate No.	No. per Unit	Remarks
BODY SIDE PANELS				
807121	Panel assembly, dash front { R.H.	AK1	1	
807120	R.H. steering { L.H.	AK2	1	
807123	Panel assembly, dash front { R.H.		1	
807122	L.H. steering { L.H.		1	
603559	Clip, wire		2	
603559	Clip, battery drain tube		1	
607637	Plate, bracket mounting, dash front		2	
807119	Panel assembly, 'A' post { R.H.	AK3	1	
807118	and sill reinforcement { L.H.	AK4	1	
612616	Bracket, bonnet location	AK5	2	
706446	Retainer, door seal { R.H.		1	
706445	{ L.H.	AK6	1	
613351	Bracket assembly, { R.H.		1	
613350	check strap { L.H.		1	
603344	Spring, guide, check arm		2	
556141	Rivet, spring guide attachment		4	
603559	Clip, wiring		4	
903200	Panel, dash shelf { R.H.S.	AK7	1	} Fitted up to Body No. 5964FC Fitted from Body No. 5965FC and future
903201	{ L.H.S.		1	
903636	Panel, dash shelf { R.H.S.		1	
903637	{ L.H.S.		1	
603559	Clip, wiring		4	
613687	Gusset, dash { R.H.	AK8	1	
613686	{ L.H.	AK9	1	
613685	Gusset (pedals) dash { R.H.—R.H.S.		1	
612982	{ R.H.—L.H.S.	AK10	1	
612981	{ L.H.	AK11	1	
612850	Plate, parcel tray support		2	
806707	Battery box assembly { R.H.S.	AK12	1	
807030	{ L.H.S.			
613051	Rod, battery fixing		2	} Fitted to all models up to Body No. 55198FC only. Canada only from Body No. 55199FC and future
601553	Angle, battery retaining		1	
601552	Rod, battery fixing		2	
142087	Angle, battery retaining		1	} Fitted to all models from Body No. 55199FC and future except Canada
CD15685B	Washer, special, on battery rod		2	
132068	Nut, wing, securing battery		2	
613155	Rubber, battery shelf		1	
612970	Tube, drain, battery box		1	
613025	Grommet, drain tube		1	
CS4012	Clip, drain tube to battery box		1	Alternative to CS4011
CS4011	Clip, drain tube to battery box		1	Alternative to CS4012
706550	Bracket, wiper motor mounting		1	
HU0705	Setscrew { Motor bracket		4	
WL0207	Washer, lock { to dash shelf		4	
WM0057	Washer, plain {		4	
807279	Air box assembly	AK13	1	Fitted up to Body No. 5964FC
807536	Air box assembly		1	Fitted from Body No. 5965FC and future
611181	Bracket, mounting, voltage regulator		1	

Note:—Items marked thus † are available on our Factory Exchange Unit Scheme

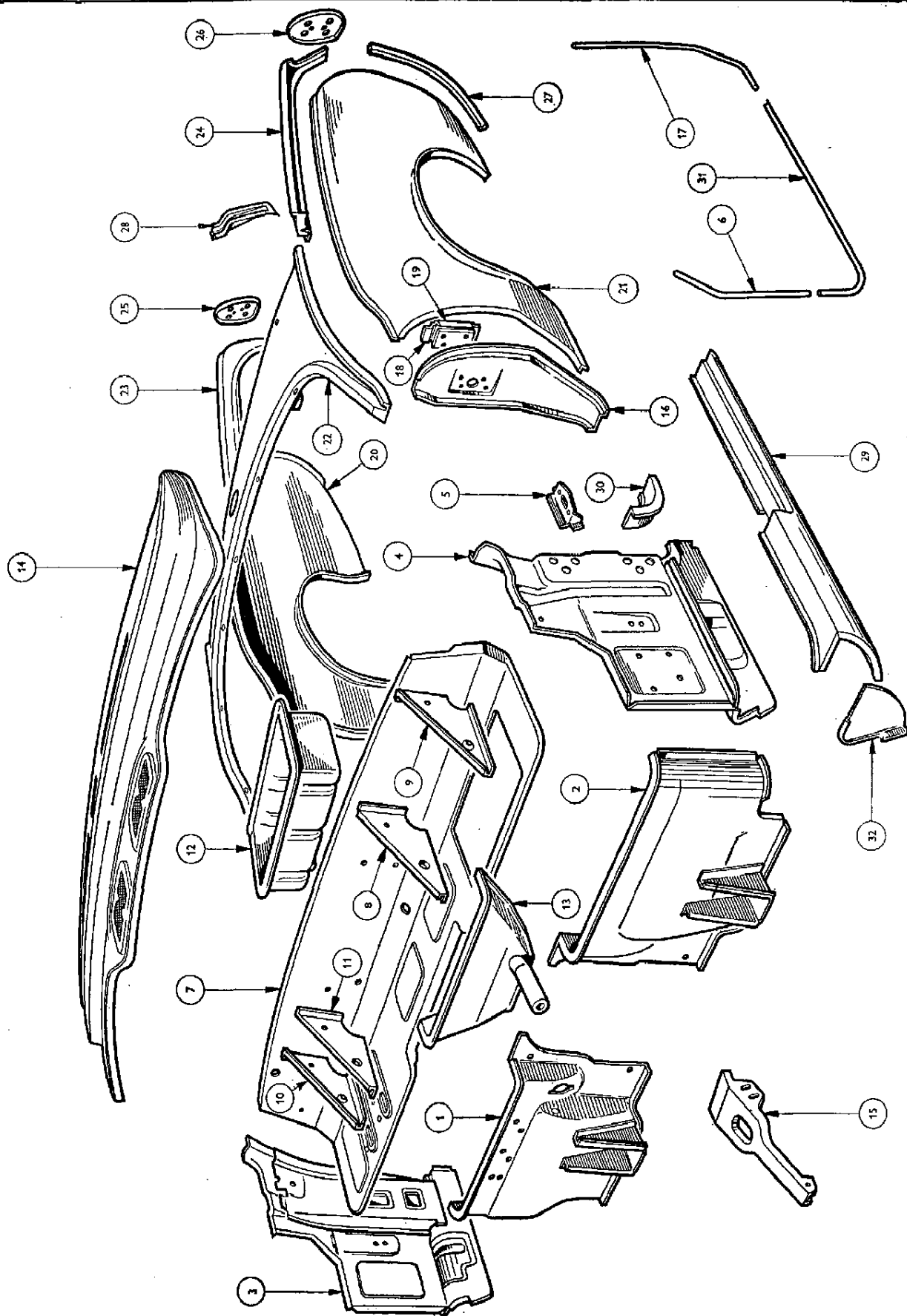


PLATE AK

8882

PITFIRE

BODY AND FITTINGS

Part No.	Description	Plate No.	No. per Unit	Remarks
BODY SIDE PANELS (continued)				
807379	Panel assembly, front deck	AK14	1	
806926	Channel assembly, steering	AK15	1	
806925	column support		1	
807114	Panel assembly, 'B' { R.H.		1	
807113	post outer { L.H.	AK16	1	
618364	Shield, water, striker plate { R.H.		1	Fitted up to Body No. 56578FC only
618363	{ L.H.		1	
554407	Rivet, Imex, water shield to 'B' post		4	
809510	Panel assembly, 'B' { R.H.		1	Fitted from Body No. 56579FC and future
809509	post outer { L.H.		1	
706450	Retainer, door seal { R.H.		1	
706449	{ L.H.	AK17	1	
612565	Plate, tapped, lock striker	AK18	2	Fitted up to Body No. 56578FC only
612566	Retainer, lock striker	AK19	2	
619100	Plate, tapped, lock striker { R.H.		1	Fitted from Body No. 56579FC and future
619099	{ L.H.		1	
618275	Retainer, lock striker { R.H.		1	
618274	{ L.H.		1	
903096	Panel, outer, rear wing { R.H.	AK20	1	
903095	{ L.H.	AK21	1	
807110	Panel assembly, rear deck	AK22	1	
613579	Bracket, support, petrol tank casing		7	
903100	Panel, rear wing, { R.H.	AK23	1	
903099	inner { L.H.	AK24	1	
613525	Plate assembly, filler, { R.H.	AK25	1	
613524	rear side lamp { L.H.	AK26	1	
706600	Finisher, lower rear wing joint	AK27	2	
706465	Support assembly, bottom pivot, trunk lid stay	AK28	1	
903098	Panel, sill, outer { R.H.		1	
903097	{ L.H.	AK29	1	
808271	Stoneguard, sill, outer { R.H.		1	Fitted to Special Order only
808270	{ L.H.		1	
616196	Plasti-rivet, securing stoneguards		12	
706289	Panel, 'A' post, outer, lower { R.H.		1	
706288	{ L.H.	AK30	1	
706448	Retainer, door seal { R.H.		1	
706447	{ L.H.	AK31	1	
706423	Panel, filler, sill front { R.H.		1	
706422	{ L.H.	AK32	1	

Note:—Items marked thus † are available on our Factory Exchange Unit Scheme

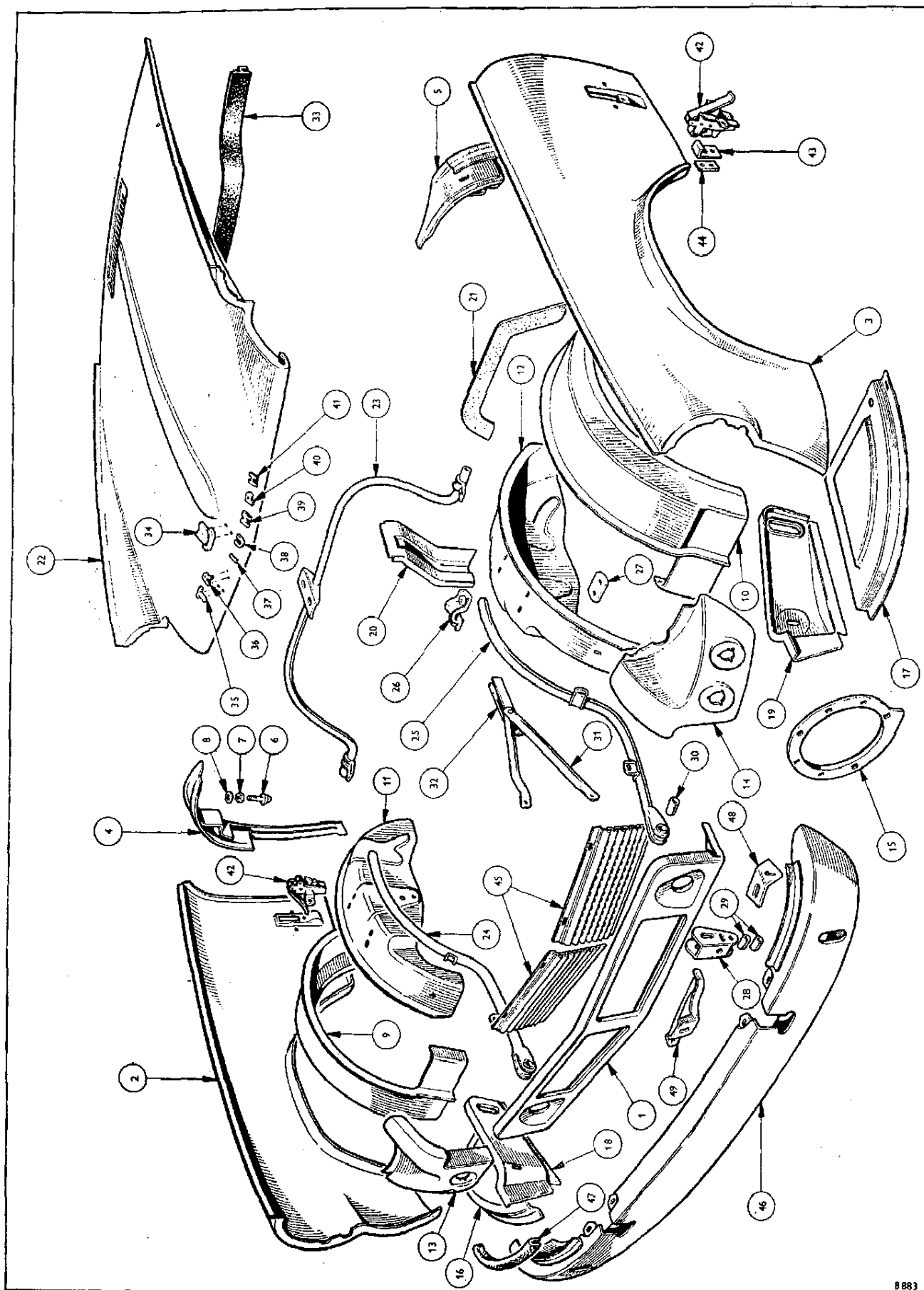


PLATE AL

BODY AND FITTINGS

Part No.	Description	Plate No.	No. per Unit	Remarks
903455	BONNET ASSEMBLY		1	
613340	Surround, grille, assembly	AL1	1	
903089	Side, front wing { R.H.	AL2	1	
903088	{ L.H.	AL3	1	
807103	Reinforcement assembly, { R.H.	AL4	1	
807102	front wing side { L.H.	AL5	1	
612962	Peg, bonnet location	AL6	2	
JN2108	Nut, jam { Securing bonnet	AL7	2	
WP0008	Washer, plain { location peg	AL8	2	
903138	Panel, front wheelarch, { R.H.	AL9	1	
903137	outer { L.H.	AL10	1	
706549	Panel, front wheelarch, { R.H.	AL11	1	
706548	inner { L.H.	AL12	1	
903091	Panel, nose { R.H.	AL13	1	
903090	{ L.H.	AL14	1	
612874	Bracket, reinforcement, { R.H.		1	
612873	headlamp mounting { L.H.	AL15	1	
706312	Panel, filler, nose to { R.H.	AL16	1	
706311	wheelarch { L.H.	AL17	1	
613598	Panel assembly, closing grille { R.H.	AL18	1	
613597	aperture to wheelarch { L.H.	AL19	1	
612660	Support, front wheelarch { R.H.		1	
612659	to wing { L.H.	AL20	1	
613666	Seal, rear, front wheelarch to dash	AL21	2	
608520	Clip, seal attachment		18	
608643	Packing (sponge rubber), bonnet		2	
706793	Top assembly, bonnet	AL22	1	
706453	Reinforcement, bonnet front edge		1	
706539	Tube assembly, bonnet, rear	AL23	1	
613076	Clamp assembly, bonnet tube, rear		2	
HU0706	Screw, set { Rear bonnet tube		4	
WP0120	Washer, plain { to wheelarch		4	
WL0207	Washer, lock {		4	
HN2007	Nut {		2	
WL0207	Washer, lock { Bonnet tube to		2	
WP0120	Washer, plain { bonnet top		2	
608643	Packing (sponge rubber) {		2	
806883	Tube assembly, bonnet hinge { R.H.	AL24	1	
806882	{ L.H.	AL25	1	
607869	Bracket, anchor, rear bonnet hinge tube	AL26	4	
607711	Plate, backing {	AL27	4	
HU0706	Screw, set { Anchor brackets		8	
WP0007	Washer, plain { to wheelarches		8	
WL0207	Washer, lock {		8	
HU0706	Screw, set { Bonnet tube		4	
WL0207	Washer, lock { to closing panel		4	
WP0020	Washer, plain { and wheelarch		4	

Note:—Items marked thus † are available on our Factory Exchange Unit Scheme

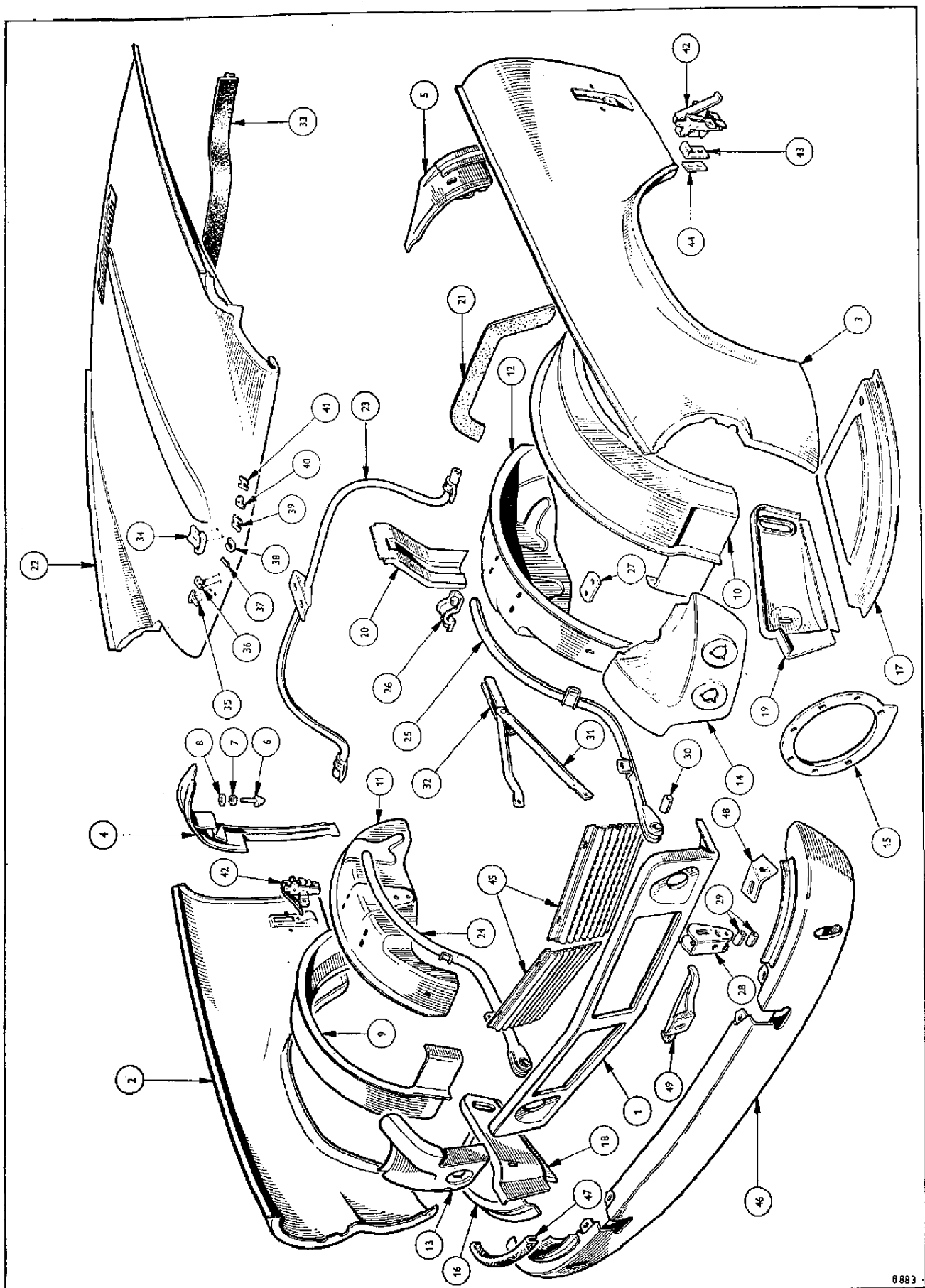


PLATE AL

BODY AND FITTINGS

Part No.	Description	Plate No.	No. per Unit	Remarks
BONNET ASSEMBLY (continued)				
612838	Bracket, pivot, bonnet hinge tube attachment	AL28	2	
612963	Tube, distance	AL29	4	
WM0058	Washer, plain		8	
TN3208	Nut, nyloc		4	Bonnet pivot bracket to frame
HB0818	Bolt		4	
HB0916	Bolt		2	
WP0009	Washer, plain		4	Bonnet hinge tube to
WP0048	Washer, plain		4	
TN3209	Nut, nyloc		2	bonnet pivot bracket
607910	Spacer	AL30	2	
613751	Link assembly	AL31	1	Lower, bonnet stay
613045		AL32	1	Upper, bonnet stay
HB0710	Bolt		1	
YN2907	Nut, nyloc		1	Upper link to
WP0007	Washer, plain		1	lower link
WP0042	Washer, plain		2	
HB0708	Bolt		1	
YN2907	Nut, nyloc		1	Attaching lower link to chassis
WP0007	Washer, plain		1	
HB0708	Bolt		1	
YN2907	Nut, nyloc		1	Attaching upper link to wheelarch
WP0007	Washer, plain		1	
WM0816	Washer, medium		1	
WP0117	Washer, plain		1	
610675	Rubber, sealing, bonnet	AL33	1	
608380	Badge, assembly, bonnet	AL34	1	
FP1012/9	Plate, fix, badge attachment		2	
703862	Letter { 'T'	AL35	1	
703863		AL36	1	
703864		AL37	1	
703865		AL38	1	
703866		AL39	1	
703867		AL40	1	
703868		AL41	1	
FP1012/9	Plate, fix, securing letters to bonnet		14	Fitted up to Body No. FC2639
614006	Bush, friction, securing letters to bonnet		14	Fitted from Body No. FC2640 and future
BONNET CATCH ASSEMBLY				
607663	Screw, set	AL42	1	
510293	Nut		6	
HN2054	Washer, lock		6	Bonnet catch attachment
WQ0304	Washer, plain		6	
WM0054	Washer, shakeproof		6	
WN0704	Plate, catch, bonnet lock, dash side front lower	AL43	2	
607664	Washer, catch plate		2	
613474	Plate, tapping	AL44	2	
609931	Screw, set		4	Catch plate to dash side
HU0706	Washer, plain		4	
WP0127	Washer, shakeproof		4	
WN0707			4	

Note:—Items marked thus † are available on our Factory Exchange Unit Scheme

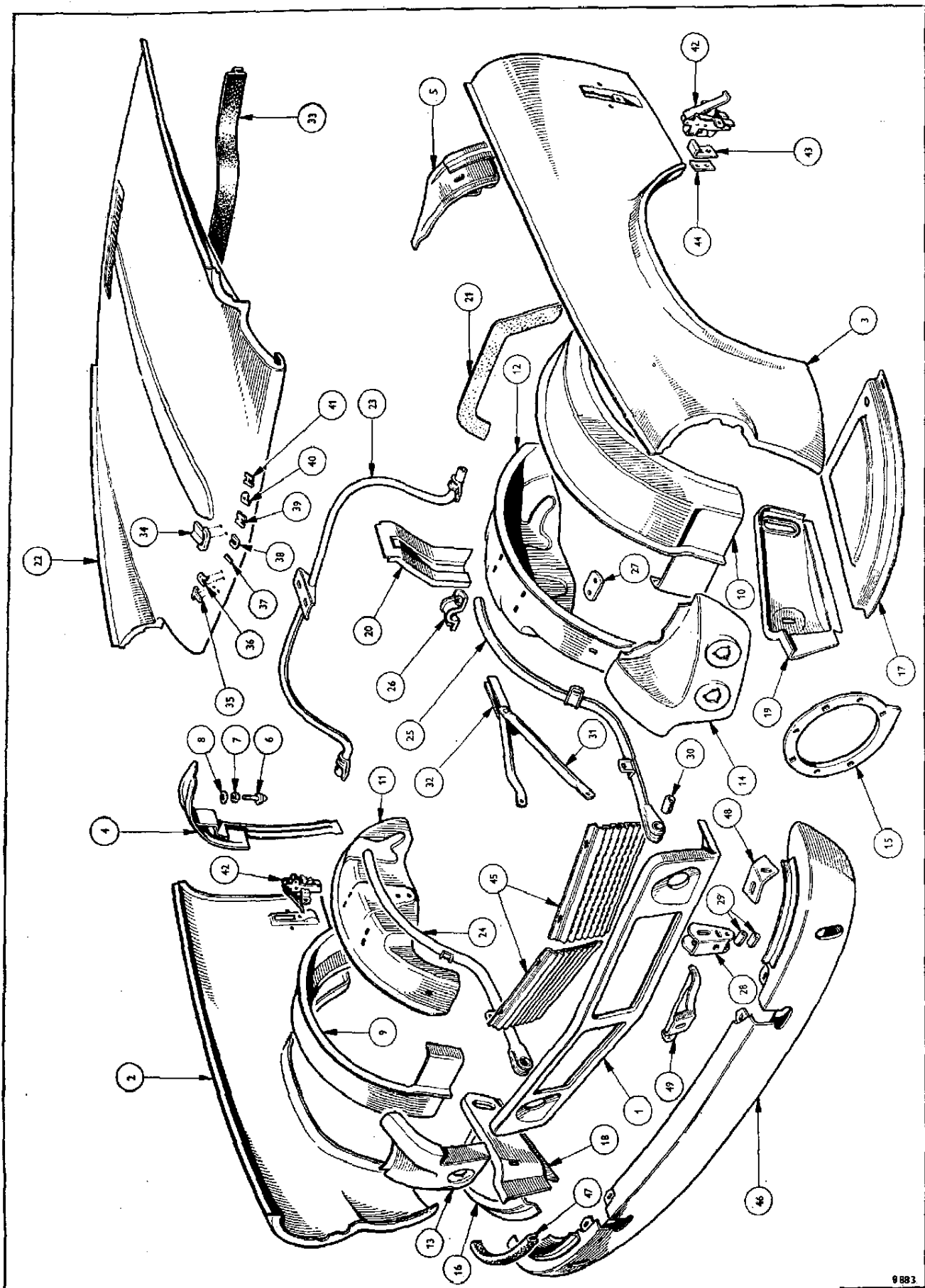


PLATE AL

BODY AND FITTINGS

Part No.	Description	Plate No.	No. per Unit	Remarks
612617	BONNET LOCATING PLATE		2	
PX0454P	Screw, set		4	
WM0054	Washer, plain		8	
WL0204	Washer, lock		4	
HN2054	Nut		4	
	Locating plate to locating bracket			
706707	FRONTAL GRILLE	AL45	2	Fitted up to Comm. No. FC50000 only
708592	FRONTAL GRILLE		2	Fitted from Comm. No. FC50001 and future
FZ3404/4	Nut, retainer		8	
HU0504	Screw, set		8	
WP0028	Washer, plain		8	
	Frontal grille to bonnet			
807136	FRONT VALANCE ASSEMBLY	AL46	1	
610676	Seal, front valance to bonnet	AL47	2	
612830	Bracket, support, front		1	
612829	valance, outer	AL48	1	
HU0706P	Screw, set		2	
WP0120	Washer, plain		2	
WL0207	Washer, lock		2	
HU0706P	Screw, set		2	
WP0120	Washer, plain		4	
WL0207	Washer, lock		2	
HN2007	Nut		2	
706513	Bracket, support, front valance		1	
706512		AL49	1	
HU0706P	Screw, set		4	
WP0007	Washer, plain		4	
HU0706P	Screw, set		2	
WP0007	Washer, plain		2	
WL0207	Washer, lock		2	
	Support bracket to valance			
	Attaching support brackets, front valance, outer, to chassis frame			
808105	ENGINE BAY VALANCE ASSEMBLY—R.H.		1	
808104	ENGINE BAY VALANCE ASSEMBLY—L.H.		1	
615696	Bracket, mounting valance to front suspension—R.H.		1	
615695	Bracket, mounting valance to front suspension—L.H.		1	
PT0504	Screw, set		6	
615698	Washer/Plate		2	
WP0028	Washer, plain		6	
WL0205	Washer, lock		6	
HN2005	Nut		6	
HU0908	Screw, set		2	
WM0059	Washer, plain		2	
YN2909	Nut, nyloc		2	
PT0504	Screw, set		4	
615699	Washer/plate		2	
WP0028	Washer, plain		4	
WL0205	Washer, lock		2	
HN2005	Nut		2	
	Mounting bracket to valance			
	Mounting bracket to front suspension bracket			
	Valance to rear mounting bracket on dash front			
				Fitted from Comm. No. FC20753 and future

Note:—Items marked thus † are available on our Factory Exchange Unit Scheme

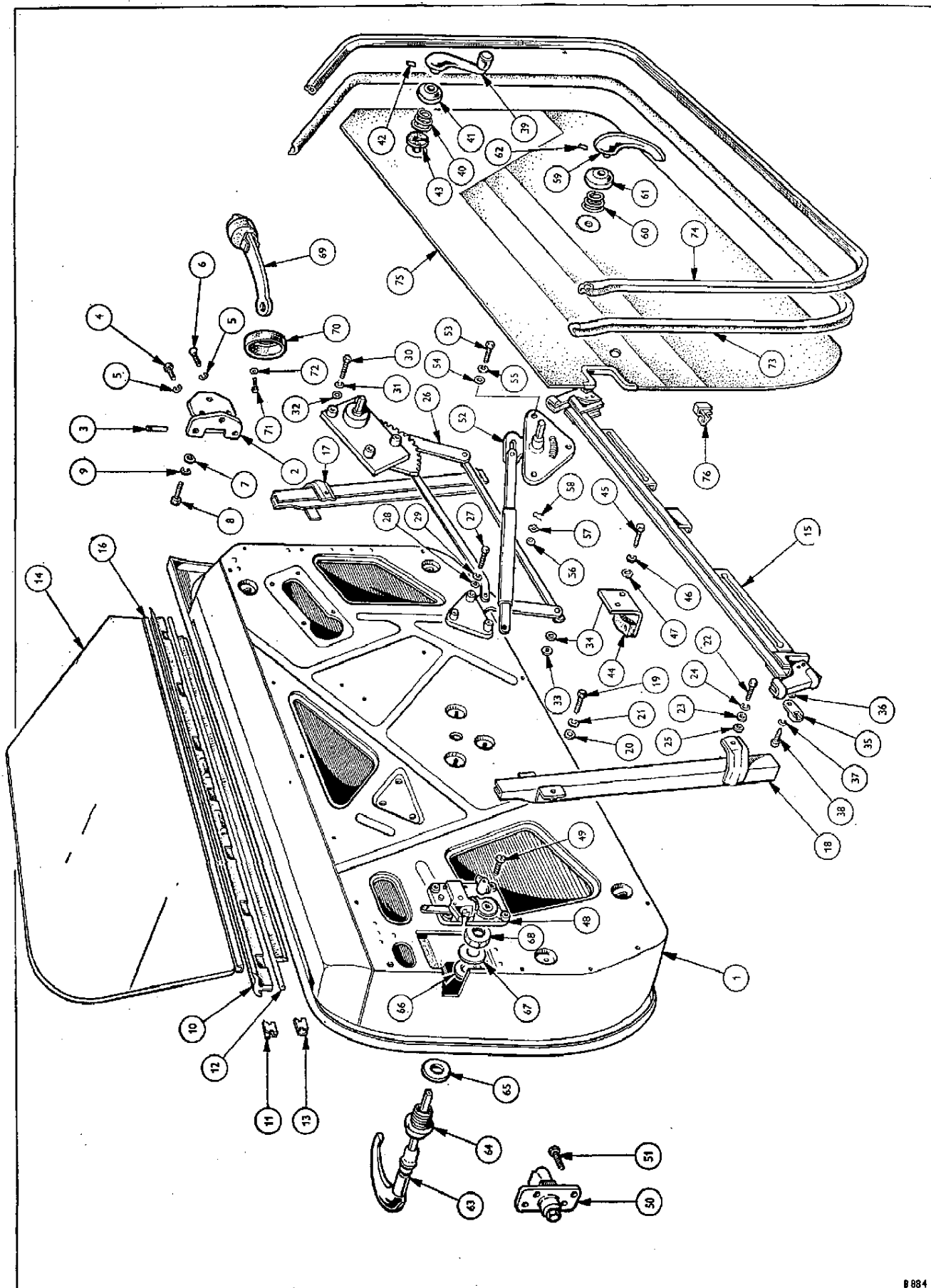


PLATE AM

BODY AND FITTINGS

Part No.	Description	Plate No.	No. per Unit	Remarks
903449	DOOR ASSEMBLY { R.H.	AM1	1	} Fitted up to Body No. No. 56578FC only Fitted from Body No. 56579FC and future Alternative fitment to 904527/6
903448			1	
904527	DOOR ASSEMBLY { R.H.		1	
904526			1	
905693	DOOR ASSEMBLY { R.H.		1	
905692			1	
617078	Pad, sound deadening (self adhesive)		2	
607824	Hinge, door assembly	AM2	4	
607823	Pin, door hinge	AM3	4	
HU0807P	Screw, set	AM4	8	
WL0208	Washer, lock	AM5	12	
KX4806P	Screw, set	AM6	4	
610042	Washer	AM7	4	
HU0807P	Screw, set	AM8	12	
WL0208	Washer, lock	AM9	12	
612792	Strip, sealing, door waist, outer	AM10	2	
613169	Clip, securing sealing strip	AM11	14	
612806	Weatherstrip, waist	AM12	2	
608604	Clip, securing waist weatherstrip	AM13	14	Fitted up to Comm. No. FC50000 only
608604	Clip, securing waist weatherstrip	AM13	10	Fitted from Comm. No. FC50001 and future
DOOR GLASS AND REGULATOR CHANNEL DETAILS				
806866	Glass, window	AM14	2	
706790	Channel assembly, bottom { R.H.		1	
706789			1	
619509	Guide block and stiffening channel assembly (Includes Items AM35 to AM38 inclusive)	AM15	4	
511568	Rivet		4	
508875	Washer		4	
613417	Strip, glazing	AM16	2	
706782	Channel, glass, assembly, { R.H.		1	
706781			1	
HU0705	Screw, set	AM17	2	
WP0122	Washer, plain (spacer)		2	
WM0057	Washer, plain		2	
WL0207	Washer, lock		2	
HU0705P	Screw, set		2	
WM0057	Washer, plain		2	
WL0207	Washer, lock		2	
706786	Channel, glass, assembly, { R.H.		1	} Fitted up to Body No. 56578FC only Fitted from Body No. 56579FC and future
706785		AM18	1	
709388	Channel, glass, assembly, { R.H.		1	
709387			1	
HU0705P	Screw, set	AM19	2	
WM0057	Washer, plain	AM20	2	
WL0207	Washer, lock	AM21	2	
HU0707P	Screw, set	AM22	2	
WM0057	Washer, plain	AM23	2	
WL0207	Washer, lock	AM24	2	
WP0122	Washer, plain	AM25	2	

Note:—Items marked thus † are available on our Factory Exchange Unit Scheme

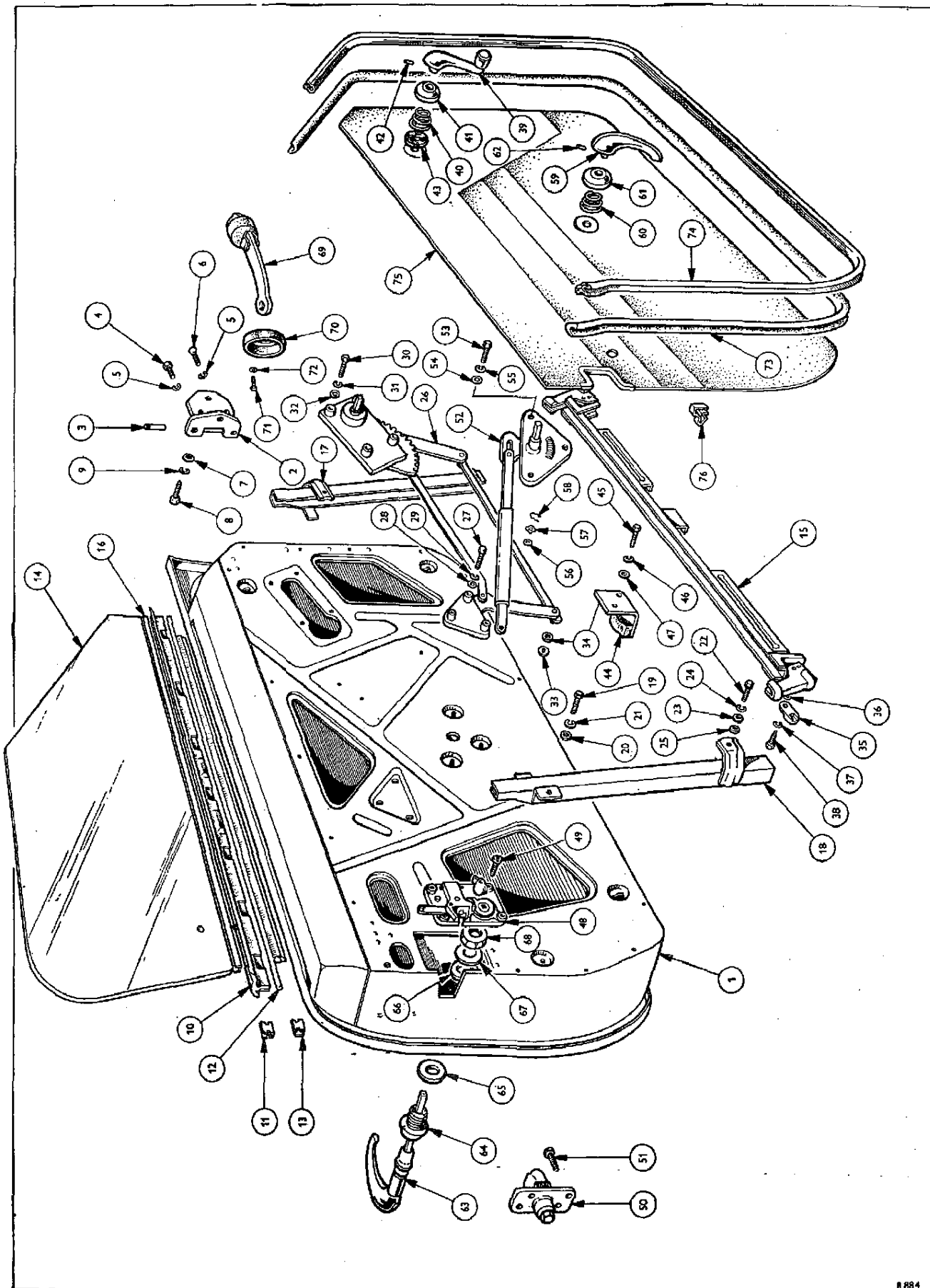


PLATE AM

BODY AND FITTINGS

Part No.	Description	Plate No.	No. per Unit	Remarks
807037	WINDOW REGULATOR { R.H.		1	
807036	ASSEMBLY { L.H.	AM26	1	
HU0704	Screw, set	AM27	6	
WP0007	Washer, plain	AM28	6	
WL0207	Washer, lock	AM29	6	
HU0704	Screw, set	AM30	8	
WL0207	Washer, lock	AM31	8	
WP0007	Washer, plain	AM32	8	
607867	Stud, retainer	AM33	4	
607902	Washer, leather	AM34	8	
613326	Block, spacing	AM35	4	
WP0007	Washer, plain	AM36	4	
WL0207	Washer, lock	AM37	4	
613049	Bolt, stop	AM38	4	
JN2107	Jam nut, glass stop		2	Fitted up to Body No. 26774FC only
616506	Nut, special, glass stop		4	Fitted from Body No. 26775FC up to Body No. only
JN2107	Jam nut glass stop		2	Fitted from Body No. and future
613017	WINDOW REGULATOR HANDLE	AM39	2	
603382	Spring, regulator escutcheon	AM40	2	
650261	Escutcheon, handle	AM41	2	
600832	Pin, handle attachment	AM42	2	
609649	Washer, sealing (rubber)	AM43	2	
613378	DOOR GLASS STOP BRACKET ASSEMBLY	AM44	2	
PX0504	Screw, set	AM45	4	
WL0205	Washer, lock	AM46	4	
WP0005	Washer, plain	AM47	4	
613041	DOOR LOCK ASSEMBLY, { R.H.		1	
613038	R.H. STEERING { L.H.	AM48	1	
613039	DOOR LOCK ASSEMBLY, { R.H.		1	
613040	L.H. STEERING { L.H.		1	
514203	Safety catch, passenger door lock, L.H./R.H.S.		1	
514204	Safety catch, passenger door lock, R.H./L.H.S.		1	
571429	Knob, safety catch		1	
514205	Nut, securing safety catch to door lock		1	
514206	Spring, safety catch indexing		1	
511694	Washer, chrome, fitted under safety catch, passenger's door only		1	Fitted up to Body No. 56578FC only
LX6504	Screw, set, wedglok, lock to door inner panel	AM49	8	
612856	Striker assembly, door lock	AM50	2	
LX6503	Screw, set, wedglok, securing striker to 'B' post	AM51	8	
810292	DOOR LOCK ASSEMBLY { R.H.		1	
810291	ASSEMBLY { L.H.		1	
LX6707	Screw, set, wedglok, lock to door inner panel		6	
618343	Striker dovetail assembly { R.H.		1	
618342	ASSEMBLY { L.H.		1	Fitted from Body No. 56579FC and future
619076	Washer, sealing		2	
LX6704	Screw, set, wedglok		4	
LX6708	Screw, set, wedglok		2	

Note:—Items marked thus † are available on our Factory Exchange Unit Scheme

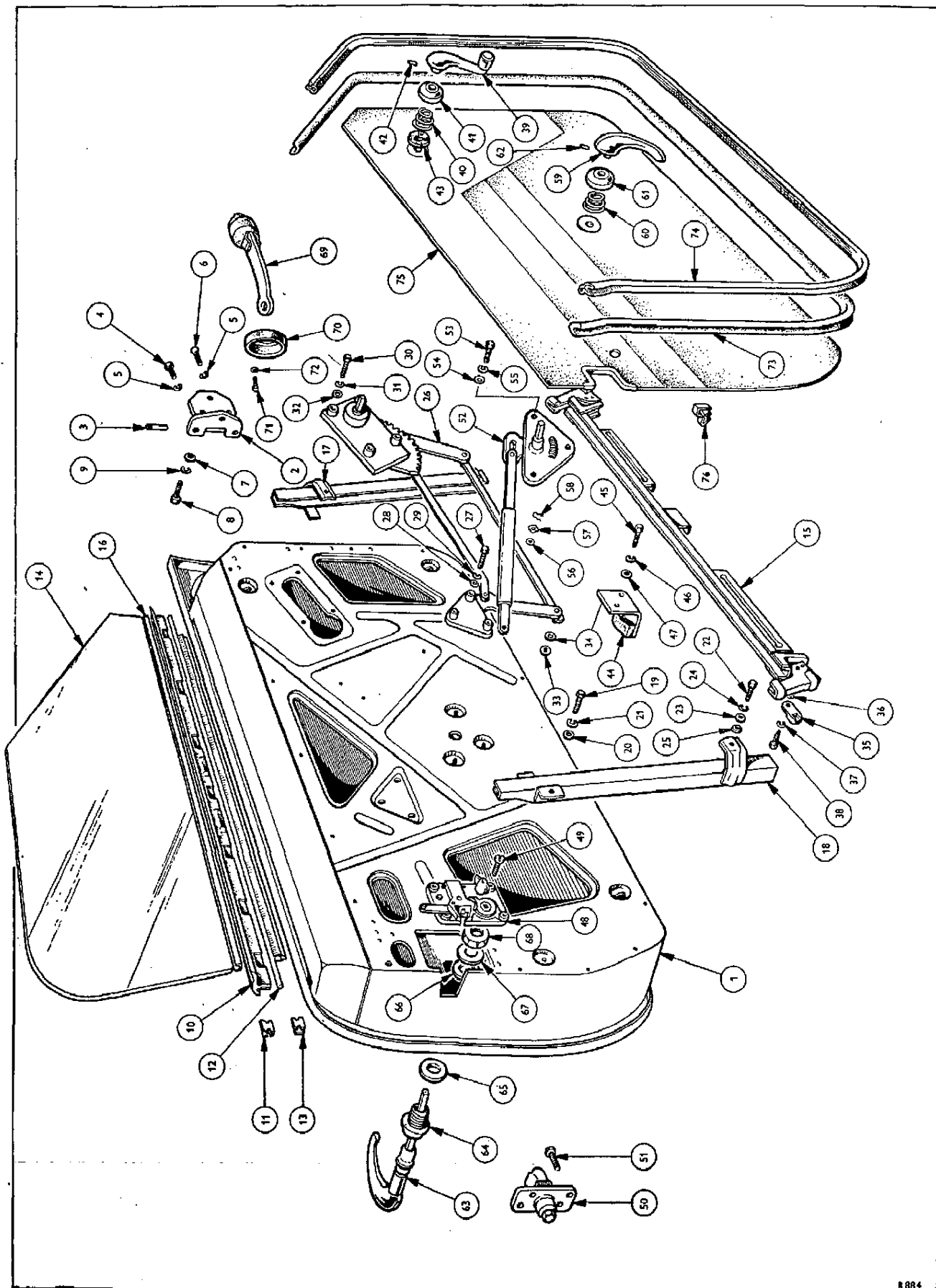


PLATE AM

BODY AND FITTINGS

Part No.	Description	Plate No.	No. per Unit	Remarks
612834 612833	REMOTE CONTROL MECHANISM { R.H. L.H.	AM52	1 1	} Fitted up to Body No. 56578FC only
618278 618277	REMOTE CONTROL MECHANISM AND LINK ASSEMBLY { R.H. L.H.		1 1	
HU0503	Screw, set	AM53	6	} Fitted from Body No. 56579FC and future
WP0005	Washer, plain	AM54	6	
WL0205	Washer, lock	AM55	6	
WP0161	Washer, plain	AM56	4	
550924	Washer, waved	AM57	2	
608703	Clip	AM58	2	
608454	Handle, remote control mechanism	AM59	2	
603382	Spring, remote control escutcheon	AM60	2	
650261	Escutcheon, inside handle	AM61	2	
600832	Pin, handle attachment	AM62	2	
613219	DOOR HANDLE ASSEMBLY, OUTSIDE, { Locking R.H.		1	}
613234	R.H. STEERING { Non Locking L.H.	AM63	1	
613235	DOOR HANDLE ASSEMBLY, OUTSIDE, { Non Locking R.H.		1	
613218	L.H. STEERING { Locking L.H.		1	
514202	Barrel, locking, c/w two keys, fitted in locking handle only		1	} Fitted up to Body No. 56578FC only
613215	Escutcheon { R.H.		1	
613214	L.H.	AM64	1	
613217	Packing (fibre)	AM65	2	
613216	Washer (rubber)	AM66	2	
511487	Washer	AM67	2	
613609	Ring, locking	AM68	2	
WL0230	Washer, lock		2	
WK7605	Washer, shakeproof		2	
509506	Screw, set		2	
709386	DOOR HANDLE ASSEMBLY, OUTSIDE (PUSH BUTTON)		2	} Fitted from Body No. 56579FC and future
571286	Push button		2	
571201	Spring, push button		2	
571289	Setscrew, lock actuating		2	
HN2005	Nut, locking		2	
571287	Setscrew		2	
571288	Washer, shakeproof		2	
HU0503	Setscrew		2	
HU0504	Setscrew		2	
617402	Washer, seating, front		2	
617403	Washer, seating, rear		2	
WL0205	Washer, lock		4	
WP0005	Washer, plain		4	
618283	PRIVATE LOCK ASSEMBLY { R.H.		1	}
618282	L.H.		1	
616861	Clip, spring, private lock		2	

Note:—Items marked thus † are available on our Factory Exchange Unit Scheme

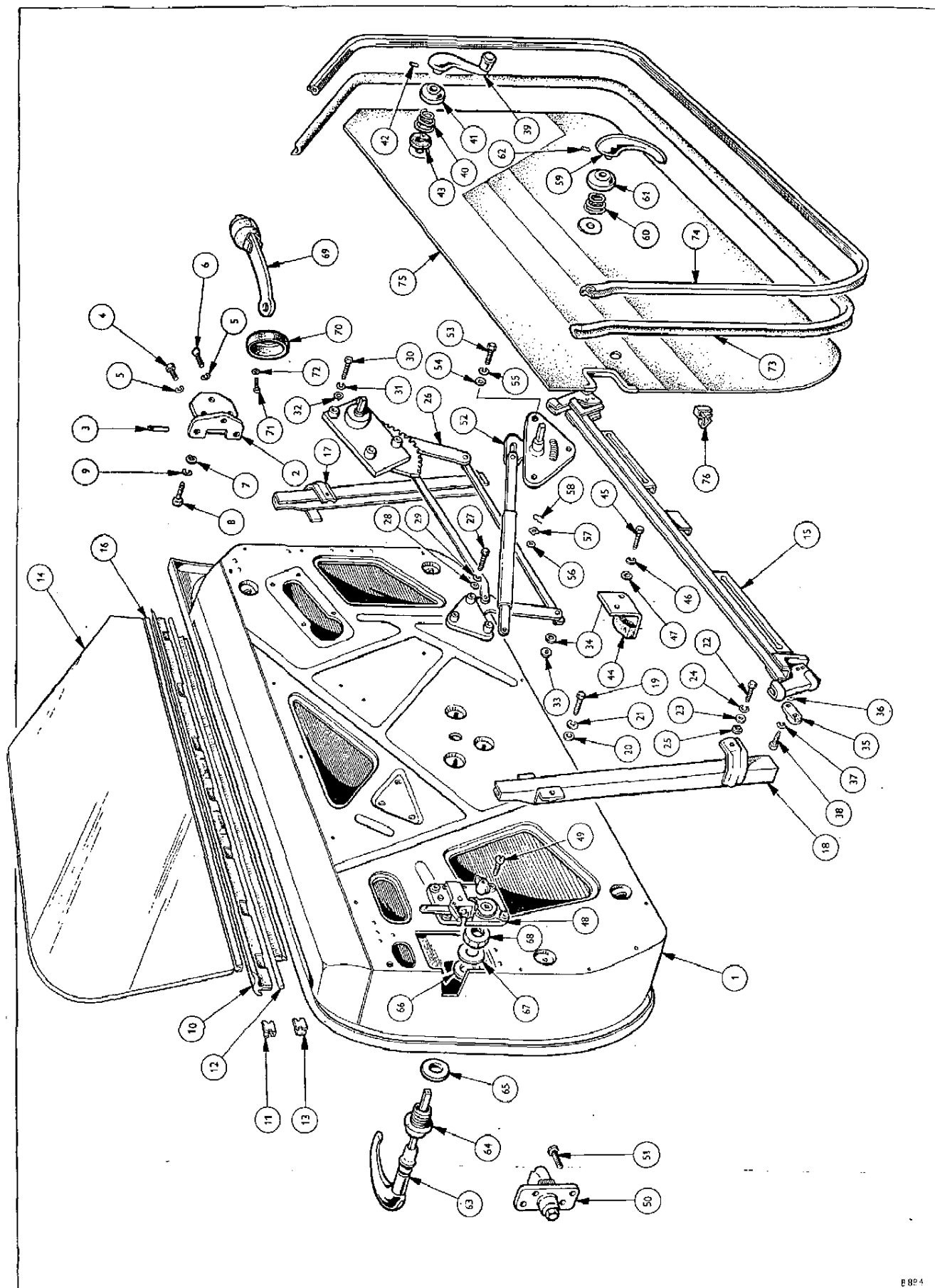


PLATE AM

BODY AND FITTINGS

Part No.	Description	Plate No.	No. per Unit	Remarks
613024	CHECK ARM ASSEMBLY, DOOR	AM69	2	
602821	Seal, check arm	AM70	2	
553121	Clip, seal to hinge pillar		4	Fitted from Comm. No. FC63500 approx.
	SEALING DETAILS			
613028	Rubber, sealing, door aperture	AM73	2	Fitted up to Body No. 8778FC
611600	Excluder, draught { Red	AM74	2	
611601		AM74	2	
611602		AM74	2	
707931	Door seal, 'Neoprene'		2	Fitted from Body No. 8779FC up to FC86399 approx. only
615482	Seal, 'A' post, top		2	
620913	Strip, sealing, screen pillar to door glass		2	Fitted from Comm. No. 86400FC and future
706690	DOOR TRIM PAD ASSEMBLY, R.H. { Red	AM75	1	Fitted up to Comm. No. FC50000 only
706691		AM75	1	
706692		AM75	1	
706660	DOOR TRIM PAD ASSEMBLY, L.H. { Red		1	
706661			1	
706662			1	
707168	DOOR TRIM PAD ASSEMBLY COMPLETE WITH KICK CARPET—Special Order { Red		1	
707169			1	
707170			1	
707198			1	
707199			1	
707200	Plate, protection, trim pad		1	
612845			2	
707201	DOOR TRIM PAD AND CARPET ASSEMBLY { Red { R.H.		1	Fitted from Comm. No. FC50001 up to Body No. 56578FC only
707171			1	
707202			1	
707172			1	
707203			1	
707173			1	
707204			1	
707174			1	
612845			2	
709483	DOOR TRIM PAD AND CARPET ASSEMBLY { Red { R.H.		1	Fitted from Body No. 56579FC and future
709473			1	
709484			1	
709474			1	
709485			1	
709475			1	
608511	Clip, trim, trim pad to door	AM76	28	
608516	Clip, long, trim pad top edge to door		14	Fitted from Comm. No. FC50001 and future
708751	Finisher, trim, door { R.H.		1	
708750	waist rail—Black { L.H.		1	

Note:—Items marked thus † are available on our Factory Exchange Unit Scheme

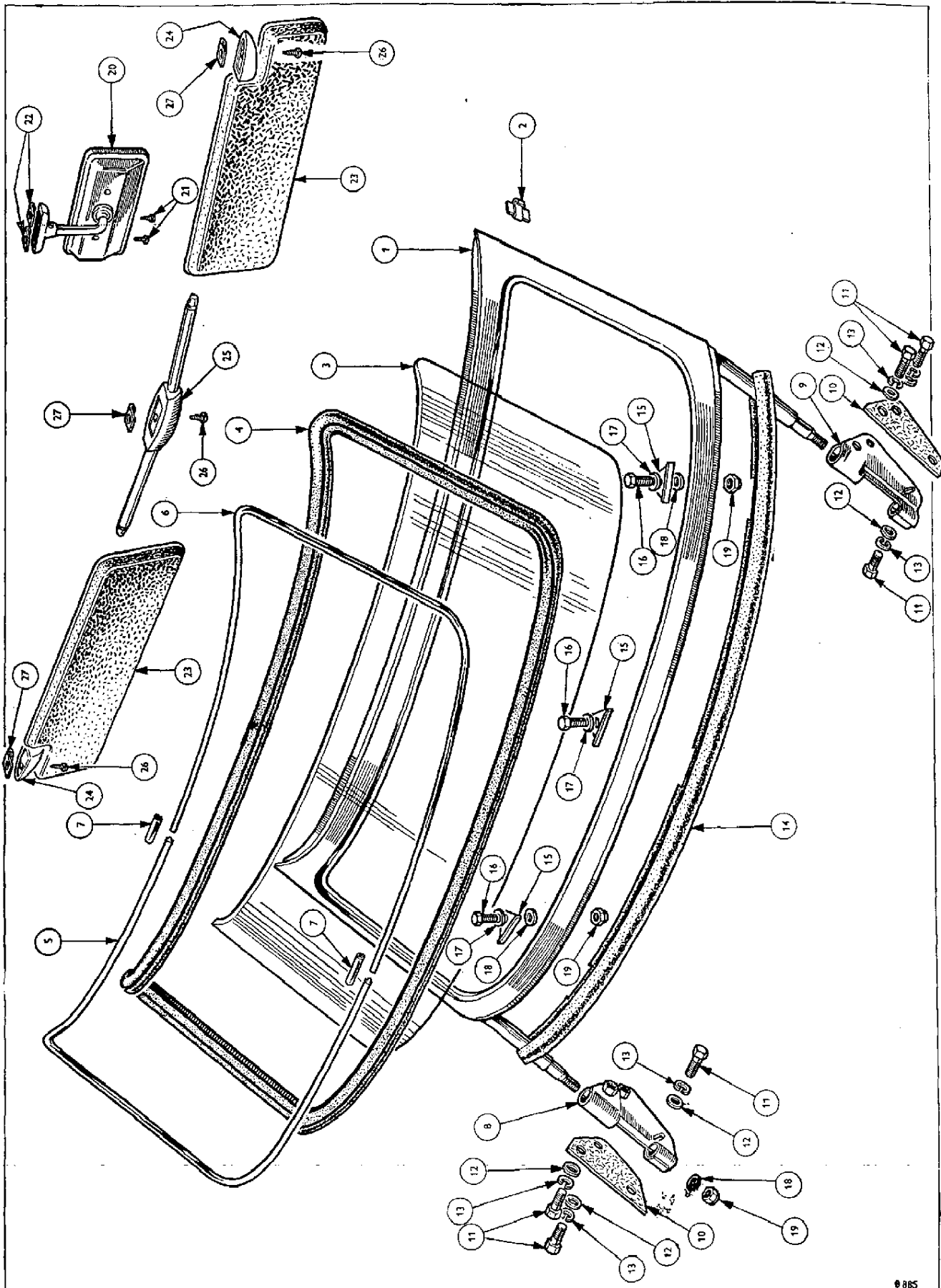


PLATE AN

BODY AND FITTINGS

Part No.	Description	Plate No.	No. per Unit	Remarks
WINDSCREEN ASSEMBLY				
950119	Frame assembly, windscreen	AN1	1	
611895	Bracket, windscreen to soft top	AN2	2	
902367	Glass, windscreen, (laminated)	AN3	1	Special order only
906707	Glass, windscreen (laminated) high impact interlayer		1	U.S.A. and special orders
903467	Glass, windscreen, toughened, { R.H.S.	AN3	1	
903466	(zoned) { L.H.S.	AN3	1	
902369	Rubber, glazing	AN4	1	
806178	Moulding, finisher { R.H.	AN5	1	Alternative to 613954 and 611437
806177	{ L.H.	AN6	1	
611437	Clip, finisher moulding	AN7	2	(1 off)
613954	Moulding, finisher—Plastic		1	Alternative to 806177/8 and 611437 (2 off)
611437	Clip, finisher moulding		1	
708757	Trim cover, windscreen { R.H.		1	Fitted from Comm. No. FC50001 and future
708756	side—Black { L.H.		1	
708758	Trim cover, windscreen top—Black		1	
708759	Trim cover, windscreen bottom—Black		1	
750158	Bracket assembly, mounting { R.H.	AN8	1	
750157	windscreen support { L.H.	AN9	1	
650313	Packing, (fibre) windscreen mounting bracket	AN10	2	
HB0710	Bolt	AN11	4	
WP0035	Washer, plain	AN12	2	Mounting bracket assembly to 'A' post
WM0057	Washer, plain		4	
WL0207	Washer, lock	AN13	6	
650130	Rubber, sealing, windscreen to scuttle	AN14	1	
611669	Cover, screen attachment plate	AN15	3	
611640	Bolt	AN16	3	
510065	Washer, plain	AN17	3	Windscreen assembly to body
505627	Washer, medium		3	
503438	Washer, lock		3	
505552	Nut		3	
WP0139	Washer, plain	AN18	2	
TN3208	Nut, nyloc	AN19	2	
FQ3507/4	Nut, retainer { Mounting bracket assembly		2	to 'A' post
HU0708	Screw, set {		2	
Note:—For Details of Windscreen Capping see Body Mouldings				
INTERIOR MIRROR ASSEMBLY				
611102	(Pivoted Bracket Type)	AN20	1	Fitted up to Body No. 16570FC When renewing order latest type (complete with screws, etc.), below
510869	Screw, self-tapping { Securing	AN21	2	
FJ2445	Nut, fix { interior mirror	AN22	2	
INTERIOR MIRROR ASSEMBLY				
613871	(Fixed Bracket Type)		1	Fitted from Body No. 16571FC and future
510857	Screw, self-tapping, oval countersunk { Securing		2	
FJ2445	Nut, fix { mirror		2	
SUN VISOR KIT				
567433	Sun visor, assembly	AN23	2	Special order only
705754	Mounting, visor, outer	AN24	2	
611104	Mounting, visor, centre	AN25	1	
611103	Screw, self-tapping	AN26	3	
510125	Nut, fix	AN27	3	
FJ2445/5	Plug, rubber (for closing screw holes)		3	Not required when sun visor is fitted
613495				Fitted up to Comm. No. FC50000 only

Note:—Items marked thus † are available on our Factory Exchange Unit Scheme

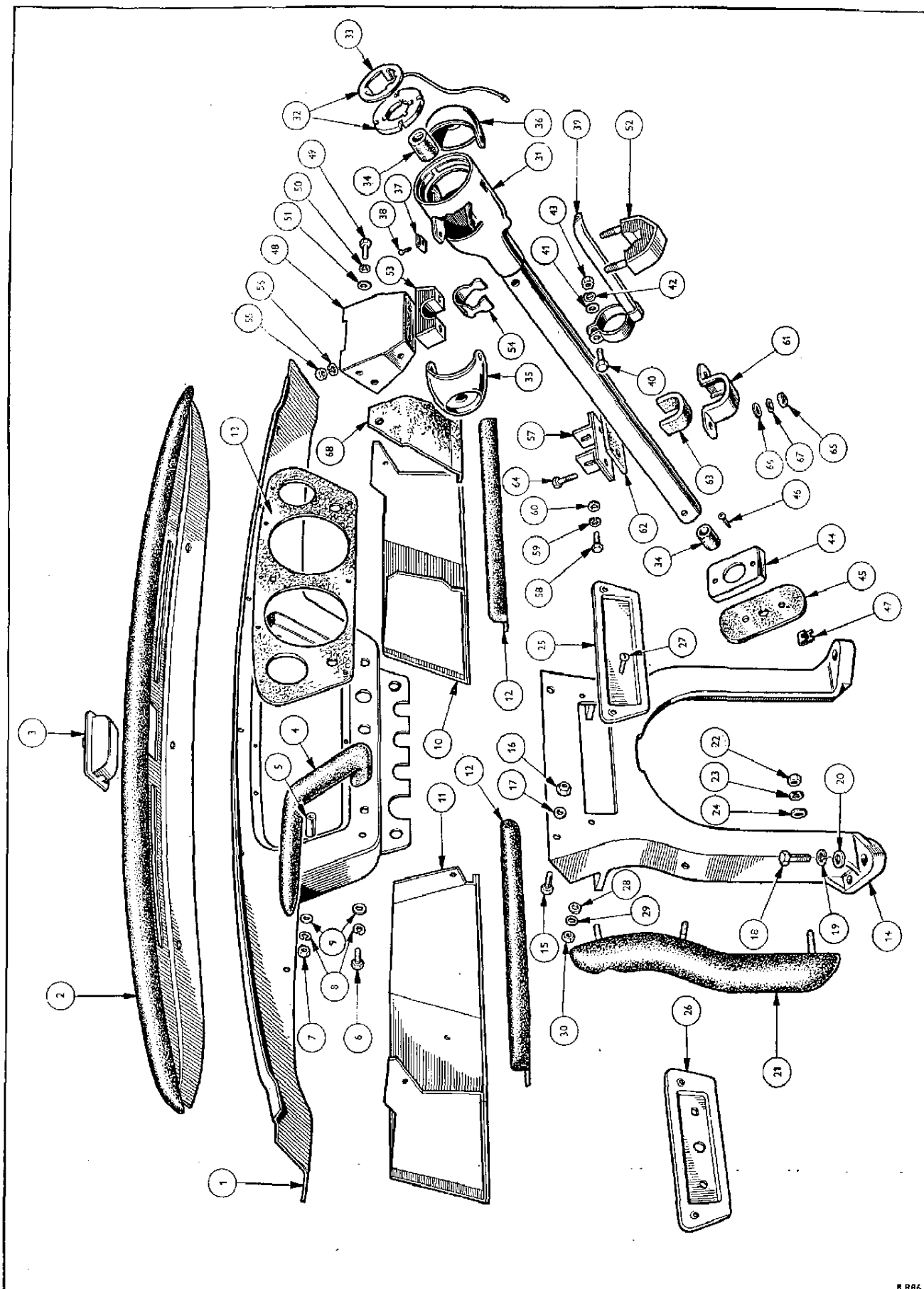


PLATE AP

BODY AND FITTINGS

Part No.	Description	Plate No.	No. per Unit	Remarks
706805	FACIA PANEL ASSEMBLY { R.H.S.	AP1	1	
706804	L.H.S.		1	
612825	Bracket assembly, facia to steering column clamp		1	
603559	Clip, wiring		4	
617037	Cover, facia panel—Black		1	} Fitted from Comm. No. FC50001 and future
608522	Clip, trim, cover to facia panel		9	
706569	Crash pad assembly, facia	AP2	1	
HN2005	Nut		5	
WP0113	Washer, plain		5	
WQ0305	Washer, lock		5	
613186	Ash tray, in facia top panel	AP3	1	
706912	Handle, grab, assembly	AP4	1	Fitted up to Comm. No. FC50000 only
708633	Handle, grab, assembly		1	Fitted from Comm. No. FC50001 and future
613599	Tube, spacer	AP5	1	
HU0704	Screw, set	AP6	2	
HN2007	Nut	AP7	1	
WL0207	Washer, lock	AP8	3	
WP0007	Washer, plain	AP9	1	
613941	Washer, special		2	
807072	Tray, parcel, R.H.	AP10	1	
807004	R.H. steering L.H.	AP11	1	
807005	Tray, parcel, R.H.		1	
807073	L.H. steering		1	
706925	Support assembly, parcel tray R.H.		1	} Coarse grained. Alternative to 709693/709692
706924	and crash pad L.H.	AP12	1	
709693	Support assembly, parcel tray R.H.		1	} Fine grained. Alternative to 706925/706924
709692	and crash pad L.H.		1	
509356	Screw, self-tapping		4	
WP0004	Washer, plain		4	
FU2564/9	Nut, fix		4	
509161	Screw, self-tapping		2	
WP0004	Washer, plain		2	
FN2044/9	Nut, fix		2	
HU0505	Screw, set		1	} Alternative to fixings listed below
HU0504	Screw, set		3	
WP0005	Washer, plain		8	
WL0205	Washer, lock		4	
HN2005	Nut		4	
509161	Screw, self-tapping		3	
WP0004	Washer, plain		3	
FU2544/9	Nut, fix		3	
HU0506	Screw, set		2	
HU0505	Screw, set		3	
WP0005	Washer, plain		10	
WL0205	Washer, lock		5	
HN2005	Nut		5	} Alternative to fixings listed above
563032	Back plate		3	
565756	Cap, tubular		3	
509356	Screw, self-tapping		3	
WP0004	Washer, plain		3	
FU2544/9	Nut, fix		3	

Note:—Items marked thus † are available on our Factory Exchange Unit Scheme

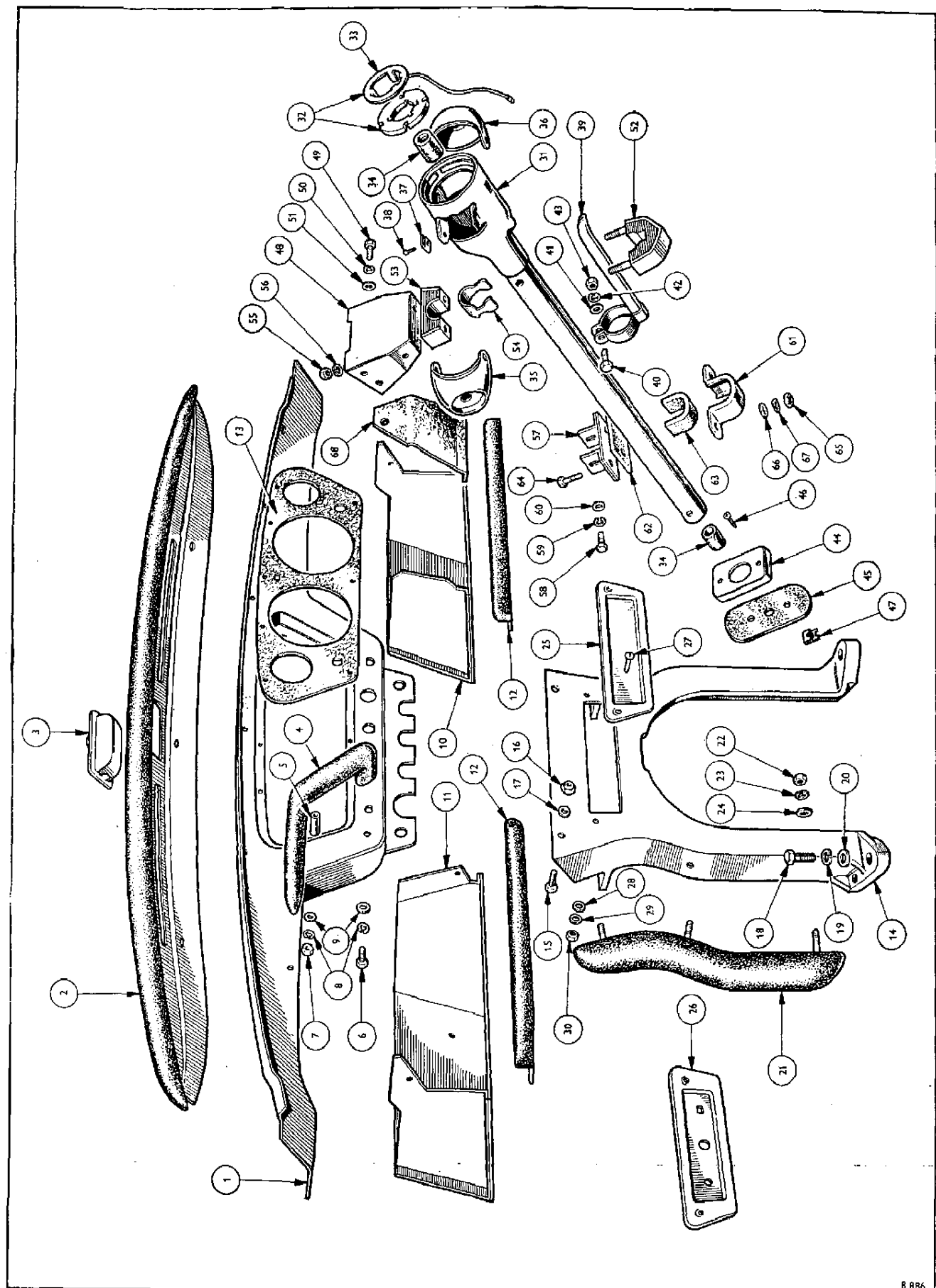
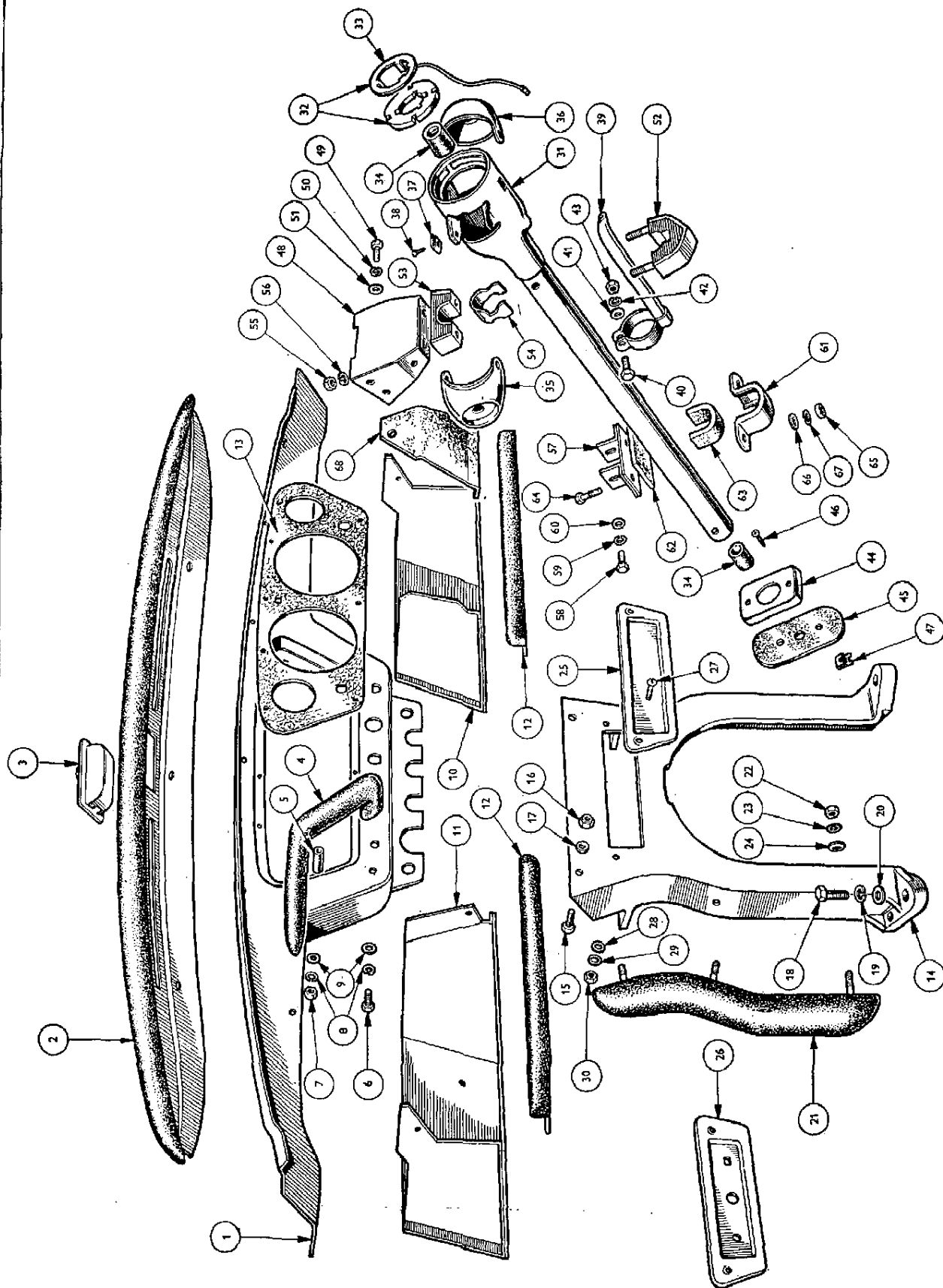


PLATE AP

BODY AND FITTINGS

Part No.	Description	Plate No.	No. per Unit	Remarks
FACIA PANEL ASSEMBLY (continued)				
209744	Panel, instrument { R.H.S. L.H.S.	AP13	1	Fitted up to Comm. No. FC50000 only
209745			1	
209746	Panel, instrument (U.S.A. and Canada only)		1	
708801	Panel, instrument { R.H.S. L.H.S.		1	Fitted from Comm. No. FC50001 and future
708802			1	
708803	Panel, instrument (U.S.A. and Canada only)		1	
511696	Screw, set } Securing instrument panel		6	
FJ2444	Nut, fix } to facia		6	
806869	Bracket, support, facia to floor	AP14	1	Fitted up to Body No. FC3686
807533	Bracket, support, parcel tray support bracket to floor		1	Fitted from Body
614114	Bracket, parcel tray support		1	No. FC3687 and future
511479	Screw, set	AP15	2	
YN2907	Nut, nyloc	AP16	2	
WM0057	Washer, plain	AP17	2	
511930	Screw, set	AP18	4	
512106	Washer, lock	AP19	4	
500172	Washer, plain	AP20	4	
706920	Trim roll assembly, support bracket	AP21	2	
505771	Nut	AP22	6	
505307	Washer, lock	AP23	6	
502452	Washer, plain	AP24	6	
613595	Cover plate, radio aperture	AP25	1	
613594	Cover plate, radio aperture	AP26	1	
CD27769	Plug, rubber		2	For U.S.A. and Canada up to Comm. No. FC15212 only
CD25672	Plug, rubber		1	
614599	Plate, front, radio mounting		1	For U.S.A. and Canada from Comm. No. FC15213 and future
511664	Screw, set	AP27	2	
WP0005	Washer, plain	AP28	2	Fitted up to Comm. No. FC15212 only
WL0205	Washer, lock	AP29	2	
HN2005	Nut	AP30	2	
FZ3404/4	Nut retainer, securing cover plate		2	Fitted from Comm. No. FC15213 and future
613600	Clip, parcel tray side to bottom		3	
608817	Clip, parcel tray flap to front deck stiffener		1	Alternative to 603811
603811	Clip, parcel tray flap to front deck stiffener		1	Alternative to 608817
614122	STEERING COLUMN COWL ASSEMBLY (Locking)—R.H.S.		1	Germany and special orders
611952	STEERING CMLUMN COWL ASSEMBLY (Locking)—L.H.S.		1	
611364	STEERING COLUMN COWL ASSEMBLY	AP31	1	
608136	Channel, mounting column switches		1	
608462	Slip ring and insulator assembly	AP32	1	
608356	Cable assembly, slip ring	AP33	1	
209423	Bearing assembly, steering column	AP34	2	
708479	Escutcheon { Lighting switch trafficator	AP35	1	
708479		AP36	1	
FC2803	Nut, fix	AP37	2	
508051	Screw, self-tapping chrome	AP38	2	Alternative to 510273
510273	Screw, self-tapping black anodised		2	Alternative to 508051

Note:—Items marked thus † are available on our Factory Exchange Unit Scheme



BODY AND FITTINGS

Part No.	Description	Plate No.	No. per Unit	Remarks
STEERING COLUMN COWL ASSEMBLY (continued)				
611369	Cover, harness assembly	AP39	1	
TP0504	Screw, set	AP40	1	
WP0138	Washer, plain	AP41	1	
WL0205	Washer, lock	AP42	1	
HN2005	Nut	AP43	1	
609629	Clip		1	
TP0504	Screw, set		1	Required when locking steering column is fitted Germany and special orders
WL0205	Washer, lock		1	
WP0138	Washer, plain		1	
HN2005	Nut		1	
601597	Plate, retaining, steering column	AP44	1	
613466	Pad, sealing (rubber) steering column	AP45	1	
YF7464	Screw, self-tapping	AP46	2	
FN2044	Nut, spire	AP47	2	
621332	Bracket, angle, steering column		1	Required when locking steering column is fitted. Germany and special orders
MOUNTING BRACKET ASSEMBLY				
612704	STEERING COLUMN CLAMP (UPPER)	AP48	1	
HU0705	Screw, set	AP49	4	
WL0207	Washer, lock	AP50	4	
WP0122	Washer, plain	AP51	4	
611367	Clamp, steering column	AP52	1	
611368		AP53	1	
609639	Spring, steering column clamp	AP54	1	
HN2007	Nut	AP55	2	
WL0207	Washer, lock	AP56	2	
SUPPORT BRACKET ASSEMBLY, STEERING COLUMN (LOWER)				
612900		AP57	1	
HU0705	Screw, set	AP58	2	
WL0207	Washer, lock	AP59	2	
WP0007	Washer, plain	AP60	2	
608185	Clamp, support bracket, steering column, (lower)	AP61	1	
608222	Strip, felt	AP62	1	
608223	Support bracket, steering column	AP63	1	
HB0704	Bolt	AP64	2	
HN2007	Nut	AP65	2	
WP0122	Washer, plain	AP66	2	
WL0207	Washer, lock	AP67	2	
706771	Panel, filler, facia to steering column	AP68	1	
706772			1	
HU0704X	Screw, set		1	
WL0207	Washer, lock		1	
WP0120	Washer, plain		1	
HN2007	Nut		1	
HU0705	Screw, set		1	
HN2007	Nut		1	
WL0207	Washer, lock		1	
WP0167	Washer, plain		2	
HU0705	Screw, set		1	
HN2007	Nut		1	
WL0207	Washer, lock		1	
WP0007	Washer, plain		2	

Note:—Items marked thus † are available on our Factory Exchange Unit Scheme

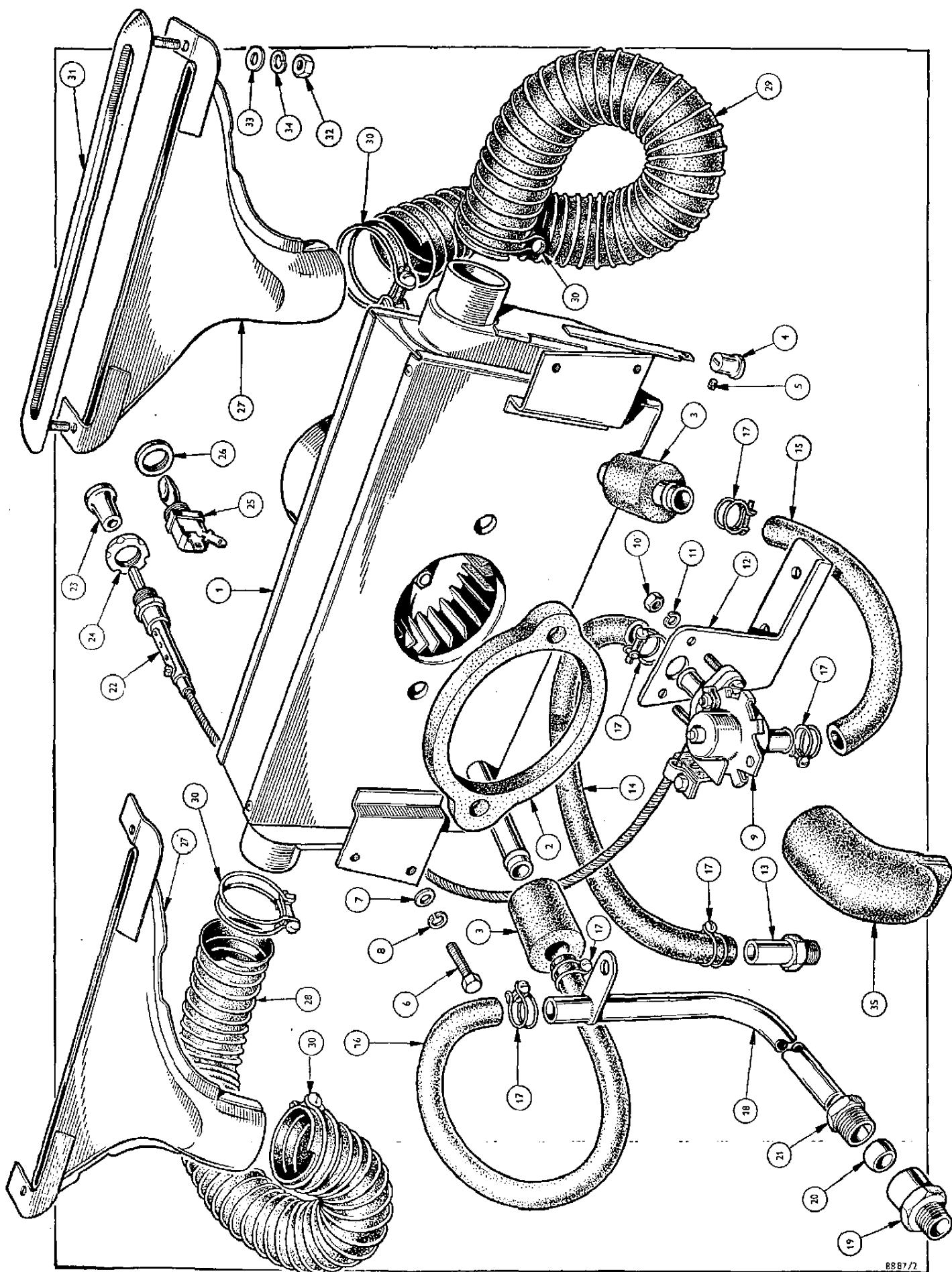


PLATE AQ

8887/2
SPITFIRE

BODY AND FITTINGS

Part No.	Description	Plate No.	No. per Unit	Remarks
569299	†HEATER KIT		1	Fitted up to Comm. No. FC50000 only
514648	†HEATER KIT		1	Fitted from Comm. No. FC50001 and future
807330	†Heater, assembly	AQ1	1	} Fitted up to Body No. 5964FC Fitted from Body No. 5965FC and future
612238	Seal, heater blower	AQ2	1	
904140	†Heater, assembly	AQ1	1	
614125	Seal, heater blower	AQ2	1	
514088	Motor, heater unit		1	
613648	Seal, inlet and outlet pipes	AQ3	4	Fitted up to Body No. FC27857 L.H.S. and FC30686 R.H.S. only
613648	Seal, inlet and outlet pipes		2	} Fitted from Body No. FC27858 L.H.S. and FC30687 R.H.S. and future
616627	Seal, inlet and outlet pipes		2	
613941	'D' Washer, heater to dash shelf		4	
601678	Knob, vent door	AQ4	2	
YB1102	Screw, knob attachment	AQ5	2	
HU0706	Screw, set	AQ6	4	
WP0167	Washer, plain	AQ7	4	Fitted from Body No. FC5965 to FC27858
WL0207	Washer, lock	AQ8	4	
706934	†Valve, water, assembly	AQ9	1	
609123	Trunnion		1	
559980	Screw		1	
505771	Nut	AQ10	2	} Securing water valve to bracket
505307	Washer, lock	AQ11	2	
613493	Bracket, mounting, water valve	AQ12	1	
57602	Adaptor, cylinder head	AQ13	1	
614118	Hose, water, cylinder head to valve	AQ14	1	
613485	Hose, water, inlet (short)	AQ15	1	
613483	Hose, water, heater outlet to pipe assembly	AQ16	1	Fitted up to Comm. No. FC50000 only
613487	Hose, water, heater outlet to pipe assembly		1	Fitted from Comm. No. FC50001 and future
CS4012	Clip, hose	AQ17	6	
209776	Pipe assembly, heater	AQ18	1	Fitted up to Comm. No. FC50000 only
212416	Pipe, branched, assembly, heater water return		1	Fitted from Comm. No. FC50001 and future
101343	Adaptor, water pump	AQ19	1	
TL0011	Sleeve	AQ20	1	
101302	Nut	AQ21	1	
613312	Push/pull control assembly (water valve)	AQ22	1	Fitted up to Body No. 30608FC L.H.S. and 32339FC R.H.S. only
616852	Control assembly, water valve		1	Fitted from Body No. 30609FC L.H.S. and 32340FC R.H.S. and future
704884	Knob, "Heat"	AQ23	1	
59445	Washer, for knob		1	
613314	Bezel, Push/Pull control	AQ24	1	
61917	Grommet, fitted in dash		1	
133322	Switch, heater	AQ25	1	
609795	Bezel	AQ26	1	
128088	Washer spring		1	

Note:—Items marked thus † are available on our Factory Exchange Unit Scheme

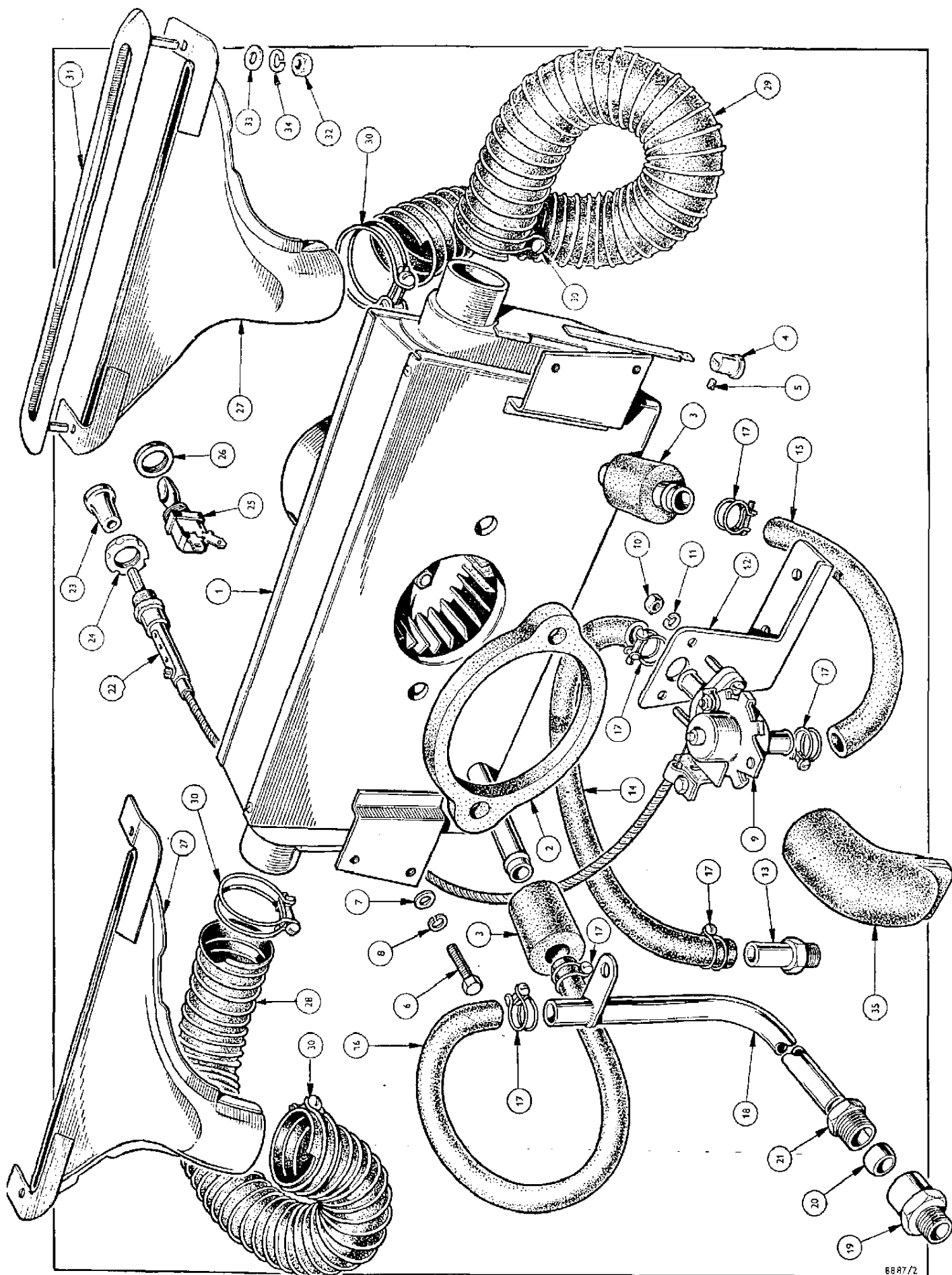
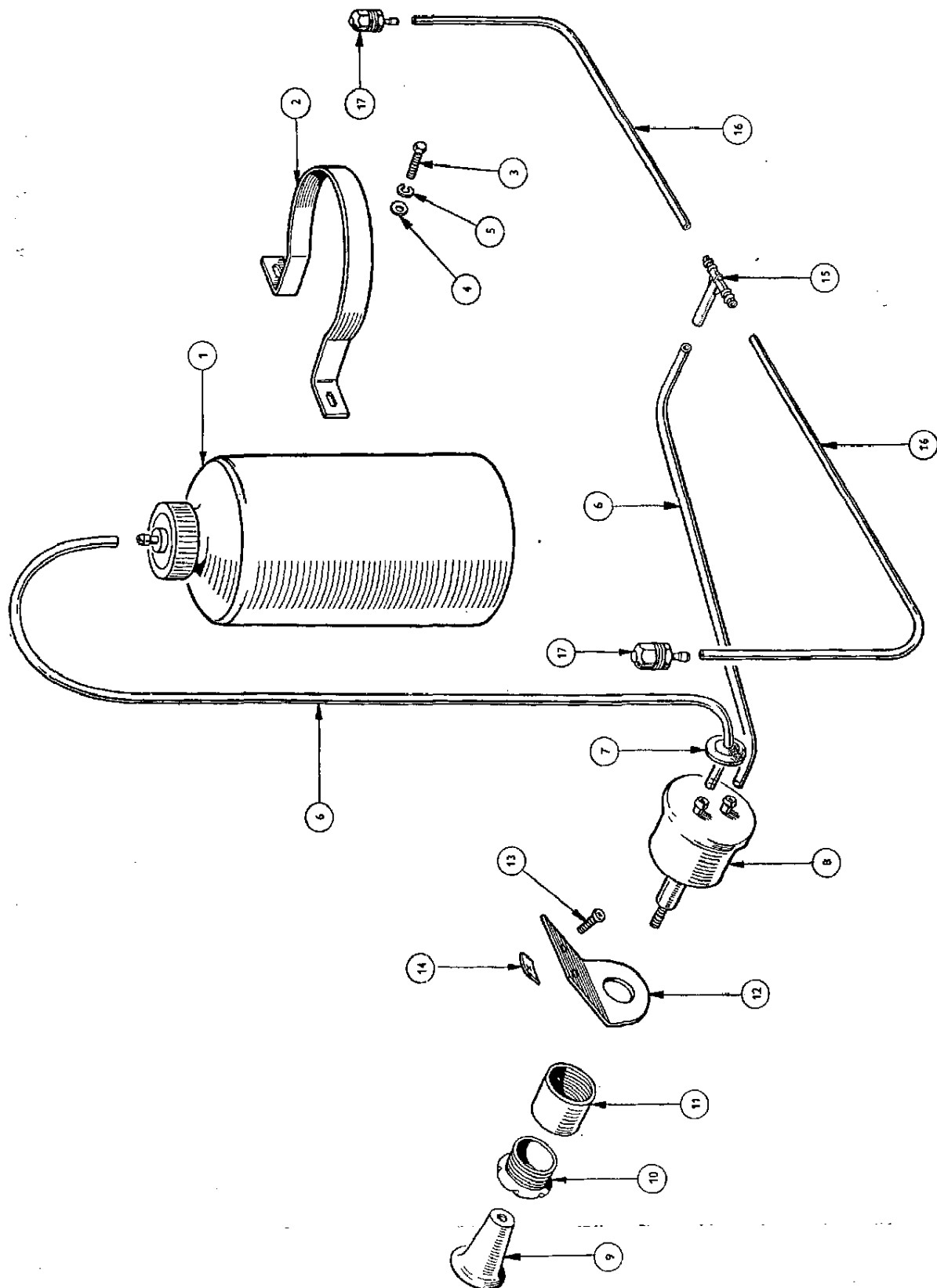


PLATE AQ

BODY AND FITTINGS

Part No.	Description	Plate No.	No. per Unit	Remarks
HEATER KIT <i>(continued)</i>				
706728	Nozzle assembly, demister	AQ27	2	
611828	Hose, demister, short (driver's only)	AQ28	1	Alternative to 602637
602637	Hose, demister, short (driver's only)		1	Alternative to 611828
611825	Hose, demister, long (passenger's only)	AQ29	1	Alternative to 602638
602638	Hose, demister, long (passenger's only)		1	Alternative to 611825
CS4024	Clip, hose	AQ30	4	
108943	Clamp, heater cable		1	
511765	Screw, set		1	
505307	Washer, lock		1	
DEMISTER OUTER				
610181	Nut	AQ31	2	
HN2005	Washer, plain	AQ32	4	
WP0138	Washer, lock	AQ33	4	
WVL0205	Plate, cover, heater aperture on dash	AQ34	4	
613097	Screw, cover plate attachment		1	} Required when heater not fitted
YA0403	Elbow, outlet, plenum chamber	AQ35	4	
609156	Drain, flap, air box		1	Fitted up to Body No. 25519FC
616206			1	Fitted from Body No. 25520FC and future

Note:—Items marked thus † are available on our Factory Exchange Unit Scheme



BODY AND FITTINGS

Part No.	Description	Plate No.	No. per Unit	Remarks
WINDSCREEN WASHER DETAILS				
608319	Container, water	AR1	1	
613142	Clip, container	AR2	1	
HU0505	Screw, set	AR3	2	Fitted up to Body No. 5964FC
WP0005	Washer, plain	AR4	2	
WL0205	Washer, lock	AR5	2	
614126	Clip, container		1	
HU0505	Screw, set		1	Fitted from Body No. 5965FC and future
WP0005	Washer, plain		1	
WL0205	Washer, lock		1	
604146	Tubing, container to plunger and plunger to "T" piece	AR6	A/R	Sold in feet
61917	Grommet, washer tube	AR7	1	
608316	Plunger	AR8	1	
609946	Knob	AR9	1	
609919	Bezel	AR10	1	
609526	Spacer	AR11	1	
609157	Bracket, plunger mounting	AR12	1	
YF7504	Screw } Plunger mounting	AR13	2	
FN2045	Nut } bracket to fascia	AR14	2	
612601	"T" Piece	AR15	1	
604132	Tubing, "T" piece to jets	AR16	A/R	Sold in feet
613650	Jet mounting assembly	AR17	2	

Note:—Items marked thus † are available on our Factory Exchange Unit Scheme

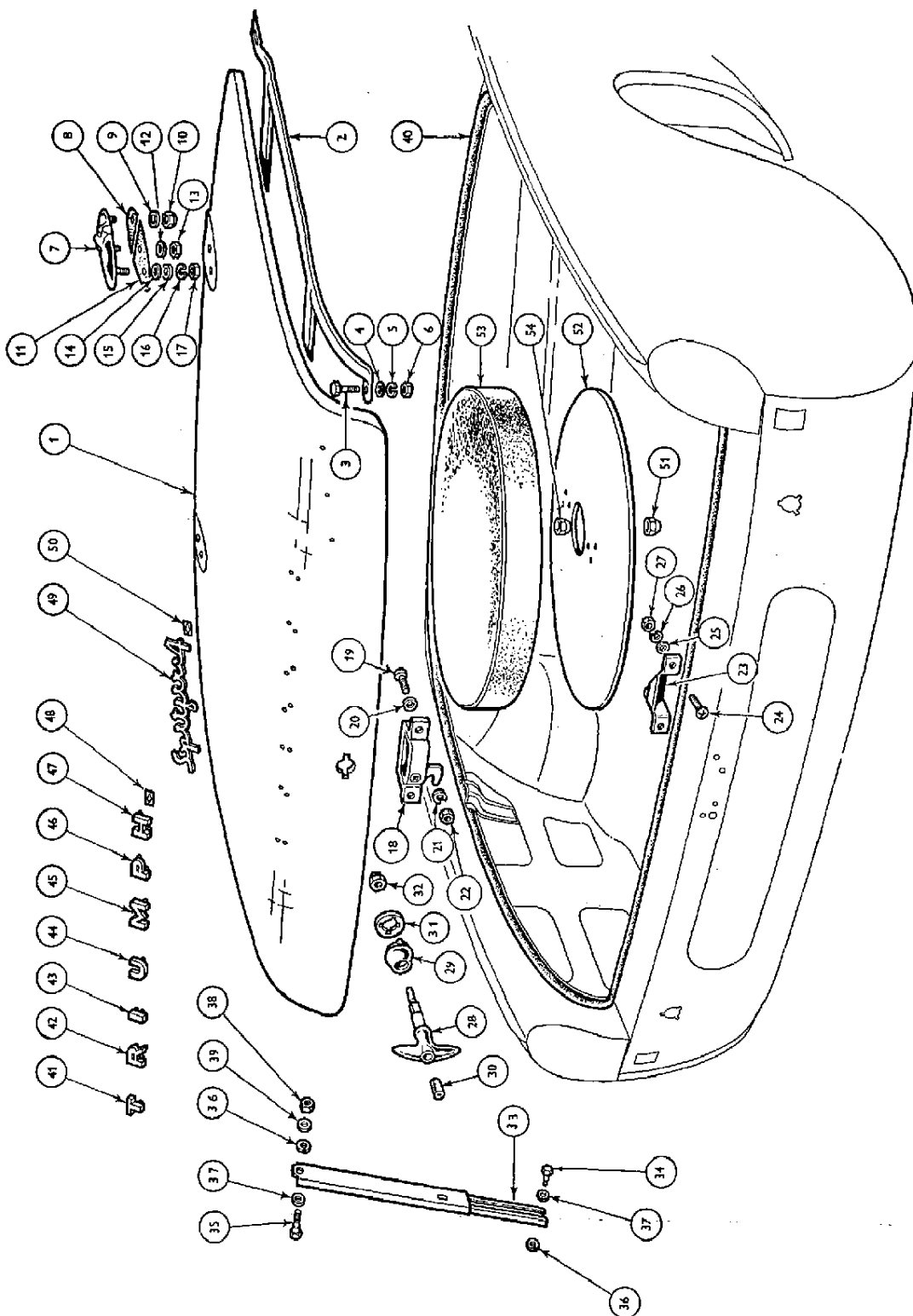


PLATE AS

BODY AND FITTINGS

Part No.	Description	Plate No.	No. per Unit	Remarks
903452	TRUNK LID ASSEMBLY	AS1	1	Fitted up to Comm. No. FC50000 only
571284	TRUNK LID ASSEMBLY		1	Fitted from Comm. No. FC50001 and future
806831	Reinforcement assembly, trunk lid tube	AS2	1	
613859	Reinforcement, lower centre tube, trunk lid		1	
608643	Packing, sponge rubber		6	
510503	Screw, set		1	
509761	Washer, plain		1	
505260	Washer, lock		1	
503627	Nut		1	
HB0708	Bolt	AS3	2	
WP0007	Washer, plain	AS4	2	
WL0207	Washer, lock	AS5	2	
HN2007	Nut	AS6	2	
604917	Hinge assembly, trunk lid { R.H.	AS7	1	
604918	{ L.H.		1	
552075	Pin, hinge		2	
603213	Washer, fibre	AS8	2	
WM0058	Washer, plain	AS9	2	
YN2908	Nut, nyloc	AS10	2	
603212	Washer, fibre	AS11	2	
WL0207	Washer, plain	AS12	2	
HN2007	Nut	AS13	2	
WP1067	Washer, plain	AS14	2	
WM0095	Washer, distance	AS15	2	
WL0207	Washer, lock	AS16	2	
HN2007	Nut	AS17	2	
611096	BUDGET LOCK, TRUNK LID	AS18	1	
PX0504	Screw	AS19	2	
502452	Washer, plain	AS20	2	
WL0205	Washer, lock	AS21	2	
HN2005	Nut, hex.	AS22	2	
611135	Catch plate assembly	AS23	1	
PX0504	Screw	AS24	2	
WP0005	Washer, plain	AS25	2	
WL0205	Washer, lock	AS26	2	
HN2005	Nut	AS27	2	
613704	Plate, protection, trunk lid, rear valance		1	
613502	TRUNK LID HANDLE ASSEMBLY	AS28	1	
600635	Escutcheon	AS29	1	
557046	Locking device	AS30	1	
600949	Washer, seating, escutcheon	AS31	1	
TN3207	Nut, nyloc, handle to trunk lid	AS32	1	
612473	TRUNK LID STAY ASSEMBLY	AS33	1	
612475	Screw, shouldered, stay to bracket	AS34	1	
612474	Bolt, stay to trunk lid	AS35	1	
511195	Washer lock, double coil	AS36	2	
511194	Washer, plain	AS37	2	
YN2907	Nut, nyloc, stay to trunk lid	AS38	1	
501795	Washer, plain	AS39	1	
611443	Seal, trunk lid	AS40	1	

Note:—Items marked thus † are available on our Factory Exchange Unit Scheme

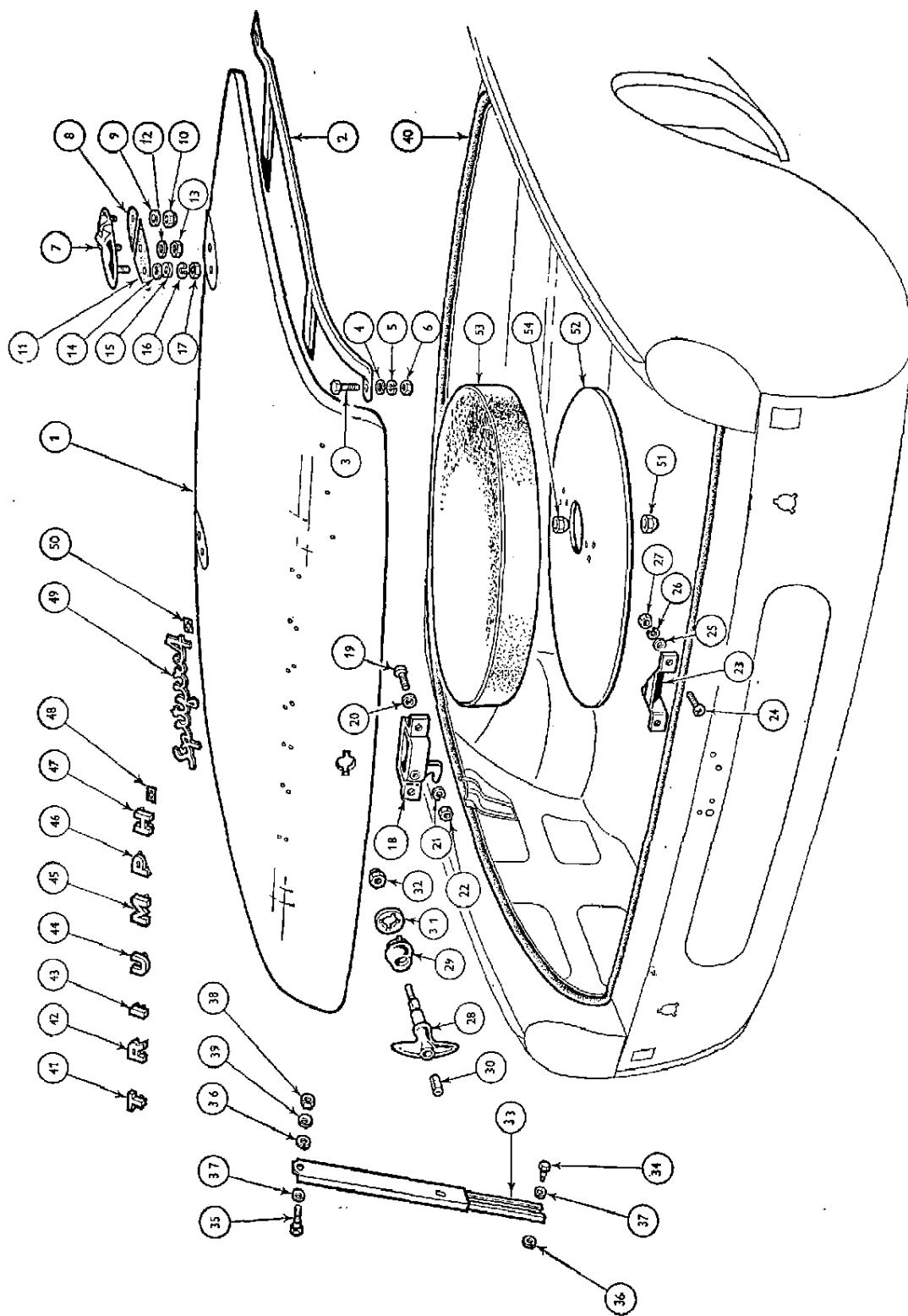


PLATE AS

BODY AND FITTINGS

Part No.	Description	Plate No.	No. per Unit	Remarks
NAMEPLATE DETAILS				
703862	Letter { T R I U M P H	AS41	1	
703863		AS42	1	
703864		AS43	1	
703865		AS44	1	
703866		AS45	1	
703867		AS46	1	
703868		AS47	1	
FP1012/9	Plate, fix, letters to trunk lid	AS48	14	Fitted up to Body No. 2639FC
614006	Bush, friction, letters to trunk lid		14	Fitted from Body No. 2640FC and future
613296	Plate, name, "Spitfire 4"	AS49	1	
FP1012/9	Plate, fix, nameplate	AS50	3	
618242	Medallion, 'Mk. 2'		1	} Fitted from Comm. No. FC50001 and future
614006	Bush, friction, medallion to trunk lid		2	
SPARE WHEEL MOUNTING DETAILS				
113087	Nut, wheel (wheel fixing)	AS51	1	
706807	Panel, cover, spare wheel	AS52	1	
568476	Cover, spare wheel	AS53	1	
113087	Nut, wheel, (cover fixing)	AS54	1	
571467	Cover, spare wheel		1	} Wire wheels only. Fitted to special order
617992	Bolt } Retaining spare wheel		1	
617993	Cap }		1	

Note:—Items marked thus † are available on our Factory Exchange Unit Scheme

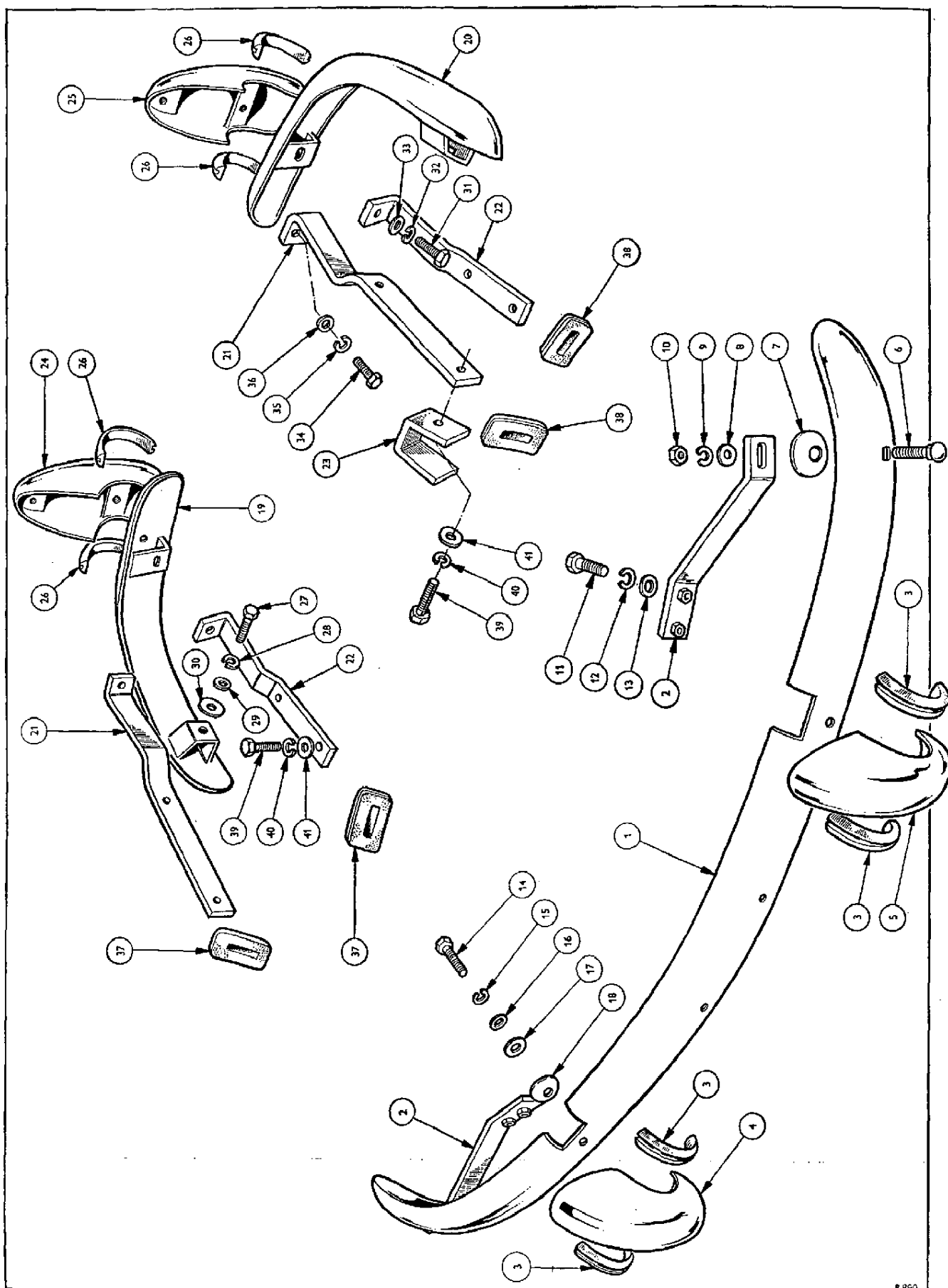
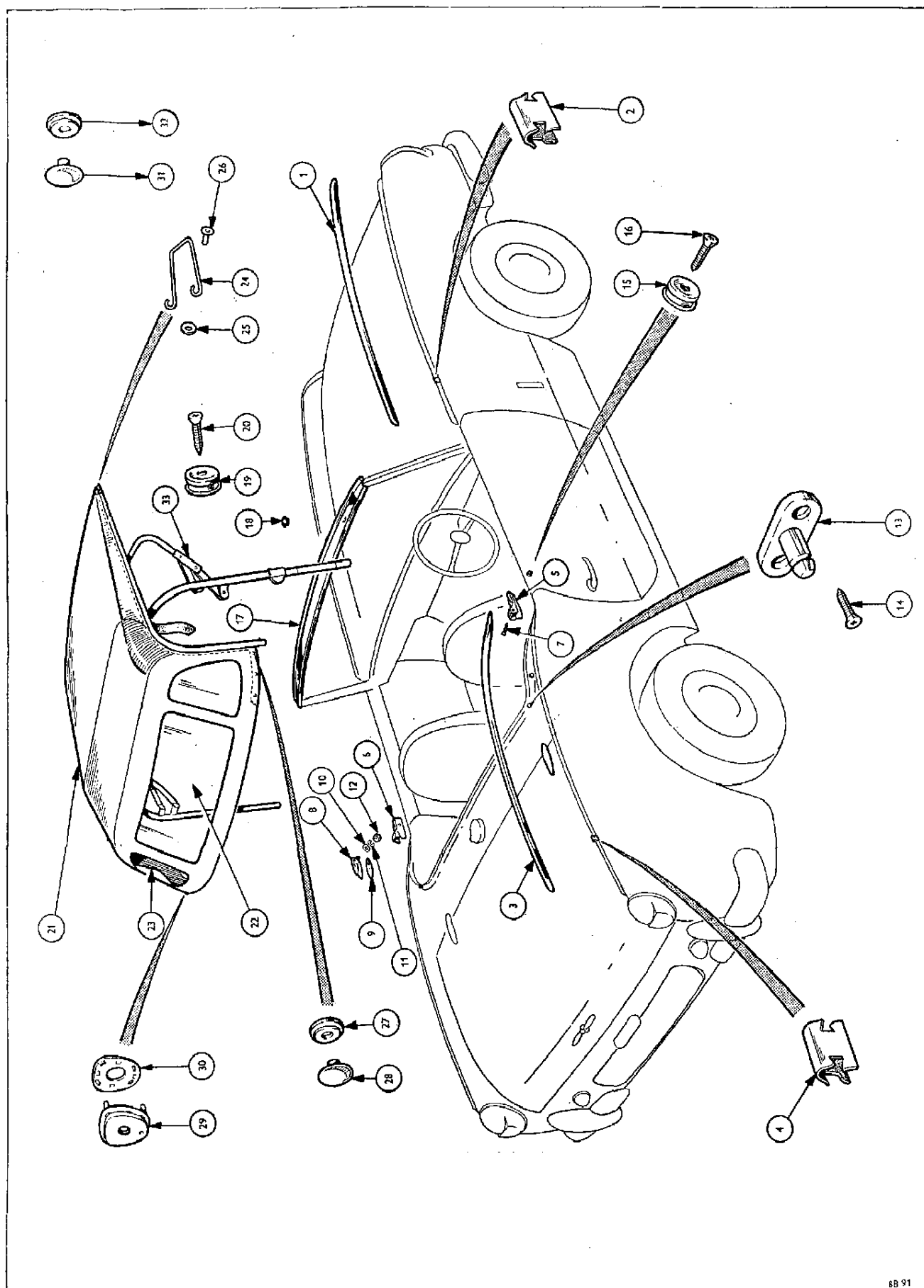


PLATE AT

BODY AND FITTINGS

Part No.	Description	Plate No.	No. per Unit	Remarks
BUMPER AND OVERIDER DETAILS				
806956	Bar, front bumper	AT1	1	
613501	Bracket, support, outer assembly	AT2	2	
552218	Moulding, P.V.C., between bumper and overider	AT3	4	
706606	Overider assembly, front	R.H. AT4	1	
706605		L.H. AT5	1	
550090	Bolt	AT6	2	
607085	Piece, packing	AT7	2	
WP0130	Washer, plain	} Securing support bracket to bumper	AT8	2
WL0209	Washer, lock		AT9	2
HN2009	Nut		AT10	2
HU0807	Screw, set		AT11	4
WL0208	Washer, lock	} Securing support bracket to chassis cross member	AT12	4
WP0129	Washer, plain		AT13	4
HB0817	Bolt		AT14	2
WL0208	Washer, lock	} Securing overiders and bumpers to chassis bracket	AT15	2
WM0058	Washer, plain		AT16	2
511475	Spacer		AT17	2
607085	Piece, packing	AT18	2	
806901	Rear corner bumper assembly	R.H. AT19	1	
806900		L.H. AT20	1	
612713	Bar, spring, rear overider	Upper AT21	2	} Fitted up to Body No. 14196FC only
612712		Lower AT22	2	
615813	Bar, spring, rear overider	Lower	2	} Fitted from Body No. 14197FC and future
615825		Upper	2	
706835	Bracket, jack stowage	AT23	1	
706584	Overider assembly, rear	R.H. AT24	1	
706583		L.H. AT25	1	
552218	Moulding, P.V.C.	AT26	4	
HU0806	Setcrew	AT27	2	
WL0208	Washer, lock	} Securing rear bumper side attachment	AT28	2
WP0139	Washer, plain		AT29	2
608854	Washer, rubber		AT30	2
HB0820	Bolt	} Securing overider lower mounting bracket to spring bar	AT31	2
WL0208	Washer, lock		AT32	2
WM0058	Washer, plain		AT33	2
HU0808	Screw, set	} Securing overider upper mounting bracket to spring bar	AT34	2
WL0208	Washer, lock		AT35	2
WM0058	Washer, plain		AT36	2
HB0829	Bolt	} Securing overider upper mounting bracket to spring bar		2
WM0808	Washer, plain			4
615710	Spacer, tube			2
612621	Grommet, rubber, rear overider spring bar	R.H. AT37	2	} Fitted up to Body No. 14196FC only
612620		L.H. AT38	2	
602037	Grommet, rubber, rear overider spring bar		2	Fitted from Body No. 14197FC and future
HU0908	Bolt	AT39	8	} Fitted up to Body No. 14196FC only
WL0209	Washer, lock	AT40	8	
WM0059	Washer, plain	AT41	8	
HU0908	Screw, set	} Securing lower spring bar assembly to body	4	} Fitted from Body No. 14197FC and future
WL0209	Washer, lock		4	
WP0155	Washer, plain		4	
HU0908	Screw, set	} Securing upper spring bar to body	4	
WL0209	Washer, lock		4	
WM0509	Washer, plain		4	

Note:—Items marked thus † are available on our Factory Exchange Unit Scheme



BODY AND FITTINGS

Part No.	Description	Plate No.	No. per Unit	Remarks
BODY MOULDINGS				
706556	Finisher, front wing panel joint	AU1	2	
613766	Clip	AU2	32	
613886	Clip, front wing finisher		4	
706557	Finisher, rear wing, upper	AU3	2	Fitted up to Body No. 5463FC only
707319	Finisher, rear wing, upper		2	Fitted from Body No. 5464FC and future
613766	Clip	AU4	16	
613166	Finisher, 'B' post, top—R.H. }	AU5	1	Fitted up to Body No. 18813FC only
613165	Finisher, 'B' post, top—L.H. }	AU6	1	
613886	Clip, rear wing finisher, upper		4	
615692	Finisher, 'B' post, top—R.H. }		1	Fitted from Body No. 18814FC and future
615691	Finisher, 'B' post, top—L.H. }		1	
511786	Screw, self-tapping	AU7	2	
612789	Clip, hood retaining	AU8	2	
612964	Packing, hood retaining clip	AU9	2	
WM0055	Washer, plain	AU10	2	
WL0205	Washer, lock	AU11	2	
HN2005	Nut, hex.	AU12	2	
610624	Stud, hood to tonneau		4	
561210	Rivet, Imex		4	
610624	Stud, "B" post finisher	AU15	2	
561210	Rivet, Imex	AU16	2	
806189	Capping, windscreen	AU17	1	
554407	Rivet, capping attachment		11	
612976	Plug, rubber, windscreen capping	AU18	2	Not required when hard top fitted from FC50001 and future
CD27769	Plug, screen capping		2	Not required when hard top fitted up to FC50000 only
565746	Stud, head to windscreen capping	AU19	2	
509224	Screw, stud attachment	AU20	2	

Note:—Items marked thus † are available on our Factory Exchange Unit Scheme

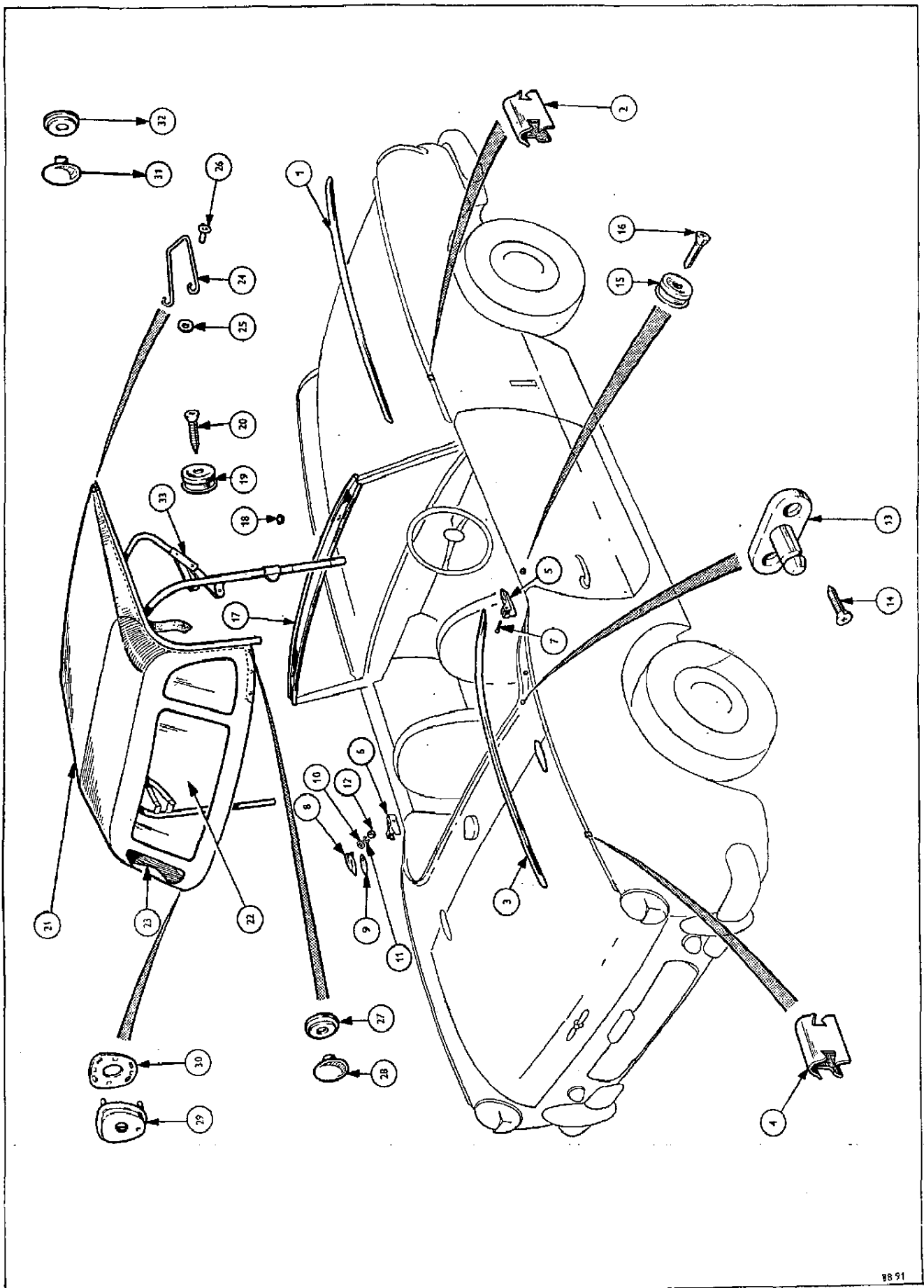


PLATE AU

BODY AND FITTINGS

Part No.	Description	Plate No.	No. per Unit	Remarks
TONNEAU COVER DETAILS				Special Orders only
569029	Tonneau cover kit { White } R.H.S.		1	Fitted up to Comm. No. FC50000 only
569030	Tonneau cover kit { Black } R.H.S.		1	
569031	Tonneau cover kit { White } L.H.S.		1	
569032	Tonneau cover kit { Black } L.H.S.		1	
571130	Tonneau cover kit { White } R.H.S.		1	Fitted from Comm. No. FC50001 and future
571128	Tonneau cover kit { Black } R.H.S.		1	
571129	Tonneau cover kit { White } L.H.S.		1	
571127	Tonneau cover kit { Black } L.H.S.		1	
706822	Cover assembly, tonneau { White } R.H.S.		1	Fitted up to Comm. No. FC50000 only
706820	Cover assembly, tonneau { Black } R.H.S.		1	
706821	Cover assembly, tonneau { White } L.H.S.		1	
706819	Cover assembly, tonneau { Black } L.H.S.		1	
708887	Cover assembly, tonneau—R.H.S. { White } R.H.S.		1	Fitted from Comm. No. FC50001 and future
708885	Cover assembly, tonneau—R.H.S. { Black } R.H.S.		1	
708886	Cover assembly, tonneau—L.H.S. { White } L.H.S.		1	
708884	Cover assembly, tonneau—L.H.S. { Black } L.H.S.		1	
561335	Zip fastener, tonneau cover		1	Fitted up to Comm. No. FC50000 only
565747	Button		16	
567642	Socket		16	
618177	Sail eyelet		4	
618178	Ring, sail eyelet		4	Fitted from Comm. No. FC50001 and future
565747	Button		12	
567642	Socket		12	
565313	Eyelet		1	
565756	Rivet, cap		1	Fitted up to Comm. No. FC50000 only
610624	Stud		6	
561210	Rivet, Imex		6	
611707	Bracket, assembly, centre		1	
564829	Stud		2	Fitted from Comm. FC50001 and future
564828	Eyelet		2	
617297	Bracket assembly, centre		1	
617296	Stud		2	
610624	Stud		2	Fitted up to Comm. No. FC50000 only
561210	Rivet, Imex		2	
611709	Bracket assembly, outer		2	
564829	Stud		2	
564828	Eyelet		2	Fitted from Comm. No. FC50001 and future
617298	Bracket assembly, outer		2	
617296	Stud		2	
807124	HOOD ASSEMBLY { Black } AU21		1	
807125			1	
568429	Backlight	AU22	1	
568430	Light, rear quarter	AU23	2	
613767	Hook	AU24	2	
563032	Back, 9 mm. } Hook to	AU25	4	
565756	Rivet, cap } side valance	AU26	4	
565747	Button		4	
567642	Socket		4	
565749	Eyelet		4	
565750	Stud		4	

Note:—Items marked thus † are available on our Factory Exchange Unit Scheme

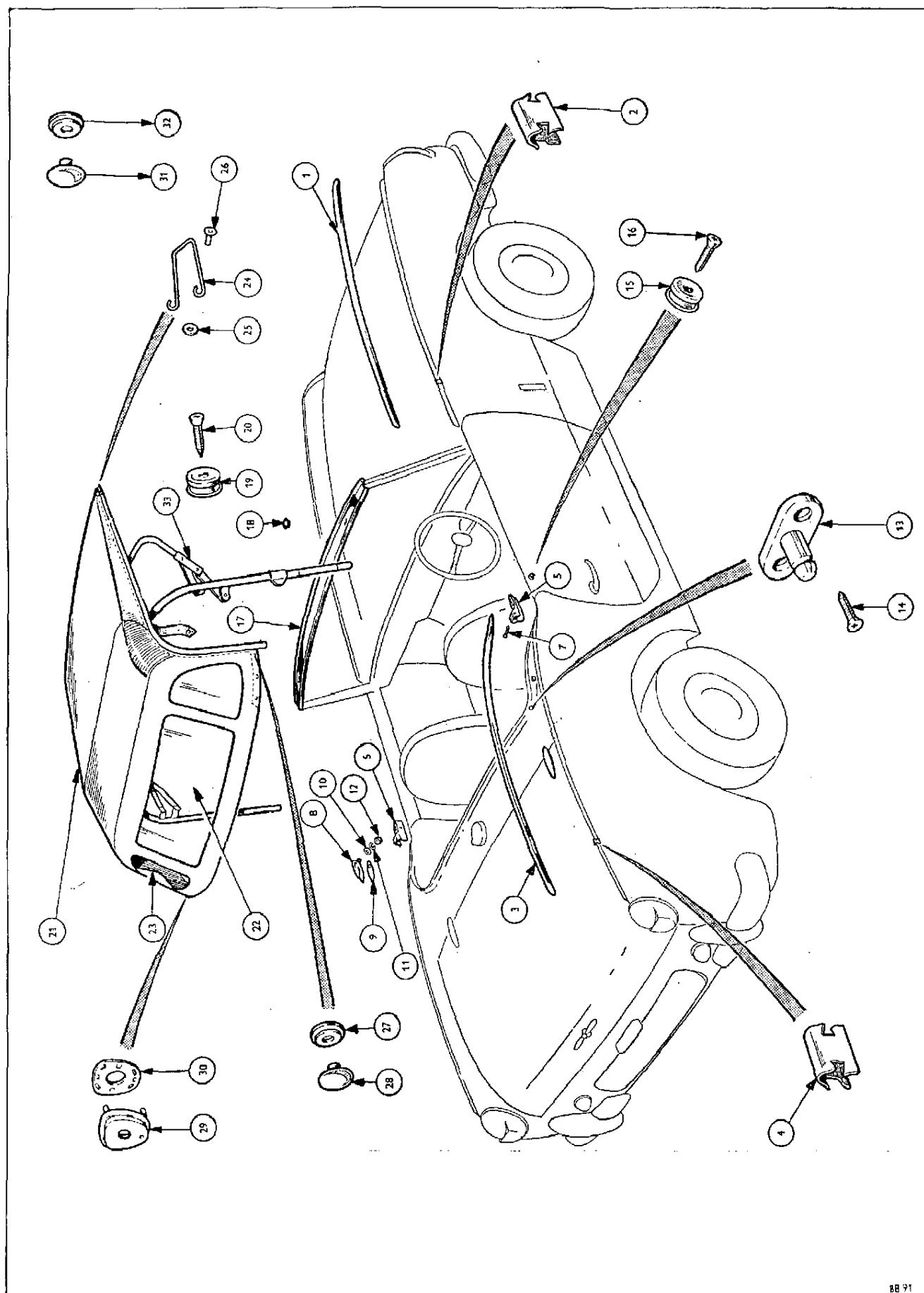


PLATE AU

BODY AND FITTINGS

Part No.	Description	Plate No.	No. per Unit	Remarks
HOOD ASSEMBLY (continued)				
567642	Socket } Hood rear quarter	AU27	2	
565747	Button } attachment	AU28	2	
567642	Socket } Hood rear		4	
565747	Button } quarter		4	
565747	Button } Hood to	AU31	2	
567642	Socket } windscreen	AU32	2	
903463	HOOD FRAME ASSEMBLY	AU33	1	Alternative to 903635
903635	HOOD FRAME ASSEMBLY		1	Alternative to 903463
706831	Bag, hood stowage		1	
GROMMET AND BLANKING DETAILS				
600399	Plug, main floor (1" hole)		4	
600399	Plug, trunk floor (1" hole)		2	
600399	Plug, seat pan (1" hole)		3	
612301	Plug, seat pan ($1\frac{1}{8}$ " hole)		2	
600398	Plug, battery box ($\frac{1}{2}$ " hole)		1	Fitted up to Comm. No. FC63500 approx.
CD25672	Plug, heelboard crossmember ($\frac{3}{8}$ " hole)		2	
600398	Plug, sill panel ($\frac{1}{2}$ " hole)		6	
600421	Plug, rear wheelarch, outer ($\frac{1}{16}$ " hole)		2	
600399	Plug, rear wheelarch, outer (1" hole)		2	
600399	Plug, heelboard crossmember (1" hole)		2	
600421	Plug, floor hole ($\frac{1}{16}$ " hole)		1	
HU0803	Screw, set } Skid hole blanking		2	
WYP0008	Washer, plain }		2	
613302	Grommet, gearbox cover ($1\frac{1}{4}$ " hole)		1	Fitted up to Body No. 5964FC
600396	Grommet, air box (1" hole)		1	
600396	Grommet, dash shelf (1" hole)		1	Fitted from Body No. 5965FC and future
600396	Grommet, heater box, speedo and rev. counter cables (1" hole)		2	
600398	Plug, facia, blower switch hole ($\frac{1}{2}$ " hole)		1	
600421	Plug, water pipe holes ($\frac{1}{16}$ " holes)		2	Fitted up to Body No. FC27857
600399	Plug, water pipe holes (1" diam.)		2	Fitted from Body No. FC27858 and future
600398	Plug, heater control hole ($\frac{1}{4}$ " diam.)		1	
CD27769	Plug, heater fixing holes ($\frac{3}{8}$ " diam.)		4	Fitted up to Body No. FC27857
600398	Plug, heater fixing holes ($\frac{1}{2}$ " diam.)		4	Fitted from FC27858 and future
CD25672	Plug, heater control hole ($\frac{3}{8}$ " diam.)		1	
600421	Plug, door ($\frac{1}{16}$ " hole)		1	

Note:—Items marked thus † are available on our Factory Exchange Unit Scheme

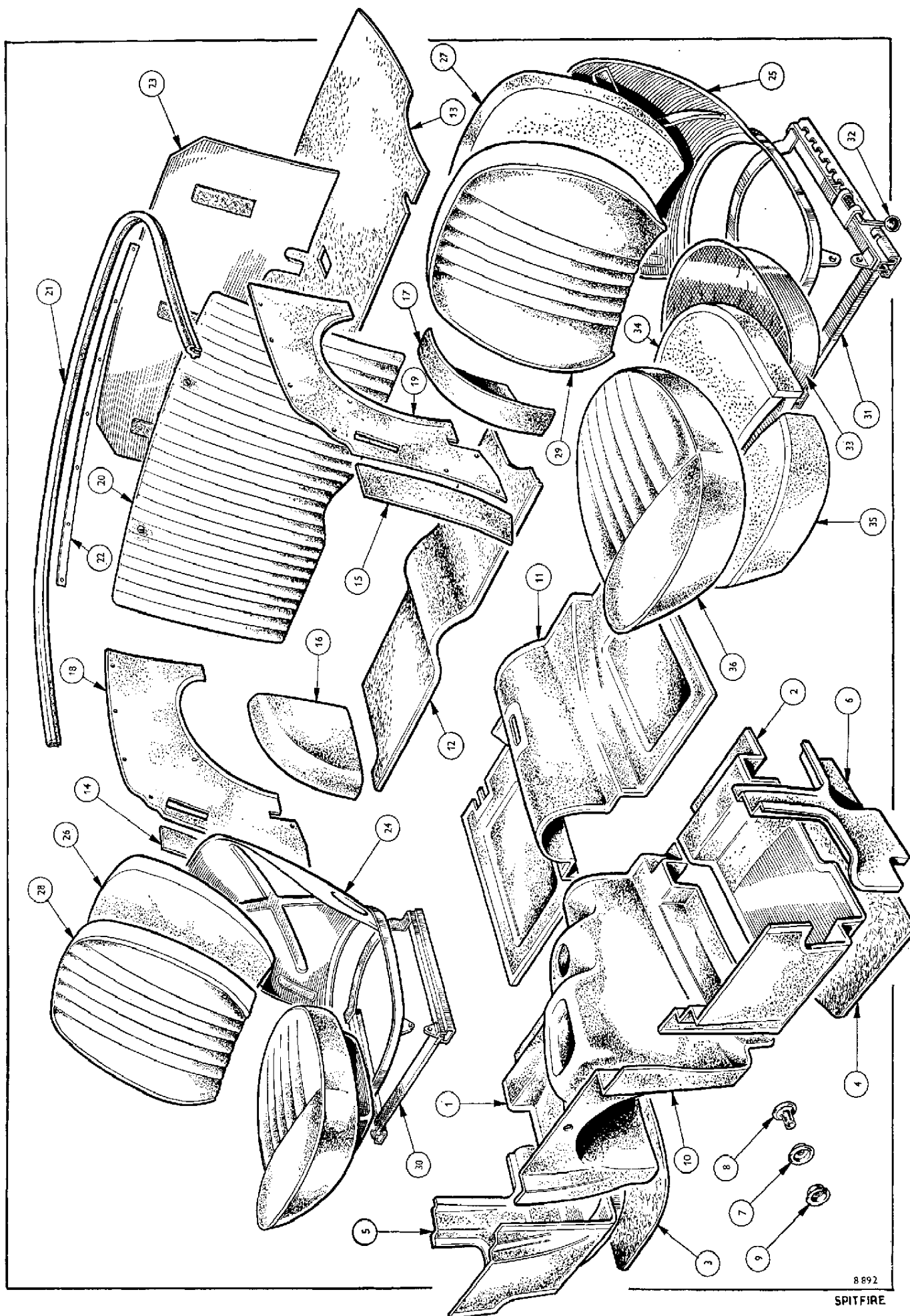


PLATE AV

BODY AND FITTINGS

Part No.	Description	Plate No.	No. per Unit	Remarks
BODY TRIM				
NOTE: —Due to wide variation in colour combination and possible deterioration in storage, trim assemblies are not held in stock but are manufactured when ordered. To facilitate the matching of trim assemblies, a sample of the material should be sent together with the Commission Number of the vehicle.				
RUBBER MATS AND CARPETS				
568620	Mat, front floor, Grey	R.H.	R.H.S.	AV1 1
568615		L.H.	R.H.S.	AV2 1
568356		R.H.	L.H.S.	1
568351		L.H.	L.H.S.	1
568621	Mat, front floor, Black	R.H.	R.H.S.	1
568616		L.H.	R.H.S.	1
568357		R.H.	L.H.S.	1
568352		L.H.	L.H.S.	1
554517	Socket			AV7 16
553252	Button	Fitted to rubber mats		AV8 12
568850	Button			4
610624	Stud	Rubber mats to		AV9 16
561210	Rivet	dash and floor		16
569133	Carpet, front floor and heel mat		R.H.—R.H.S.	1
569118	assembly, Smoke Grey and Black mottle		L.H.—L.H.S.	1
707316	Heel mat	R.H.—R.H.S.		1
707315		L.H.—L.H.S.		1
569123	Carpet, front floor, Smoke Grey		L.H.—R.H.S.	1
569128	and Black mottle		R.H.—L.H.S.	1
554517	Socket			11
552352	Button	Fitted to carpets		4
569254	Button	(R.H.S.)		7
WP0126	Washer, plain			7
561210	Rivet, imex	Fitted to dash		7
610624	Stud	and floor (R.H.S.)		4
563769	Rivet, imex			4
554021	Stud			4
554517	Socket			10
552352	Button	Fitted to carpets		4
569254	Button	(L.H.S.)		6
WP0126	Washer, plain			6
561210	Rivet, imex	Fitted to dash		6
610624	Stud	and floor (L.H.S.)		4
563769	Rivet, imex			4
554021	Stud			4
YA0366	Screw, self-tapping	Carpets to floor		2
CD24152	Washer, cup			2
557922	Rivet, floor hole filling (Redundant mat fixing)			6

Notes:—Items marked thus † are available on our Factory Exchange Unit Scheme

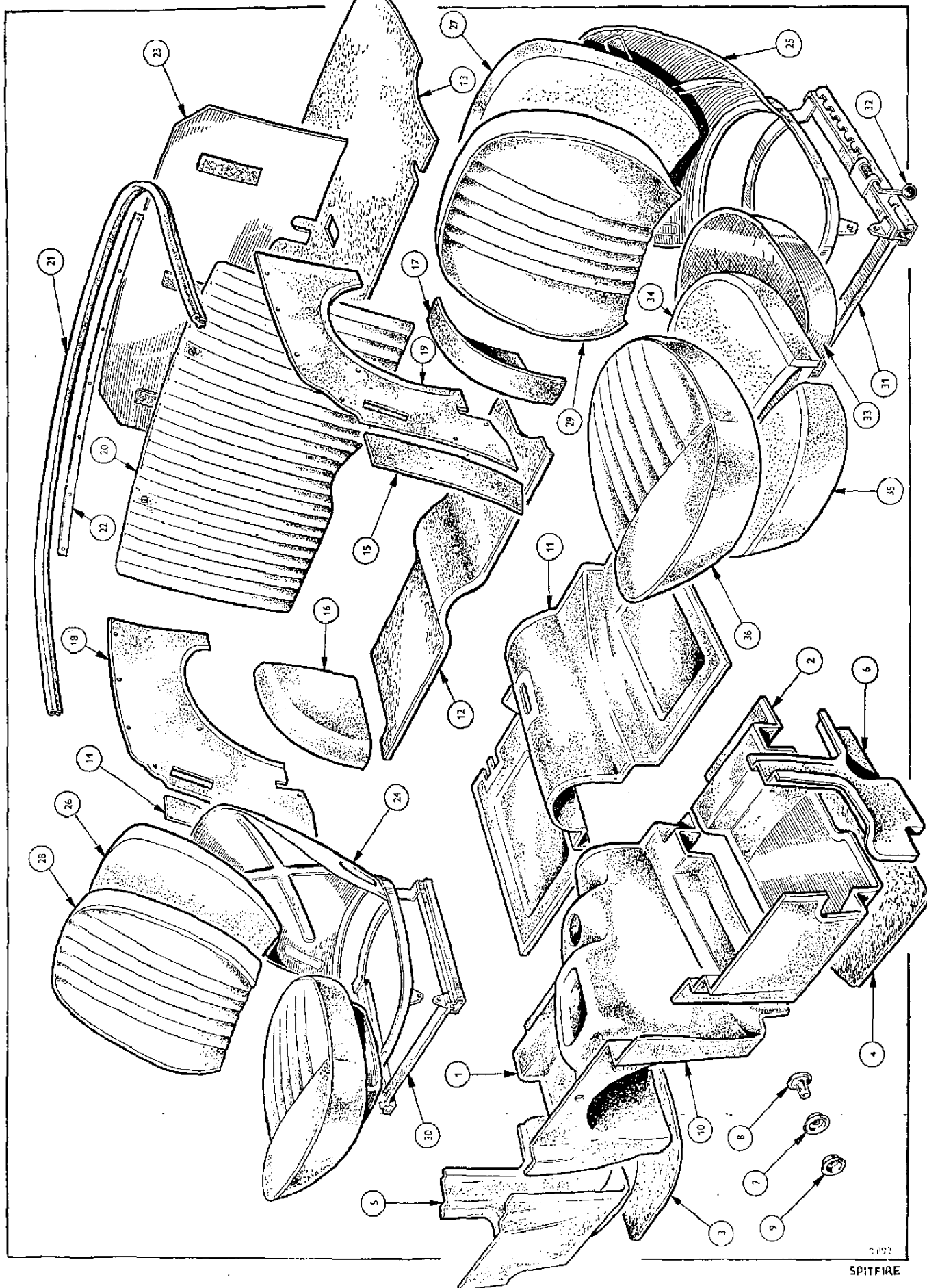
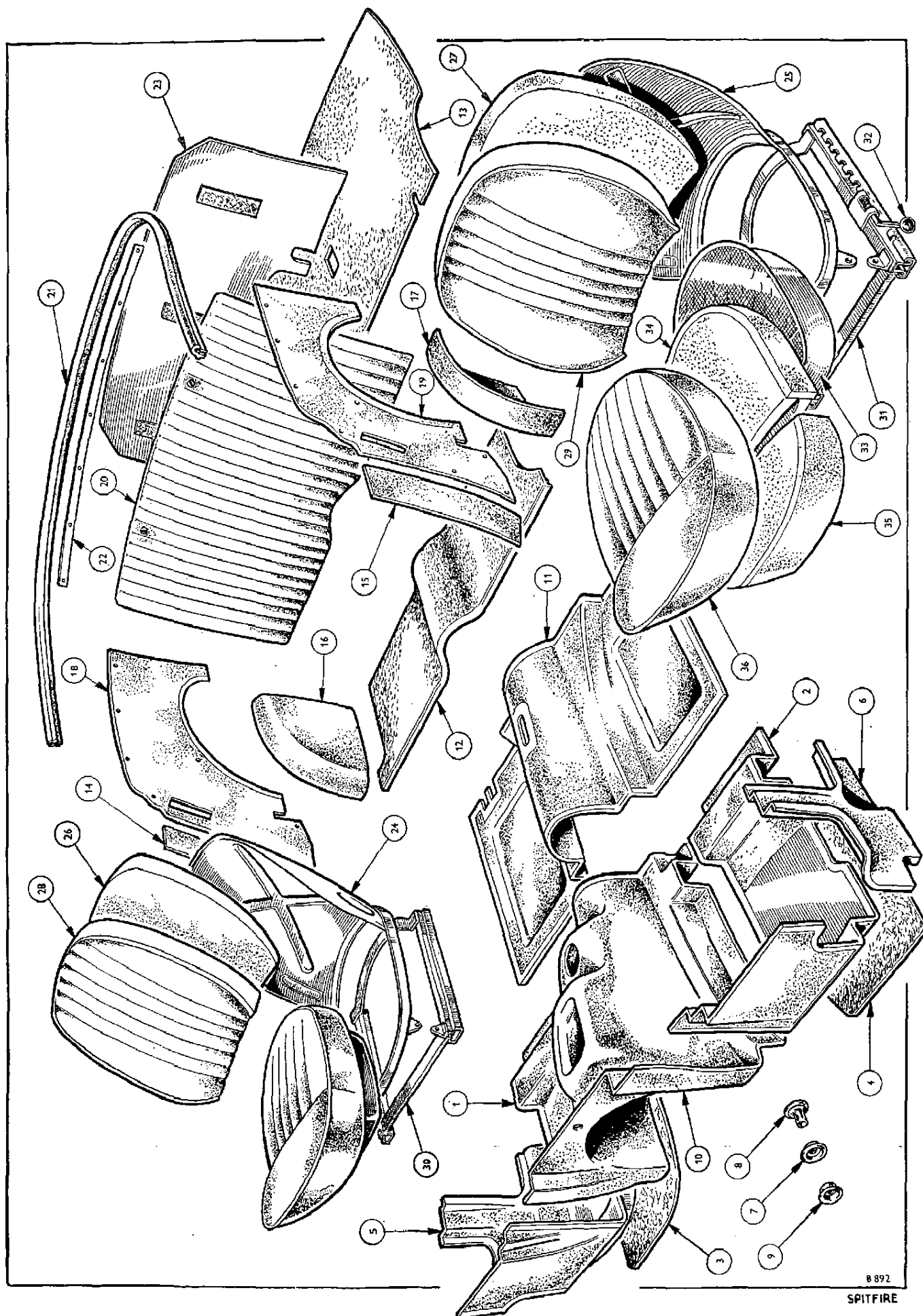


PLATE AV

BODY AND FITTINGS

Part No.	Description	Plate No.	No. per Unit	Remarks
RUBBER MATS AND CARPETS (continued)				
570162	Mat, front floor, Black { R.H. } R.H.S.		1	Normal fitment U.S.A. and Canada from Comm. No. FC30427 and future. R.H.S. special orders from Comm. No. FC40190 and future. L.H.S. Special orders from Comm. No. FC37565 and future
570152			1	
570157			1	
570147			1	
554517	Socket { Fitted to mats and } R.H.S.		16	
553252			16	
561210	Rivet, imex { Fitted to dash and floor } R.H.S.		8	
610624			8	
563769	Rivet, imex { Fitted to floor } R.H.S.		8	
554021			8	
YA0366	Screw, self-tapping { Carpet to floor } R.H.S.		2	
CD24152			2	
569136	Washer, cup { R.H. } R.H.S.		1	
569126			1	
569131			1	
569121			1	
554517	Socket { Fitted to carpets } R.H.S.		11	
569254			7	
553252			4	
WP0126			7	
561210	Rivet, imex { Fitted to dash and floor } R.H.S.		7	Normal fitment (Except U.S.A. and Canada) from Com.m. No. FC50001 and future
610624			7	
563769	Rivet, imex { Fitted to floor } R.H.S.		4	
554021			4	
554517	Socket { Fitted to carpets } L.H.S.		10	
569254			6	
553252			4	
WP0126			6	
561210	Rivet, imex { Fitted to dash and floor } L.H.S.		6	
610624			6	
563769	Rivet, imex { Fitted to floor } L.H.S.		4	
554021			4	
YA0366	Screw, self-tapping		2	
CD24152	Washer, cup		2	
557922	Rivet, imex, filling redundant mat fixing holes in floor		6	
706833	Felt, front floor { R.H. } AV3		1	For use when rubber mats are fitted
706832			1	
568371	Mat, dash side, Grey { R.H. } AV4		1	
568366			1	
568361	Mat, dash side, Black { L.H. (U.S.A. and Canada only) } AV5		1	Fitted up to Comm. No. FC15089 only
568372			1	
568367	Mat, dash side, Black { R.H. } AV6		1	
568362			1	
569148	Carpet, dash side, Smoke Grey and Black mottle { R.H. } AV3		1	Fitted from Comm. No. FC15090 up to Comm. No. FC50000 only
569143			1	
569138			1	
569151	Carpet, dash side, Black { L.H. (U.S.A. and Canada only) } AV4		1	
569146			1	Special order only.
570934			1	
			1	Fitted up to Comm. No. FC50000 only
			1	Fitted from Comm. No. FC50001 and future

Note:—Items marked thus † are available on our Factory Exchange Unit Scheme



8 892

SPITFIRE

PLATE AV

BODY AND FITTINGS

Part No.	Description	Plate No.	No. per Unit	Remarks
RUBBER MATS AND CARPETS (continued)				
568386	Mat, gearbox cover, { R.H.S.	AV10	1	Fitted up to Comm. No. FC15089 only
568376	Grey { L.H.S.		1	
568387	Mat, gearbox cover, { R.H.S.		1	
568377	Black { L.H.S.		1	
569158	Carpet, gearbox cover, { R.H.S.		1	Special order only
569153	Smoke Grey and Black mottle { L.H.S.		1	
614084	Grommet assembly, gear lever		1	
569161			1	
569156	Carpet, gearbox cover, { R.H.S.		1	Fitted from Comm. No. FC50001 and future
570938	Black { L.H.S. (U.S.A. and Canada and when rubber mats are fitted)		1	
568396	Mat, rear floor, Grey	AV11	1	Fitted up to Comm. No. FC15089 only
568397	Mat, rear floor, Black		1	
569173	Carpet, rear floor, Smoke Grey and Black mottle		1	Special order. Fitted up to Comm. No. FC50000
614081	Grommet assembly, handbrake		1	
569176	Carpet, rear floor, Black		1	Fitted from Comm. No. FC5001 up to Body No. 80297FC only and on 80306FC, 80314FC and 80318FC
712571	Carpet assembly, rear floor, black		1	Fitted from Body No. 80298FC and future, except 80306FC, 80314FC, and 80318FC
614081	Grommet, assembly, handbrake		1	
553252	Button		4	
554517	Socket		4	
569168	Carpet, sill, Smoke Grey and Black { R.H.		1	Special order. Fitted up to Comm. No. FC50000 only
569163	mottle { L.H.		1	
569171	Carpet, sill, { R.H.		1	
569166	Black { L.H.		1	
613552	Carpet assembly, rear seat pan, Charcoal Grey	AV12	1	Fitted up to Comm. No. FC50000 only
613553	Carpet assembly, rear seat pan, Smoke Grey and Black mottle		1	Special order. Fitted up to Comm. No. FC50000 only
613556	Carpet, rear seat pan, Black		1	Fitted from Comm. No. FC50001 and future
807197	Mat, luggage floor	AV13	1	Fitted up to Comm. No. FC55759 only
809716	Mat, luggage floor		1	Fitted from Comm. No. FC55760 and future
569178	Carpet, heelboard, Smoke Grey and Black mottle		1	Special order. Fitted up to Comm. No. FC50000 only
569181	Carpet, heelboard, Black		1	Fitted from Comm. No. FC50001 and future
568444	Panel, protection, hood stowage { Red		1	
568532	(Fitted over rear spring access { Blue		1	
568533	cover) { Black		1	

Note:—Items marked thus † are available on our Factory Exchange Unit Scheme

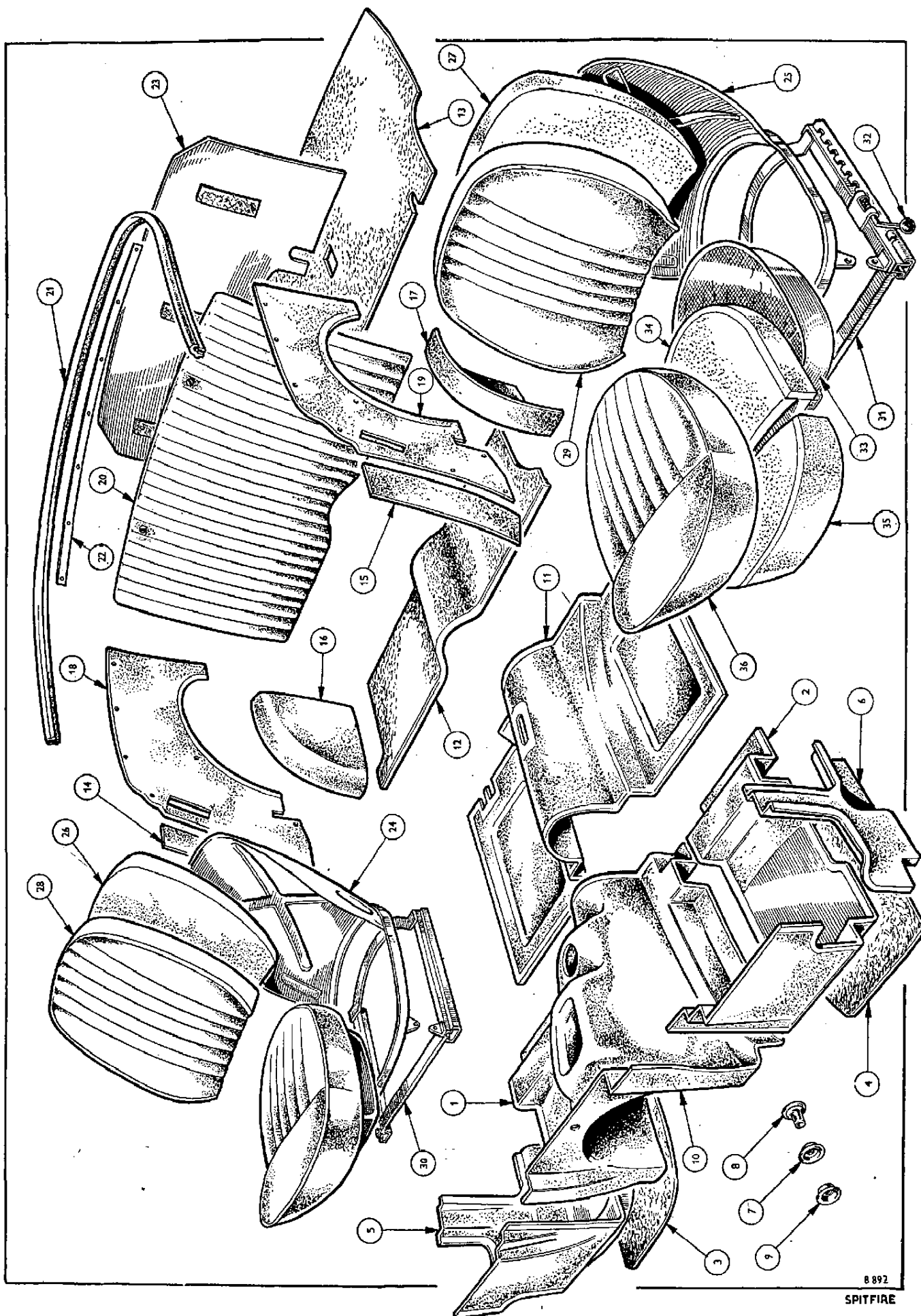
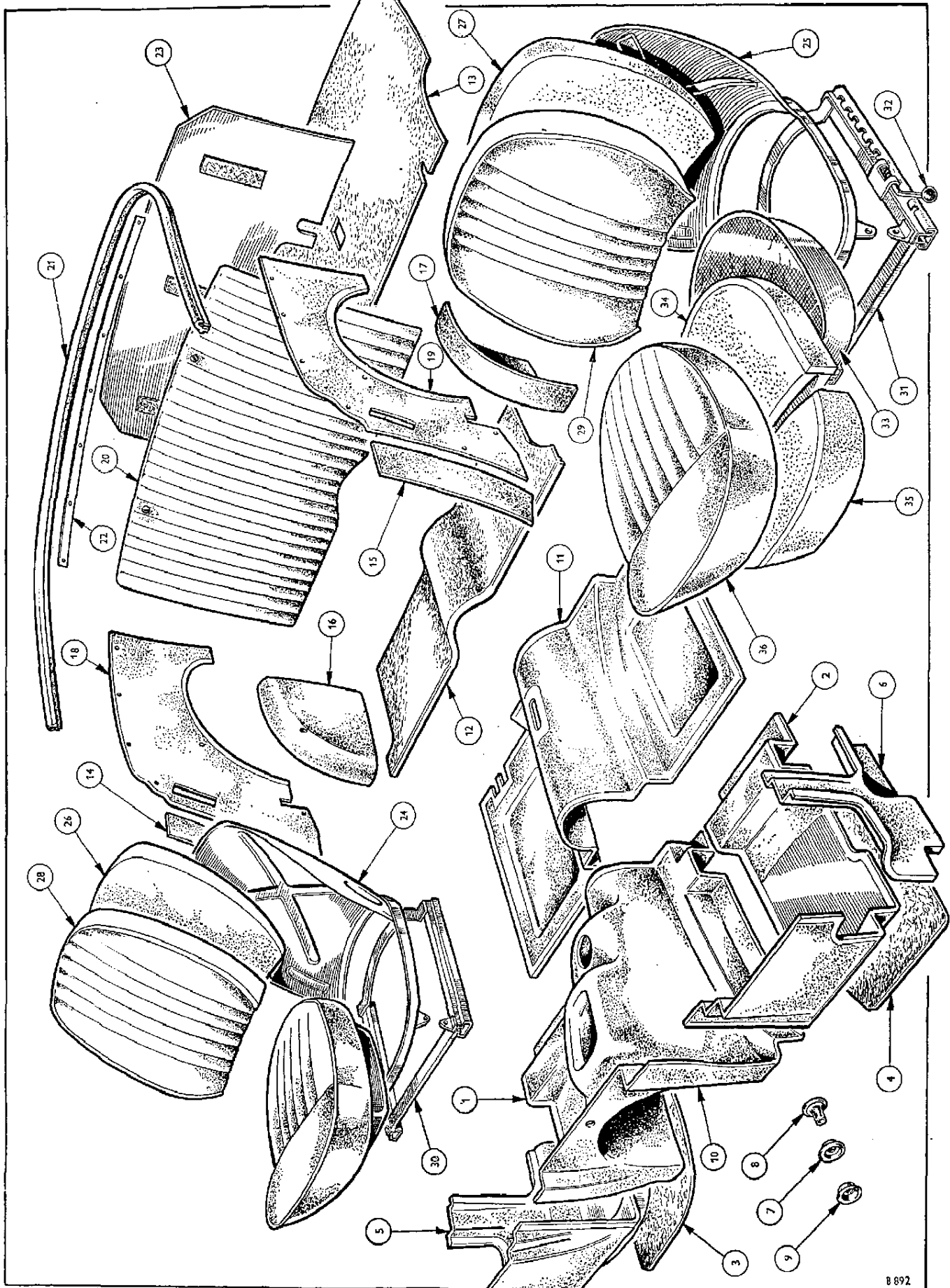


PLATE AV

BODY AND FITTINGS

Part No.	Description	Plate No.	No. per Unit	Remarks	
SAFETY HARNESS ATTACHMENT DETAILS					
612531	Eyebolt, safety harness		4	Fitted up to Body No. 80297FC only and on 80306FC, 80314FC, 80318FC	
613500	Plate, reinforcement		2	Fitted up to Body No. 11657FC only	
613238	Washer, tunnel reinforcement		2		
TN3210	Nut		4		
615980	Plate assembly, reinforcement		2	Fitted from Body 11658FC up to 80297FC only and on 80306FC, 80314FC, 80318FC. For future see Chassis and rear wheelarch details	
615981	Washer, assembly, tunnel reinforcement		2		
WL0210	Washer, lock, eyebolt		4		
621308	Eyebolt		4	Fitted from Body 80298FC and future except 80306FC, 80314FC, 80318FC	
WL0210	Washer, lock	Safety harness attachment	4		
621101	Pad, mounting		2		
621292	Washer, plain		2		
621370	Bolt, safety harness, rear wheelarch		2	Fitted from 80298FC and future except 80306FC, 80314FC, 80318FC	
621371	Spacer, safety harness		2		
621374	Washer, waved		2		
568498	"A" POST UPPER FINISHER, TRIM	R.H.	1		
568497		L.H.	1		
568446	"B" POST TRIM	Red	R.H.	AV14	1
568445			L.H.	AV15	1
568529		Blue	R.H.	AV14	1
568528			L.H.	AV15	1
568531		Black (Coarse grain)	R.H.	AV14	1
568530		Alternative to 572561/572560	L.H.	AV15	1
572561		Black (Fine grain)	R.H.	AV14	1
572560		Alternative to 568531/568530	L.H.	AV15	1
568350	WHEELARCH COVER ASSEMBLY	Red	R.H.	AV16	1
568349			L.H.	AV17	1
568525		Blue	R.H.	AV16	1
568524			L.H.	AV17	1
568527		Black (Coarse grain)	R.H.	AV16	1
568526		Alternative to 572563/572562	L.H.	AV17	1
572563		Black (Fine grain)	R.H.	AV16	1
572562		Alternative to 568527/568526	L.H.	AV17	1
613531	REAR QUARTER TRIM BOARD ASSEMBLY	Red	R.H.	AV18	1
613530			L.H.	AV19	1
613533		Blue	R.H.	AV18	1
613532			L.H.	AV19	1
613535		Black (Coarse grain)	R.H.	AV18	1
613534		Alternative to 613537/613536	L.H.	AV19	1
613537		Black (Fine grain)	R.H.	AV18	1
613536		Alternative to 613535/613534	L.H.	AV19	1

Note:—Items marked thus † are available on our Factory Exchange Unit Scheme



8 892

SPITFIRE

BODY AND FITTINGS

Part No.	Description	Plate No.	No. per Unit	Remarks
REAR QUARTER TRIM BOARD ASSEMBLY (continued)				
509279	Screw, S/T		8	
CD24152	Washer, cup		8	
509279	Screw, S/T		8	
CD24152	Washer, cup		8	
FU2543/9	Nut, spire		8	
807323	TRIM BOARD ASSEMBLY (REAR COMPARTMENT)	Red	AV20	1
807324		Blue	AV20	1
807325		Black (Coarse grain) Alternative to 807326	AV20	1
		Black (Fine grain) Alternative to 807325	AV20	1
807326				
568808	Pad, foam, trim board lower		2	
568543	Dzus fastener		2	
568537	Grommet, dzus fastener		2	
565760	Eyelet		3	
610624	Stud		3	
613901	STRAP ASSEMBLY, REAR COMPARTMENT SQUAB BOARD	Red		3
613902		Blue		3
613903		Black		3
565747				3
567642	Button		3	
567642	Socket		3	
WVP0109	Washer, plain		3	
554407	Rivet, imex		3	
613100	Finisher, trim boards, top	Red	AV21	1
613102		Blue	AV21	1
613101		Black	AV21	1
613461	Retainer, finisher		AV22	1
YX5305	Screw		7	
FN2043	Nut, fix		7	
613900	Clip, spring		7	
806981	Board assembly, casing, petrol tank rear	AV23	1	
509141	Screw, pan head		7	
WVP0113	Washer, plain		7	
WE0605	Washer, shakeproof		7	
FZ3404/4	Retainer, nut		7	

Note:—Items marked thus † are available on our Factory Exchange Unit Scheme

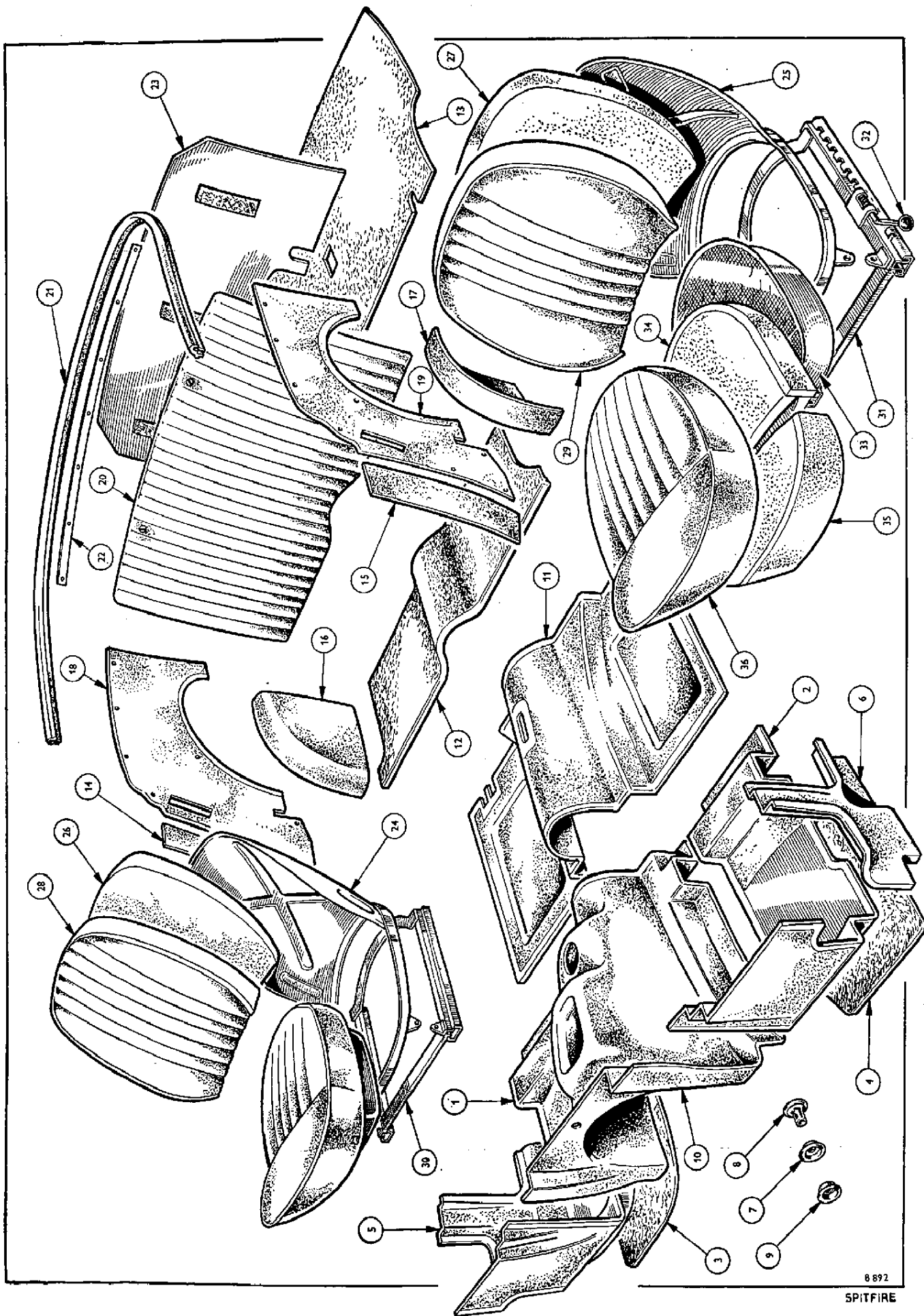


PLATE AV

BODY AND FITTINGS

Part No.	Description	Plate No.	No. per Unit	Remarks
807214	FRONT SEAT FRAME AND SQUAB TRIMMED ASSEMBLY (VYNIDE)		1	
807202			1	
807215			1	
807203			1	
807216			1	
807204			1	
807220	FRONT SEAT FRAME AND SQUAB TRIMMED ASSEMBLY (LEATHER)		1	Special order only
807208			1	
807221			1	
807209			1	
807222			1	
807210			1	
903332	Frame, assembly	AV24	1	Fitted up to Comm. No. F30624 Black trim FC30697 Blue trim and FC30889 Red trim only
903331			1	
807317	Pad, rubberised, assembly	AV26	1	
807316		AV27	1	
568277	Cover assembly, front seat squab (Vynide)	AV28	1	
568265		AV29	1	
568278		AV28	1	
568266		AV29	1	
568279		AV28	1	
568267		AV29	1	
568283	Cover assembly, front seat squab (Leather)		1	Special order only
568271			1	
568284			1	
568272			1	
568285			1	
568273			1	
613420	Piece, tacking, seat squab		2	
613435	Hook assembly, seat retention		2	
HU0505	Screw, set		4	
WL0205	Washer, lock		4	
WP0005	Washer, plain		4	

Note:—Items marked thus † are available on our Factory Exchange Unit Scheme

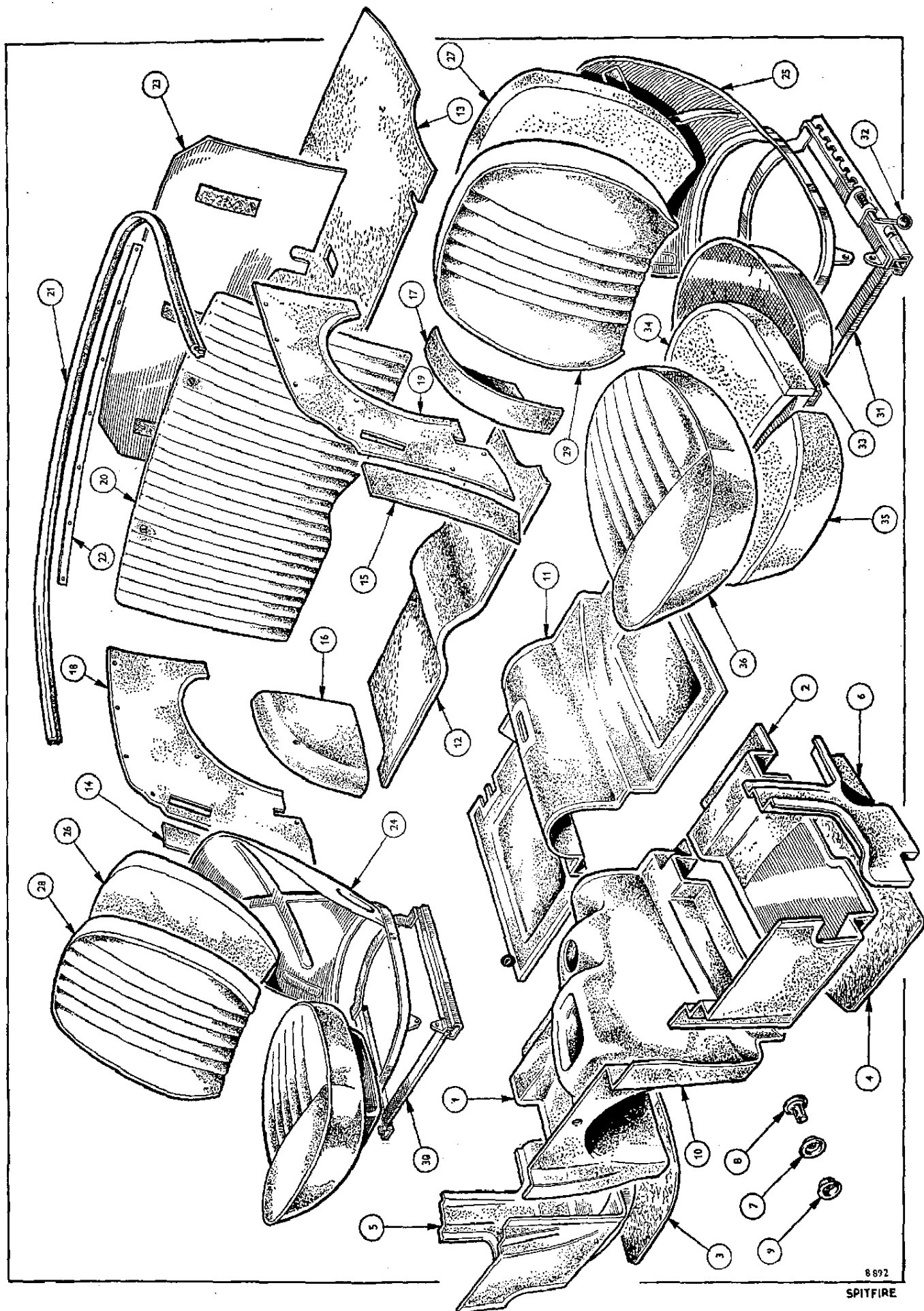


PLATE AV

BODY AND FITTINGS

Part No.	Description	Plate No.	No. per Unit	Remarks
808446	FRONT SEAT FRAME AND SQUAB TRIMMED ASSEMBLY (VYNIDE)	Red	R.H.	1
808434			L.H.	1
808447		Blue	R.H.	1
808435			L.H.	1
808448		Black	R.H.	1
808436			L.H.	1
808452	FRONT SEAT FRAME AND SQUAB TRIMMED ASSEMBLY (LEATHER)	Red	R.H.	1
808440			L.H.	1
808453		Blue	R.H.	1
808441			L.H.	1
808454		Black	R.H.	1
808442			L.H.	1
903893	Frame assembly	R.H.	1	Fitted from Comm. No. FC30625 Black trim
903892		L.H.	1	
807317	Pad, rubberised, assembly	R.H.	1	
807316		L.H.	1	
568277	Cover assembly, front seat squab (Vynide)	Red	R.H.	1
568265			L.H.	1
568278		Blue	R.H.	1
568266			L.H.	1
568279		Black	R.H.	1
568267			L.H.	1
568283	Cover assembly, front seat squab (Leather)	Red	R.H.	1
568271			L.H.	1
568284		Blue	R.H.	1
568272			L.H.	1
568285		Black	R.H.	1
568273			L.H.	1
613420	Piece, tacking, seat squab		2	Special order only
613435	Hook assembly, seat retention		2	
HU0505	Screw, set	Securing retention hook to seat	4	
WL0205	Washer, lock		4	
WYP0005	Washer, plain		4	

Fitted from Comm. No.
FC30625 Black trim
FC30698 Blue trim
FC30890 Red trim
up to Comm. No.
FC50000 only

Note:—Items marked thus † are available on our Factory Exchange Unit Scheme

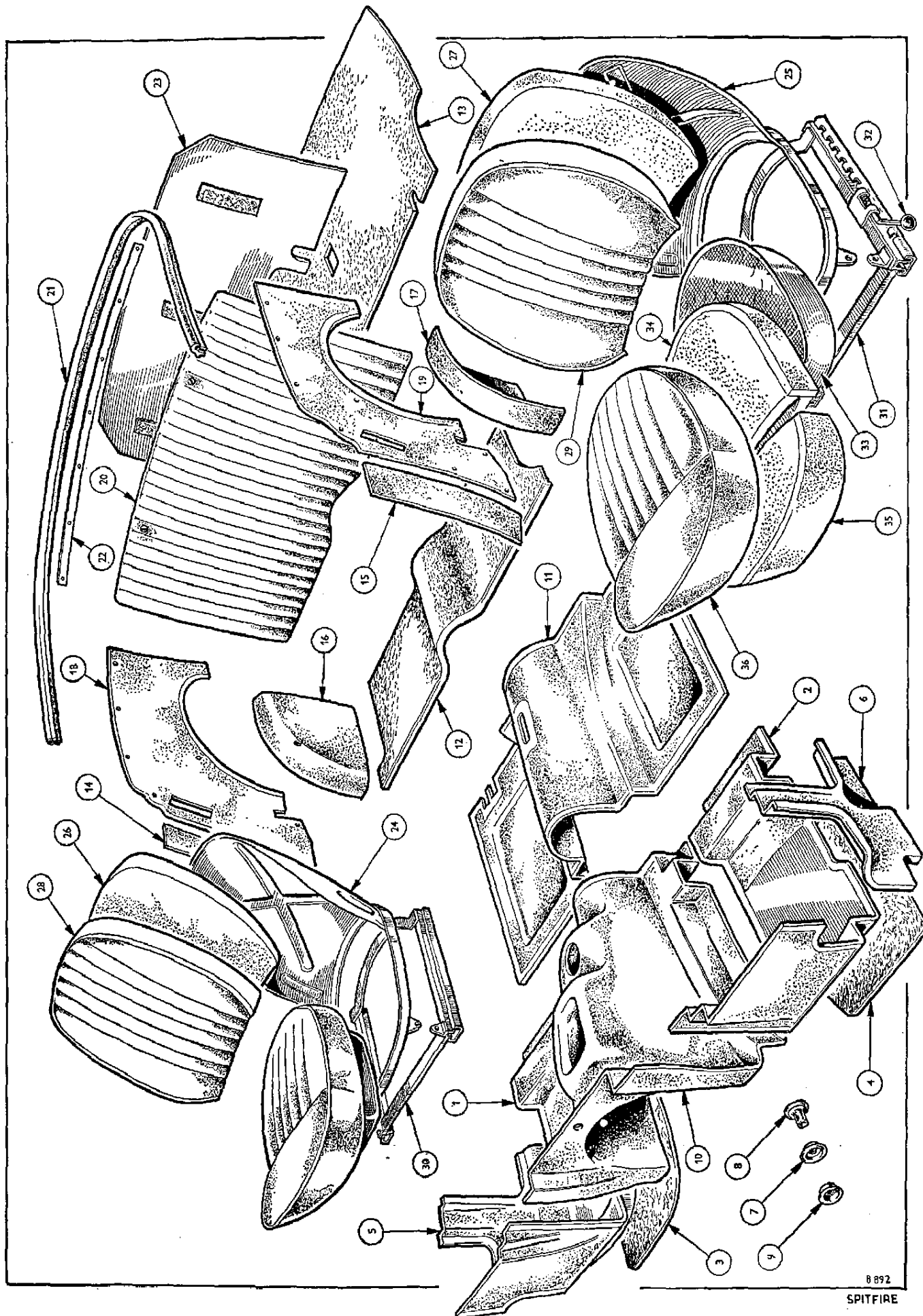
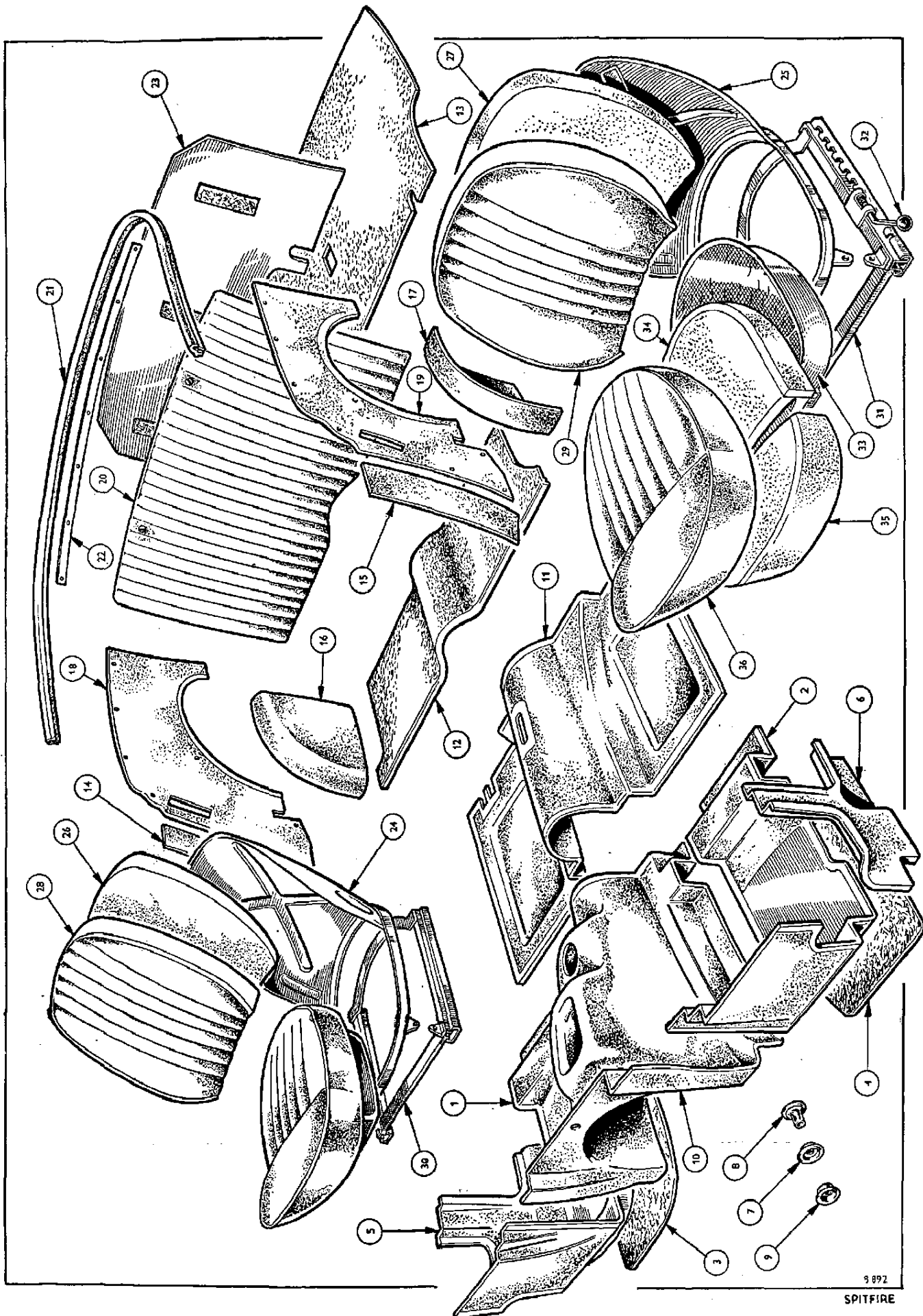


PLATE AV

BODY AND FITTINGS

Part No.	Description	Plate No.	No. per Unit	Remarks
810461	FRONT SEAT TRIMMED ASSEMBLY (COMPLETE WITH CUSHION) LEATHERCLOTH	Red { R.H.	1	Fitted from Comm. No. FC50001 and future
810451		L.H.	1	
810462		Midnight Blue { R.H.	1	
810452		L.H.	1	
810463		Black { R.H.	1	
810453		L.H.	1	
810481	FRONT SEAT TRIMMED ASSEMBLY (COMPLETE WITH CUSHION) LEATHER	Red { R.H.	1	Special order only
810471		L.H.	1	
810482		Midnight Blue { R.H.	1	
810472		L.H.	1	
810483		Black { R.H.	1	
810473		L.H.	1	
809561	FRONT SEAT FRAME AND SQUAB TRIMMED ASSEMBLY (LEATHER-CLOTH)	Red { R.H.	1	Fitted from Comm. No. FC50001 and future
809551		L.H.	1	
809562		Blue { R.H.	1	
809552		L.H.	1	
809563		Black { R.H.	1	
809553		(Coarse grained back panel) Alternative to 809564/809554 { L.H.	1	
809564		Black { R.H.	1	
809554		(Fine grained back panel) Alternative to 809563/809553 { L.H.	1	
809581		Red { R.H.	1	
809571		L.H.	1	
809582	FRONT SEAT FRAME AND SQUAB TRIMMED ASSEMBLY (LEATHER)	Blue { R.H.	1	Special order only
809572		L.H.	1	
809583		Black { R.H.	1	
809573		(Coarse grained back panel) Alternative to 809584/809574 { L.H.	1	
809584		Black { R.H.	1	
809574		(Fine grained back panel) Alternative to 809583/809573 { L.H.	1	

Note:—Items marked † thus are available on our Factory Exchange Unit Scheme



9 092

SPITFIRE

BODY AND FITTINGS

Part No.	Description	Plate No.	No. per Unit	Remarks
FRONT SEAT FRAME AND SQUAB ASSEMBLY (continued)				
903893	Frame assembly	R.H.	1	
903892		L.H.	1	
809598	Pad, rubberised, assembly	R.H.	1	
809597		L.H.	1	
571315	Cover assembly, front seat squab (Leathercloth)	Red	1	
571295		L.H.	1	
571316		R.H.	1	
571296		L.H.	1	
571317		Black	1	
571297		(Coarse grained back panel) Alternative to 571318/571298	1	
571318		Black (Fine grained back panel) Alternative to 571317/571297	1	
571298		L.H.	1	
571325		Red	1	
571305		L.H.	1	
571326	Cover assembly, front seat squab (Leather)	Blue	1	Special order only
571306		R.H.	1	
571327		L.H.	1	
571307		Black	1	
		(Coarse grained back panel) Alternative to 571328/571308	1	
571328		Black (Fine grained back panel) Alternative to 571327/571307	1	
571308		L.H.	1	
610520	Clip, trim, bottom border to frame		16	
613420	Piece, tacking, seat squab		4	
613435	Hook assembly, seat retention		2	
HU0505	Screw, set		4	
WLO205	Washer, lock	Spring retention hook to seat	4	
WPO005	Washer, plain		4	

Note:—Items marked thus † are available on our Factory Exchange Unit Scheme

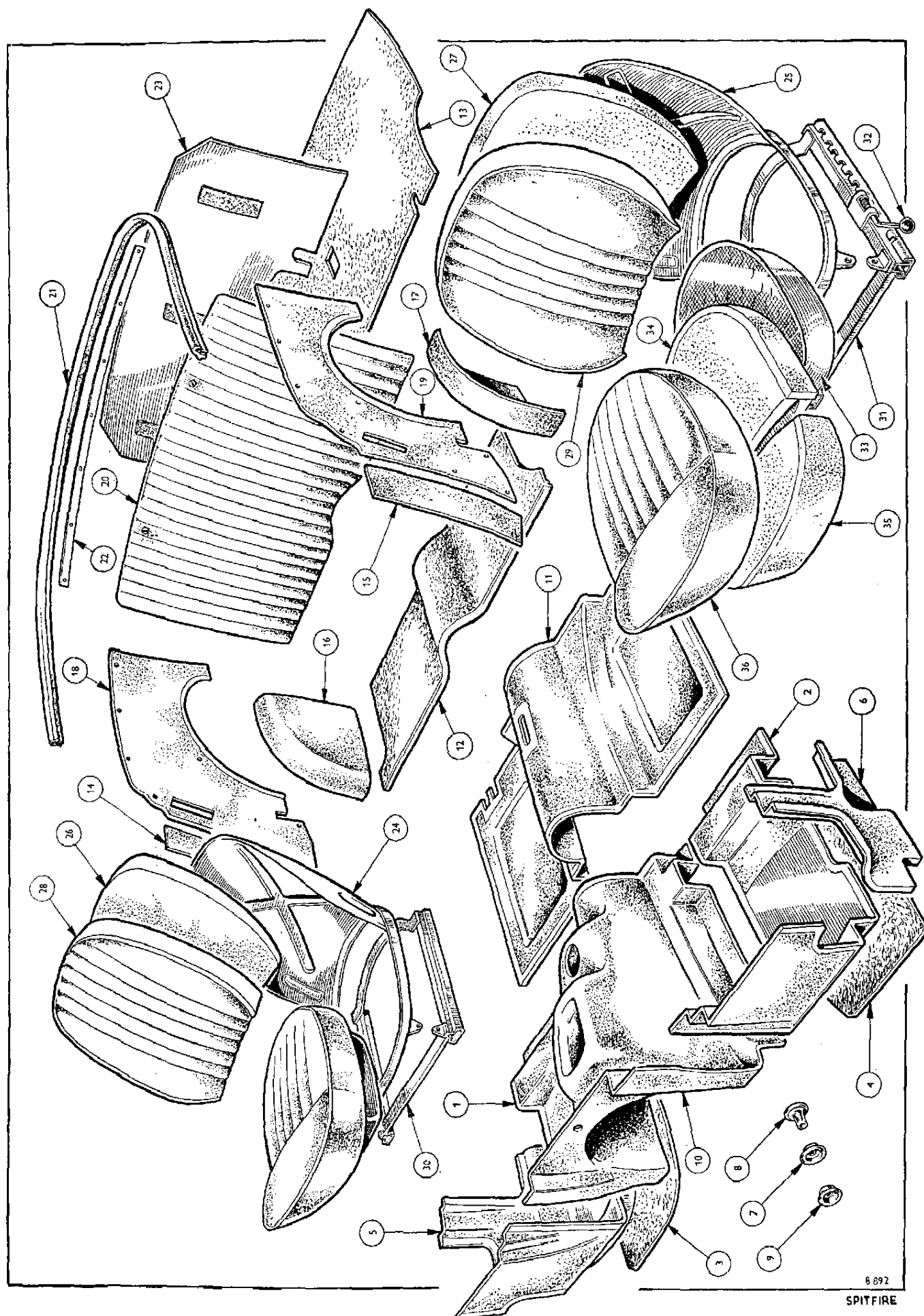
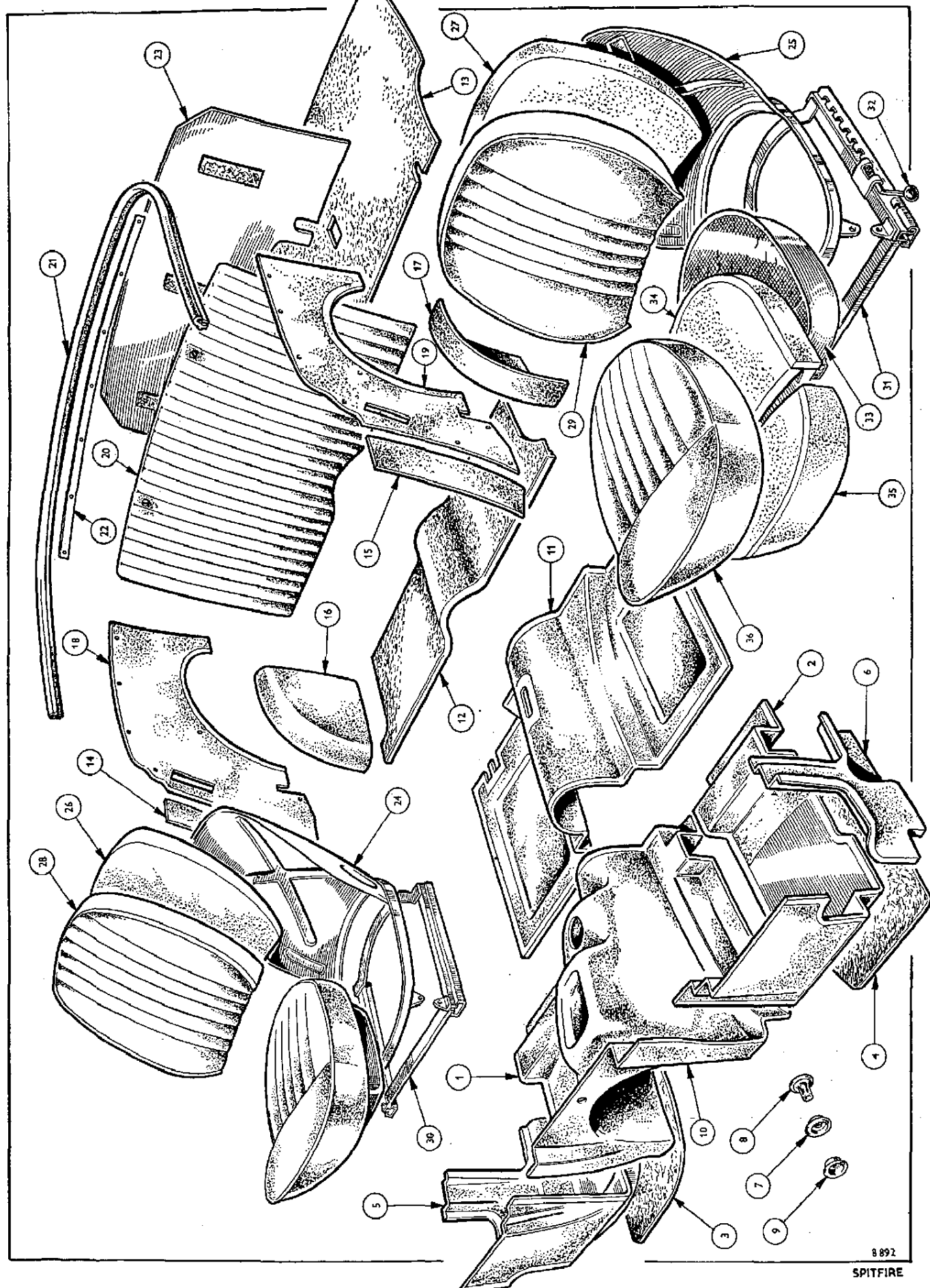


PLATE AV

BODY AND FITTINGS

Part No.	Description	Plate No.	No. per Unit	Remarks
807040	SEAT SLIDE ASSEMBLY { R.H. Seat	AV30	1	
807039		AV31	1	
609966	Knob	AV32	2	
609965	Spring, catch rod { R.H.		1	
609964			1	
HU0807	Setscrew		4	
YN2908	Nut, nyloc		4	
WP0150	Washer, plain		16	
608297	Plug, rubber, seat slide to seat		4	
HU0706	Setscrew		8	
WP0023	Washer, plain		8	
WP0048	Washer, plain, between seat slide and carpet (Only required when carpets are fitted)		4	
568308	FRONT SEAT CUSHION TRIMMED ASSEMBLY (VYNIDE) { Red		2	
568309			2	
568310			2	
568314	FRONT SEAT CUSHION TRIMMED ASSEMBLY (LEATHER) { Red		2	
568315			2	
568316			2	
903509	Case, spring, cushion	AV33	2	
706846	Pad, polyether, face panel	AV34	2	
706845	Pad, polyether, front roll	AV35	2	
568320	Cover assembly, { Red	AV36	2	
568321			2	
568322			2	
568326	Cover assembly, { Red	AV36	2	
568327			2	
568328			2	
808417	FRONT SEAT CUSHION TRIMMED ASSEMBLY (VYNIDE) { Red		2	
808418			2	
808419			2	
808423	FRONT SEAT CUSHION TRIMMED ASSEMBLY (LEATHER) { Red		2	
808424			2	
808425			2	
808179	Frame assembly, cushion		2	
708092	Base, cushion		2	
808198	Cushion assembly		2	
561785	Ring, hog, $\frac{1}{8}$ " cover assembly to frame	A/R		
570262	Cover assembly { Red		2	
570263			2	
570264			2	
570268	Cover assembly, { Red		2	
570269			2	
570270			2	

Note:—Items marked thus † are available on our Factory Exchange Unit Scheme



8 892

SPITFIRE

PLATE AV

BODY AND FITTINGS

Part No.	Description	Plate No.	No. per Unit	Remarks	
809529	FRONT SEAT CUSHION TRIMMED ASSEMBLY (LEATHERCLOTH)	Red	2	Fitted from Commission No. FC50001 up to Commission No. FC63357 Black Trim, FC63368 Blue Trim, FC66037 Red Trim only	
809530		Midnight Blue	2		
809531		Black	2		
809539	FRONT SEAT CUSHION TRIMMED ASSEMBLY (LEATHER)	Red	2		} Special Order only
809540		Midnight Blue	2		
809541		Black	2		
809482	Frame assembly, cushion		2		
708092	Base, cushion		2		
809479	Pad, cushion assembly		2		
618241	Pad, cushion front, top		2		
709377	Pad, cushion side, top	R.H.	2		
709376		L.H.	2		
571283	Foam, cushion border		2		
571347	Cover assembly, front seat cushion (Leathercloth)	Red	2		} Special Order only
571348		Midnight Blue	2		
571349		Black	2		
571357	Cover assembly, front seat cushion (Leather)	Red	2		} Special Order only
571358		Midnight Blue	2		
571359		Black	2		
561785	Ring, hog, cover to frame		76		
809954	FRONT SEAT CUSHION TRIMMED ASSEMBLY (LEATHERCLOTH)	Red	2	Fitted from Commission No. FC63358 up to FC79173 Black Trim, FC63359 up to FC78894 Blue FC66038 up to FC78913 Red only	
809955		Midnight Blue	2		
809956		Black	2		
809964	FRONT SEAT CUSHION TRIMMED ASSEMBLY (LEATHER)	Red	2		} Special Order only
809965		Midnight Blue	2		
809966		Black	2		
809923	Frame assembly, cushion		2		
708092	Base, cushion		2		
809922	Pad, cushion, assembly		2		
618241	Pad, cushion, front, top		2		
709377	Pad, cushion side, top	R.H.	2		
709376		L.H.	2		
572653	Foam, cushion border		2		
572633	Cover assembly, front seat cushion (Leathercloth)	Red	2		} Special Order only
572634		Midnight Blue	2		
572635		Black	2		
572643	Cover assembly, front seat cushion (Leather)	Red	2		} Special Order only
572644		Midnight Blue	2		
572645		Black	2		
561785	Ring, hog, cover to frame		76		

Note:—Items marked thus † are available on our Factory Exchange Unit Scheme

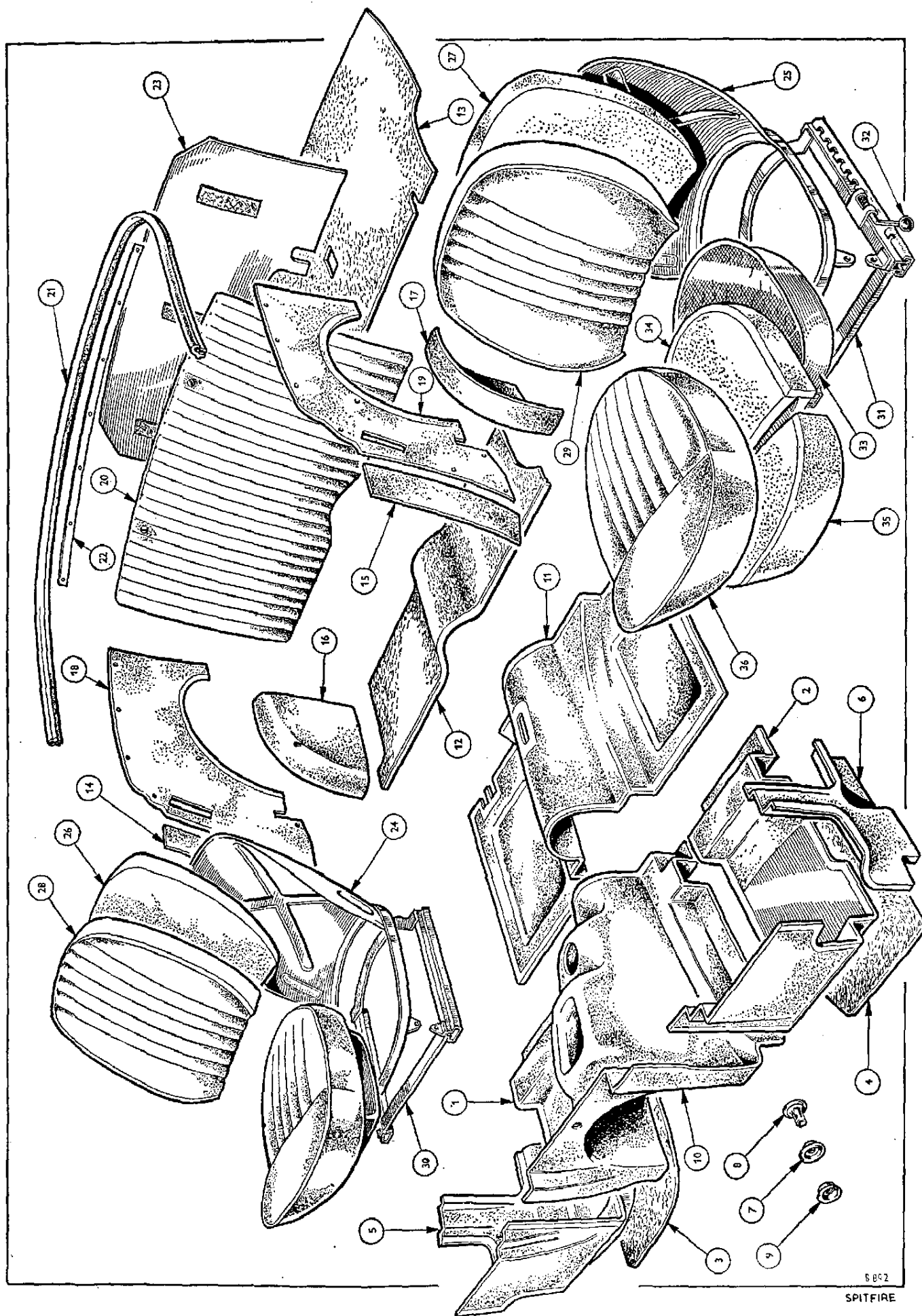


PLATE AV

SPITFIRE

BODY AND FITTINGS

Part No.	Description	Plate No.	No. per Unit	Remarks
<p>Note. Due to revised methods of manufacture, complete seat cushions assemblies will cease to be supplied for Spitfire Mk.II models when present stocks have been exhausted. Each of the following packs contain half quantities of the inset items below—i.e. sufficient for one seat cushion to be built.</p>				
574172	FRONT SEAT CUSHION PACK (LEATHERCLOTH)	{ Red Midnight Blue Black	2	
574173			2	
574174			2	
574175	FRONT SEAT CUSHION PACK (LEATHER)	{ Red Midnight Blue Black	2	
574176			2	
574177			2	
810393	Frame assembly, cushion		2	
708092	Base, cushion		2	
809922	Pad assembly, cushion		2	
618241	Pad, cushion front, top		2	
709377	Pad, cushion, top (R.H. side of cushion)		2	Fitted from Commission No. FC79174 Black Trim, FC78895 Blue Trim, FC78914 Red Trim, and future
709376	Pad, cushion, top (L.H. side of cushion)		2	
572653	Foam, cushion border		2	
573647	COVER ASSEMBLY FRONT SEAT CUSHION (LEATHERCLOTH)	{ Red Midnight Blue Black	2	
573648			2	
573649			2	
573657	COVER ASSEMBLY FRONT SEAT CUSHION (LEATHER)	{ Red Midnight Blue Black	2	
573658			2	
573659			2	
619822	Clip, trim, cushion trim to seat frame		8	
561785	Ring, hog, cushion trim to cushion frame		20	
610520	Clip, trim, cushion cover to frame		34	

Note:—Items marked thus † are available on our Factory Exchange Unit Scheme

ACCESSORIES

Part No.	Description	Plate No.	No. per Unit	Remarks
573677	WING MIRROR (SPEED)		2	
509792	REVERING LIGHT KIT		1	
515448	FUEL PIPE LINK FILTER		1	
568511	SAFETY HARNESS (2 POINT FIXING)		1	
568496	SAFETY HARNESS (3 POINT FIXING) For safety harness attachments details—see page 98		1	
307245	WOOD RIMMED STEERING WHEEL		1	
569033	LUGGAGE GRID (FIXED TYPE)		1	
573476	LUGGAGE GRID (REMOVABLE TYPE)		1	
569116	CIGARETTE LIGHTER		1	
512366	CONTINENTAL TOURING KIT		1	
562116	BONNET LOCK KIT		1	
560632	WING MIRROR—D TYPE —MAGNATEX S.6 (Flyback-Convex Glass)		2 as req.	
570409	WING MIRROR—WINGARD FLYBACK (TURINA) (Flat Glass)			
502459	WING MIRROR—MAGNATEX R.7 (ROUND)—FLYBACK (Convex Glass)			
608467WL	WING MIRROR—WINGARD CURVED ARM—ROUND—RIGID			
608467M	WING MIRROR—MORGAN— STRAIGHT ARM—ROUND—RIGID			
612306	WING MIRROR—WINGARD SWING ARM—ROUND			
505825	WING MIRROR BASE PLINTH —MAGNATEX		2	
307134	WHEEL FINISHER		4	
122806	WHEEL TRIM NAVE PLATE		4	
113256	MEDALLION, WHEEL TRIM NAVE PLATE		4	
128348	Bolt		4	} Medallion attachment
WL0208	Washer, plain		4	
134336	NAVE PLATE REMOVAL TOOL		1	

Note:—Items marked thus † are available on our Factory Exchange Unit Scheme

ACCESSORIES

Part No.	Description	Plate No.	No. per Unit	Remarks
569907	SPOT LAMP KIT		1	
569908	FOG LAMP KIT		1	
CD31481 554264 CD31582 CD31633 CD31629 CD31663 567514 569286 569527 569551 569557 571228	TOUCH-IN PAINT ($\frac{1}{2}$ PINT TINS)	Black Signal Red Lichfield Green Powder Blue Pale Yellow (Primrose) Phantom Grey Spa White Conifer Green Wedgwood Blue Jonquil Cherry Red Royal Blue	As req.	
WIRE WHEELS —For Details see "Propellor Shaft and Road Wheels" Section.				
569563 808104 808105 615699 YA0503 PT0504 WP0028 WL0205 HN2005 HU0908 WM0059 YN2909 615706	ENGINE BAY VALANCE KIT Engine bay valance assembly { L.H. R.H. Washer/Plate, bracket fixing Screw, self-tapping, securing rear fixing bracket Screw, set Washer, plain } Securing valance Washer, lock } to dash front Nut Screw, set } Securing Washer, plain } valance to Nut, nyloc } suspension Bracket, fixing, rear		1 1 1 1 4 4 4 4 4 2 2 2 2	Fitted up to Commission No. FC20752 only (For future see page 77)
569905 570023 613927 613928 609206 600032 NQ2708 707348 613950 613951 613952 608307 807499 903599 613955 611437 614127 614128 616428 616429	HARD TOP KIT Hard top assembly (Welded) including Headlining complete Retainer, tapped plate Plate, tapped Bracket, mounting, listing rail Retainer, nut Nut, square Headlining assembly Listing rod { Front Centre Rear Clip, locating, listing rod Backlight, glass Rubber, backlight glazing Insert, glazing rubber Clip, glazing rubber insert Rubber, sealing, } L.H. cantrail } R.H. Rubber, sealing, } L.H. cantrail } R.H.		1 1 2 2 4 2 2 1 1 1 1 6 1 1 1 1 1 1 1 1	Special Order only Fitted up to Body No. 26774FC only Fitted from Body No. 26775FC and future

Note:—Items marked thus † are available on our Factory Exchange Unit Scheme

ACCESSORIES

Part No.	Description	Plate No.	No. per Unit	Remarks
HARD TOP KIT (continued)				
806144	Rubber, sealing, header		1	
614030	Weatherseal, roof to deck		1	
614150	Pad, sealing, "B" post to hard top		2	
611639	Bolt, domed		2	
511044	Washer, plain		2	Hard top to windscreen
500057	Washer, lock		2	
613508	Tube, distance, assembly		2	
613926	Bracket		2	
512135	Setscrew		4	Roof to socket
510397	Washer, shakeproof		4	
613932	Bolt, special		2	
502576	Washer, plain		2	Roof to body
503438	Washer, lock		2	
613931	Plate, tapped		2	
611638	Bolt, domed		2	
510524	Washer, plain		2	Roof to rear deck
500057	Washer, lock		2	
614005	Washer, rubber		2	
614053	Finisher, roof to rear deck bracket		2	
611611	Finisher, headlining, black		1	
210953	TOWING ATTACHMENT KIT—REAR		1	Obtainable direct from Messrs. C. P. Witter
514370	REAR HUB BEARING AND SEALING KIT		1	See Page 34 for details
ENGINE OIL COOLER KIT				
514082	Cooler, oil		1	
211794			1	
140472	Bracket, mounting	L.H.	1	
140473		R.H.	1	
HU0805	Setscrew	Securing brackets to radiator cradle	2	
TN3208	Nut, nyloc		2	
HU0806	Setscrew	Securing cooler brackets to frame	2	
WP0008	Washer, plain		2	
TN3208	Nut, nyloc		2	
140600	Hose, engine to oil cooler		1	
140601	Hose, oil cooler to engine		1	
140987	Union, cooler pipes to adaptor		2	
130148	Adaptor, oil filter		1	
513971	Ring, sealing	Adaptor attachment	1	
130142	Tab washer		1	
130141	Screw		1	
514191	BOTTOM TRUNNION SEALING KIT		1	
	Comprising:—			
140892	Bearing		4	
140893	Distance piece		2	
140894	Water shield		4	
140895	Water shield		4	
567433	SUN VISOR KIT		1	
	(For details see page 82)			

Note:—Items marked thus † are available on our Factory Exchange Unit Scheme

ACCESSORIES

Part No.	Description	Plate No.	No. per Unit	Remarks
134654/CP	ROCKER COVER ASSEMBLY (CHROME PLATED)		1	Suitable up to Engine No. FC50000 only
514600	"POWER STOP" VACUUM SERVO KIT		1	
571086	PETROL FILLER LOCKING CAP		1	
569760	HARD TOP TO SOFT		1	
569761	TOP CONVERSION KIT	{ Black	1	
CD27769	Plug, screen capping	{ White	1	
612976	Plug, screen capping		2	
807124	Hood, sewn, assembly	{ Black	1	
807125		{ White	1	
903635	Hood frame assembly, complete		1	
613441	Strap, hoodstick stowage		1	
613494	Plate, fixing, hoodstick stowage		1	
706831	Bag, polythene, hood stowage		1	
612789	Clip, hood retaining		2	
612964	Packing, hood retaining clip		2	
WM0055	Washer, plain	} Securing retaining clip	2	
WL0205	Washer, lock		2	
HN2005	Nut		2	
610624	Stud		4	
561210	Rivet, Imex, stud to rear deck		4	
573096	MUD FLAP KIT		1	
566298	ANTI-MIST PANEL		1	
512539	BRAKE PADS—COMPETITION FRONT—FERODO D.S.11		1 Set	
125195	COIL, LUCAS HA 12—OIL FILLED		1	
59844	DEFROSTER (WINDSCREEN OR REAR SCREEN)		1	
211635	REV. COUNTER—8000 R.P.M.		1	
808270	SILL PROTECTOR	{ L.H.	1	
808271	(Black Plastic)	{ R.H.	1	
616196	Plasti-Rivets, sill protector attachment		12	

SKID PLATE—For Details see Chassis Frame Section.

COMPETITION AND RACING FRONT SPRINGS

For Details see Front Suspension Section.

COMPETITION AND RACING REAR ROAD SPRINGS

For Details see Rear Suspension Section.

Note:—Items marked thus † are available on our Factory Exchange Unit Scheme

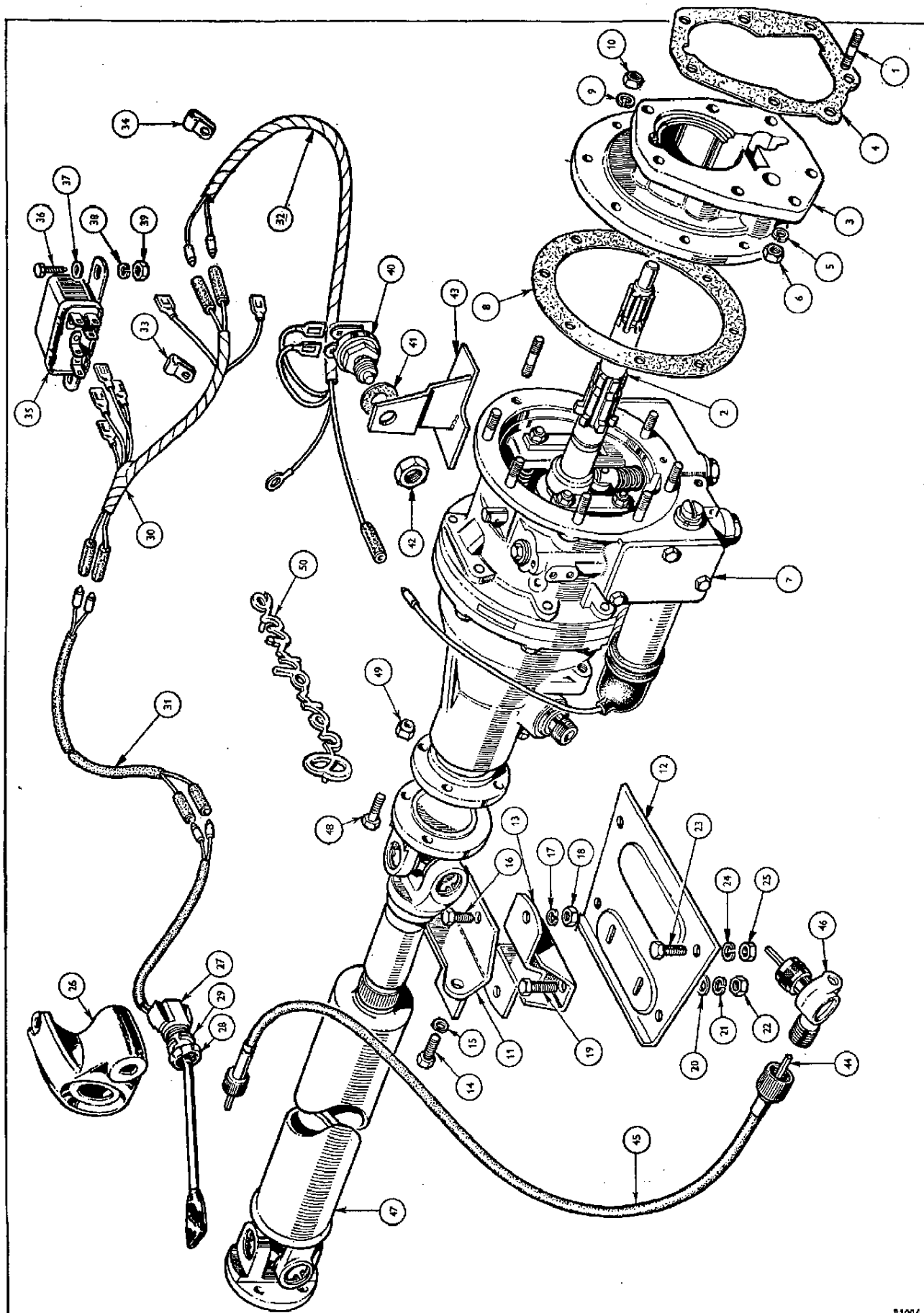


PLATE AW

OVERDRIVE

Part No.	Description	Plate No.	No. per Unit	Remarks
512767	OVERDRIVE KIT—R.H.S. ONLY		1	
512768	OVERDRIVE KIT—L.H.S. ONLY		1	
132115	Stud, adaptor to gearbox case	AW1	7	
208142	Mainshaft	AW2	1	
305137	Adaptor, gearbox	AW3	1	
106437	Gasket	AW4	1	
WL0208	Washer	AW5	7	
HN2008	Nut	AW6	6	
JN2108	Nut, jam		1	
306553	Overdrive unit	AW7	1	For details see pages 113-115
112626	Gasket	AW8	1	
WL0207	Washer	AW9	8	
HN2007	Nut	AW10	8	
127740	Shaft, actuator		1	
133771	Arm, operating		1	
53413	Pin, mills, securing arm to actuator shaft		1	
120305	Washer, joint, top cover extension		1	
134216	Bracket assembly, overdrive support	AW11	1	
136711	Platform assembly, overdrive mounting	AW12	1	
134229	Mounting, flexible	AW13	1	
HU0807	Screw, set	AW14	2	
WL0208	Washer, lock	AW15	2	
HU0805	Screw, set	AW16	2	
WL0208	Washer, lock	AW17	2	
HN2008	Nut	AW18	2	
HU0806	Screw, set	AW19	2	
WYP0008	Washer, plain	AW20	2	
WL0208	Washer, lock	AW21	2	
HN2008	Nut	AW22	2	
HU0805	Screw, set	AW23	2	
WL0208	Washer	AW24	2	
HN2008	Nut	AW25	2	
611938	Plate, cover, main floor, providing access to overdrive		1	
YZ3403	Screw		3	
FJ2444/4	Nut, fix		3	
611974	Escutcheon, flasher and overdrive switch	AW26	1	
147280	Switch, overdrive, R.H.S. also U.S.A. and Canada	AW27	1	
147281	Switch, overdrive, L.H.S.—except U.S.A. and Canada		1	
609792	Bezel, overdrive switch	AW28	1	
WN0712	Washer, shakeproof, overdrive switch	AW29	1	
138321	Harness, overdrive	AW30	1	
138323	Extension, overdrive, harness—R.H.S. only	AW31	1	
138322	Harness, gearbox	AW32	1	
511345	Clip	AW33	1	
615811	Clip	AW34	2	
126792	Relay	AW35	1	
510503	Screw	AW36	2	
508875	Washer, plain	AW37	4	Fitted up to Comm. No. FC50000 only
WL0205	Washer, lock	AW38	2	
HN2005	Nut	AW39	2	
YZ3504	Screw		2	Fitted from Comm. No. FC50001 and future
508875	Washer, plain		2	
WL0205	Washer, lock		2	
106269	Washer, joint top cover		1	

Note:—Items marked thus † are available on our Factory Exchange Unit Scheme

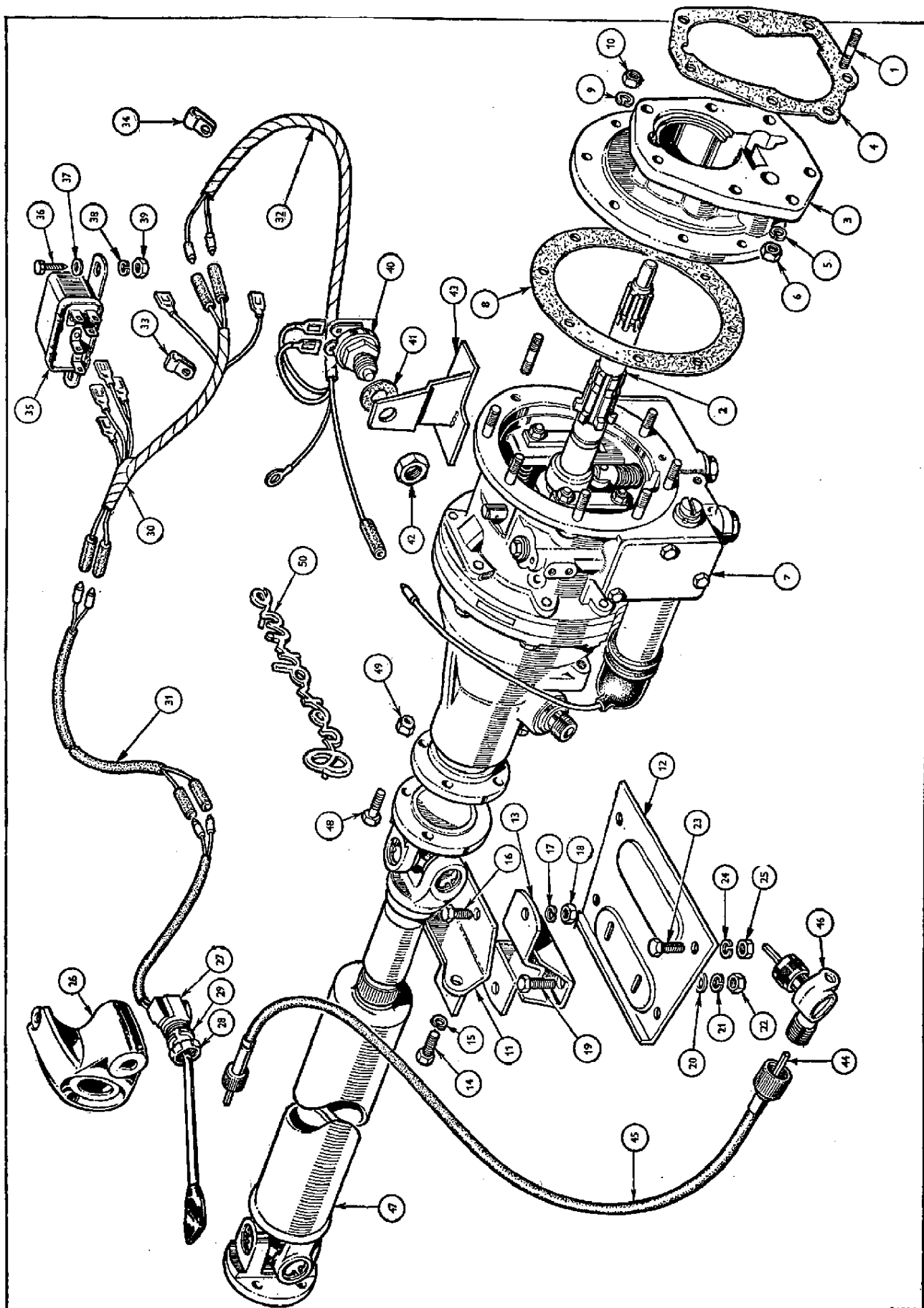


PLATE AW

OVERDRIVE

Part No.	Description	Plate No.	No. per Unit	Remarks
OVERDRIVE KIT (continued)				
127380	Switch, inhibitor	AW40	1	
502146	Washer, packing	AW41	1	
59474	Nut	AW42	1	
133770	Bracket assembly, switch mounting	AW43	1	
HB0708	Bolt, top cover and inhibitor bracket to gearbox		2	
HB0707	Bolt, top cover to gearbox		5	
504617/I	Cable, inner, speedometer	AW44	1	
504617/O	Cable, outer, speedometer	AW45	1	
504621/I	Cable, inner, speedometer		1	
504621/O	Cable, outer, speedometer		1	
120694	Angle drive, speedometer	AW46	1	
210985	Propellor shaft, frictionless	AW47	1	
129361	Bolt	AW48	4	
TN3208	Nut, nyloc	AW49	4	
603906	Nameplate, "Overdrive"	AW50	1	
FP1012/9	Plate, fix, nameplate attachment		3	
143345	Terminal blade, starter solenoid		1	Fitted from Comm. No. FC50001 and future
512765	GEARBOX ASSEMBLY (Less Top Cover, Extension and Handlever)		1	
514027	GEARBOX ASSEMBLY (Reconditioned Unit)		1	

Note. The above Gearbox Assemblies comprise Main-shaft, Part No. 208142 and all other details in the Gearbox Section of this catalogue.

Note:—Items marked thus † are available on our Factory Exchange Unit Scheme

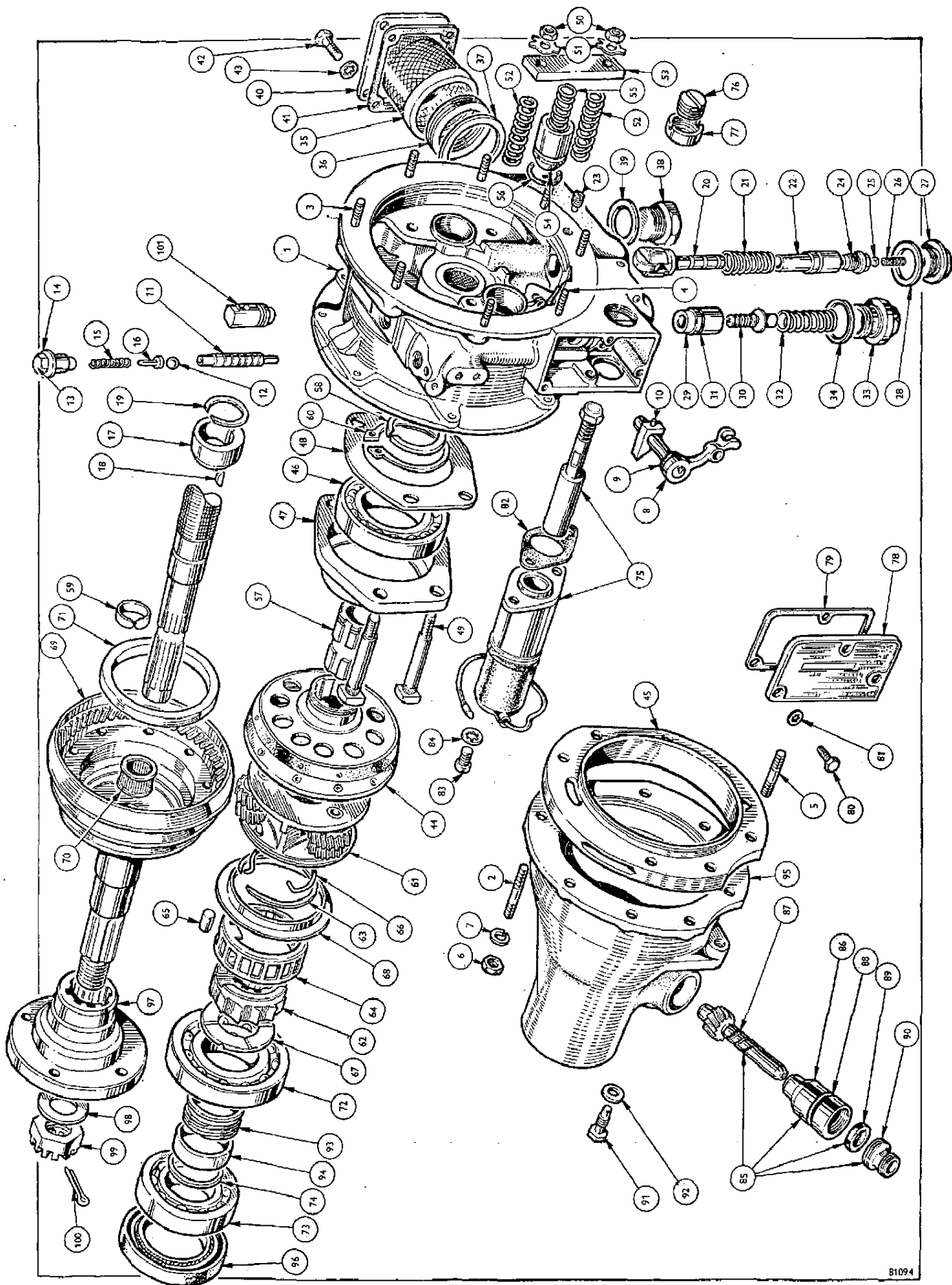


PLATE AX

OVERDRIVE

Part No.	Description	Plate No.	No. per Unit	Remarks
306553	OVERDRIVE UNIT		1	
513197	FRONT CASING ASSEMBLY	AX1	1	
506082	Stud, $\frac{1}{8}$ ", rear casing to main casing	AX2	6	
506083	Stud, $\frac{1}{8}$ " } Main casing to gearbox	AX3	7	
506105	Stud, $\frac{1}{8}$ " }	AX4	1	
506103	Stud, $\frac{1}{8}$ ", rear casing to main casing	AX5	2	
HN2007	Nut, $\frac{1}{4}$ " } Rear casing to main casing	AX6	16	
WV0207	Washer, spring, $\frac{1}{4}$ " } and main casing to gearbox	AX7	16	
506101	Joint, paper		1	
506064	OPERATING VALVE LEVER ASSEMBLY	AX8	1	
500594	'O' ring	AX9	1	
52413	Pin, mills	AX10	1	
513218	Valve, operating		1	
138926	Valve, operating	AX11	1	For special cold weather conditions
BL0020	Ball, $\frac{3}{16}$ "	AX12	1	
506117	Plug, valve	AX13	1	
500568	Washer, valve plug	AX14	1	
506070	Spring, valve	AX15	1	
500591	Plunger, ball valve	AX16	1	
513216	Cam, oil pump operating	AX17	1	
KW0316	Key, Woodruff } Securing cam	AX18	1	
137308	Ring, spring }	AX19	1	
513196	OIL PUMP PLUNGER ASSEMBLY	AX20	1	
500633	Spring, for plunger	AX21	1	
513222	Body, pump	AX22	1	
506076	Screw, retaining pump body	AX23	1	
513192	Valve body assembly, non-return	AX24	1	
BL0014	Ball, $\frac{7}{32}$ ", in valve body	AX25	1	
513207	Spring, valve	AX26	1	
513206	Plug, valve	AX27	1	
506118	Washer, for plug	AX28	1	
513193	RELIEF VALVE KIT		1	
Not serviced	Body, valve	AX29	1	
Not serviced	Plunger	AX30	1	
506129	'O' ring	AX31	1	
Not serviced	Spring	AX32	1	
Not serviced	Plug	AX33	1	
506118	Washer, plain, on plug	AX34	1	
513202	Oil filter	AX35	1	
513205	Magnet, filter	AX36	1	
506107	Plate, sealing, oil filter to casing	AX37	1	
506114	Plug, drain	AX38	1	
506118	Washer, drain plug	AX39	1	
506097	Plate, side cover	AX40	1	
506098	Joint, for plate	AX41	1	
HU0706	Screw, set, $\frac{1}{4}$ " } Side cover plate	AX42	4	
WN0707	Washer, shakeproof } to casing	AX43	4	

Note:—Items marked thus † are available on our Factory Exchange Unit Scheme

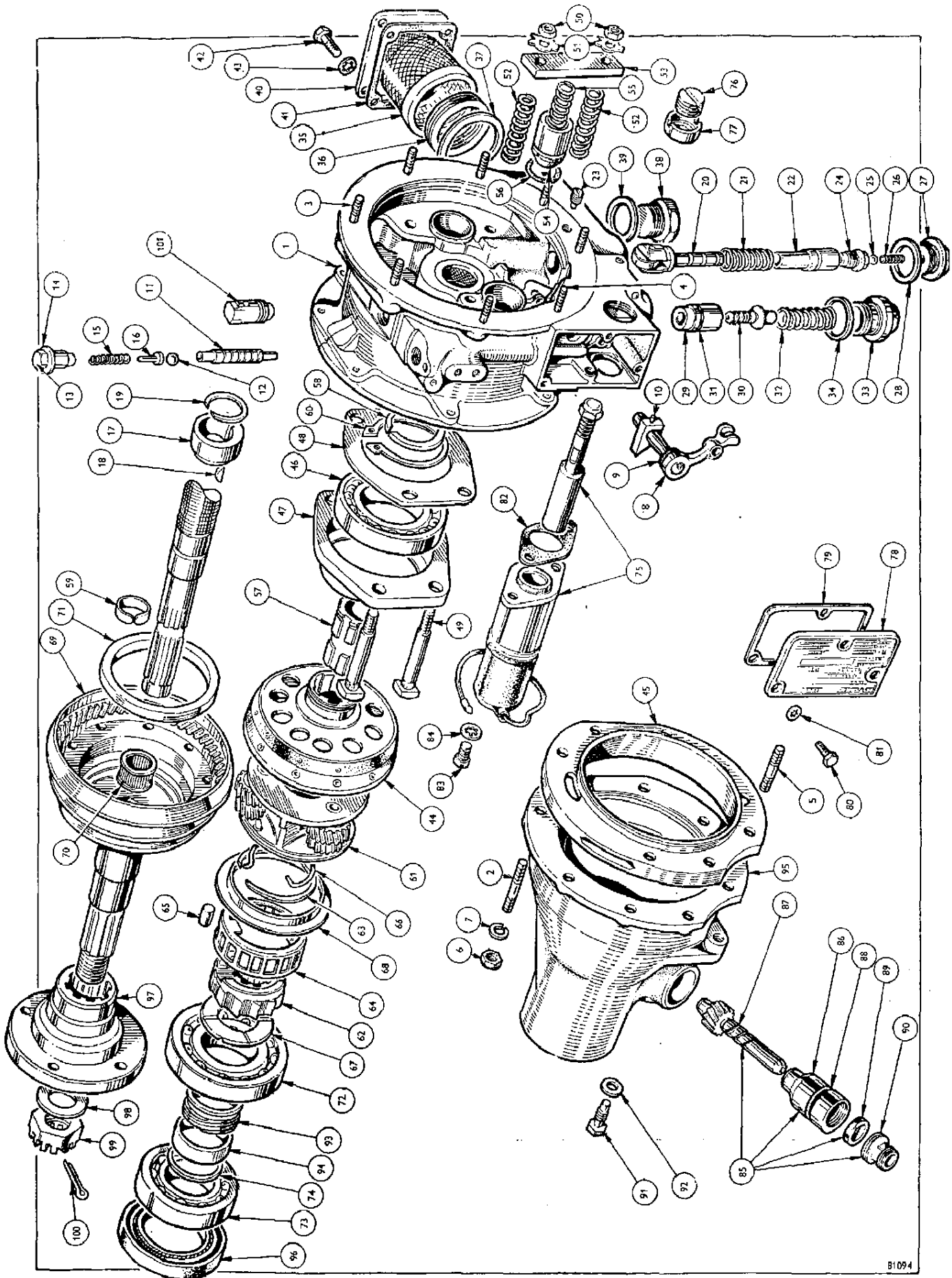


PLATE AX

OVERDRIVE

Part No.	Description	Plate No.	No. per Unit	Remarks
OVERDRIVE UNIT (continued)				
513200	CLUTCH SLIDING MEMBER ASSEMBLY (with Linings)	AX44	1	
513228	Ring, clutch brake	AX45	1	
506112	Bearing, ball, clutch thrust	AX46	1	
506081	Housing, clutch thrust bearing	AX47	1	
506104	Plate, retainer, clutch thrust bearing	AX48	1	
513203	Bolt	AX49	4	
513227	Nut	AX50	4	
500642	Washer, tab	AX51	1	
513199	Spring, clutch	AX52	4	
506084	Bridge piece, clutch	AX53	2	
513220	Piston	AX54	2	
513219	Spring, piston	AX55	2	
506130	'O' ring, on piston	AX56	2	
506044	SUNWHEEL ASSEMBLY	AX57	1	
506091	Ring, snap	AX58	1	
513223	Ring, spring	AX59	1	
515356	Circlip	AX60	1	
513194	PLANET CARRIER ASSEMBLY	AX61	1	
513224	Bearing, needle roller		6	
500412	Pin, mills, securing bearings		3	
513209	Freewheel inner member	AX62	1	
513210	Ring, spring	AX63	1	
502559	Cage, roller	AX64	1	
506063	Rollers, steel, in cage	AX65	1 Set	
513208	Spring, for cage	AX66	1	
500613	Washer, thrust	AX67	1	
513215	Plate, retaining	AX68	1	
513195	ANNULUS ASSEMBLY	AX69	1	
506113	Bearing, needle roller	AX70	1	
Not serviced	Outer member, freewheel	AX71	1	
506111	Bearing, ball, front	AX72	1	
513229	Bearing, ball, rear	AX73	1	
513214/1	Adjustment washer, correcting end float, .105"	AX74	A/R	
513214/2	Adjustment washer, correcting end float, .100"	AX74	A/R	
513214/4	Adjustment washer, correcting end float, .090"	AX74	A/R	
513214/3	Adjustment washer, correcting end float, .095"	AX74	A/R	
512144	SOLENOID ASSEMBLY	AX75	1	
514200	Screw assembly, solenoid adjusting		1	
	Comprising:—AX76 and AX77			
506109	Side cover plate	AX78	1	
513204	Washer, joint, side cover plate	AX79	1	
513226	Screw, hex.	AX80	3	
WN0705	Washer, shakeproof	AX81	3	
513201	Washer, joint, solenoid to casing	AX82	1	
513225	Screw, set, securing solenoid	AX83	2	
WN0705	Washer, shakeproof, under setscrew	AX84	2	

Note:—Items marked thus † are available on our Factory Exchange Unit Scheme

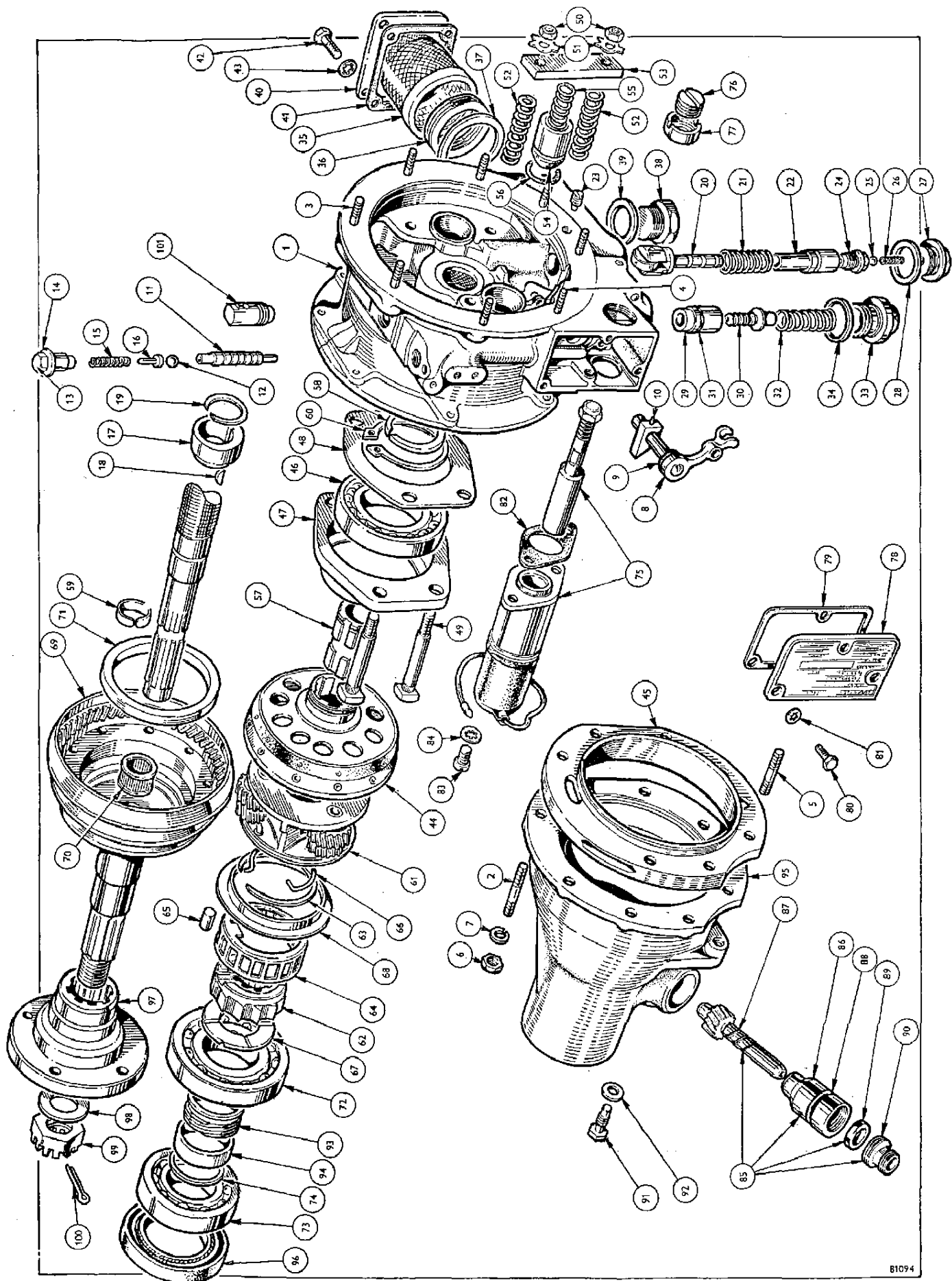


PLATE AX

OVERDRIVE

Part No.	Description	Plate No.	No. per Unit	Remarks
OVERDRIVE UNIT (continued)				
506067	SPEEDOMETER DRIVE ASSEMBLY	AX85	1	
506066	Bearing assembly, speedometer	AX86	1	
506119	Gear, driven	AX87	1	
506115	'O' ring	AX88	1	
Not serviced	Seal, oil	AX89	1	For replacement order 506066
Not serviced	End, screwed	AX90	1	
501606	Pin, mills. $\frac{1}{16}$ "		1	
506071	Screw, locking	AX91	1	
506108	Washer, on locking screw	AX92	1	
506099	Gear, driving, on mainshaft	AX93	1	
513211	Tube, spacing, on mainshaft	AX94	1	
513198	REAR CASING ASSEMBLY	AX95	1	
513231	Oil seal	AX96	1	
513212	Coupling, flange	AX97	1	
WP0024	Washer, plain	AX98	1	} Securing coupling flange to annulus
57868	Nut, slotted	AX99	1	
PC0012	Cotter	AX100	1	
502560	Breather	AX101	1	

Note:—Items marked thus † are available on our Factory Exchange Unit Scheme

Printed in England by
WARWICK PRINTING COMPANY LIMITED
WARWICK